

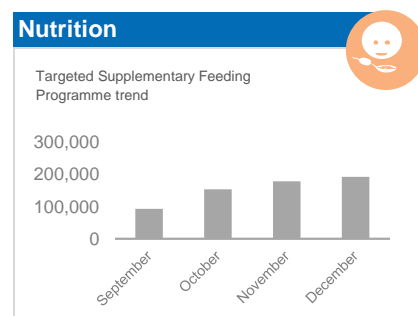
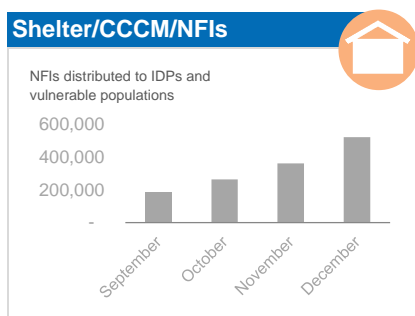
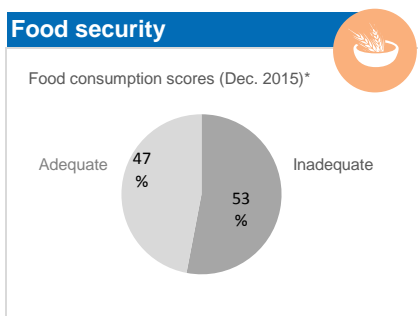
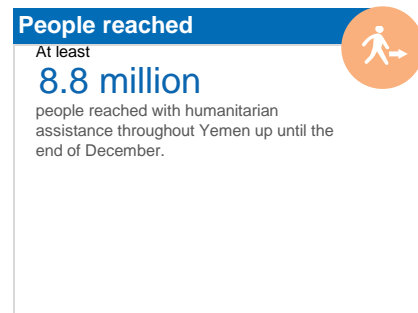
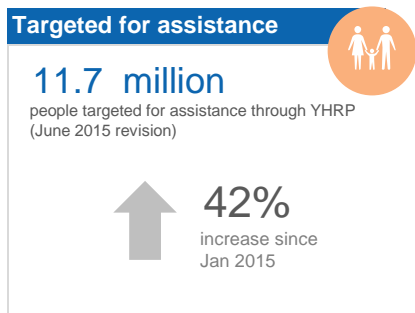
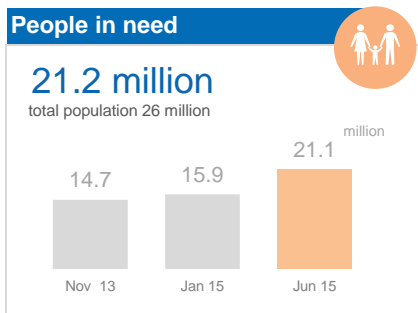
SITUATION OVERVIEW

2015 had a devastating impact on men, women and children in what was already the poorest country in the Middle East. Since March, the blatant disregard by parties to the conflict for civilians and months of reduced fuel, food, and medical imports, recently eased, have all but collapsed the social and economic fabric of Yemen. Some 5,979 conflict related deaths and 28,208 wounded were reported in 2015. Humanitarian needs are now dramatic and deepening among the most vulnerable. Close to 21.2 million out of 26 million people, now require some form of humanitarian assistance to meet their basic needs or protect their fundamental rights.

As of 31 December, some US\$ 892 million was secured against the \$1.6 billion 2015 requirement.

Despite increasing impediments and danger to humanitarian action, including more check points, delayed humanitarian movement notification procedures with the parties to conflict, and continued air strikes and ground fighting, humanitarians were able to assist at least 8.8 million men, women and children in 2015. Seven humanitarians, the majority of which were Yemeni, were killed while carrying out their work.

KEY FIGURES



\$ 1.6 billion
REQUESTED (US\$)

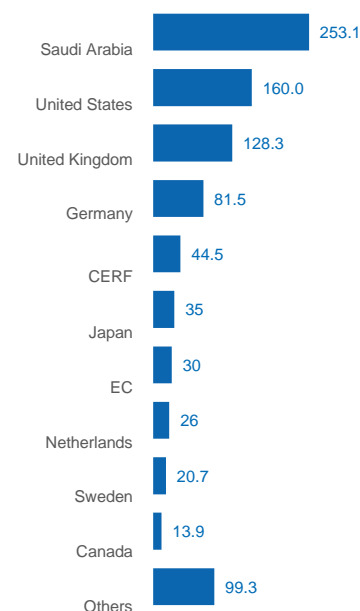
56%
FUNDED

\$ 892 million
RECEIVED (US\$)

Requirements by cluster (US\$ million)

Cluster	Requirements (US\$ million)	Per cent funded by cluster	funded \$ million	Unmet \$ million
Coordination	8.8	248%	21.7	
Early Recovery	48.5	21%	10.2	38.3
Education	17.5	42%	7.3	10.2
ETC	2.1	32%	0.7	1.4
Food Security and Agriculture	791.9	40%	320.7	471.2
Health	131.8	70%	91.7	40.2
Logistics	39.8	60%	24.0	15.8
Nutrition	76.9	122%	93.9	
Protection	132.6	13%	17.6	115.0
Refugees and Migrants	85.8	72%	61.6	24.2
Shelter/CCCM /NFIs	152.4	29%	44.8	107.6
WASH	100.2	41%	41.0	59.3

Contributions (US\$ million)



STRATEGIC OBJECTIVES

- 1 **Save lives**
Provide effective and timely life-saving assistance to the most vulnerable people in Yemen
- 2 **Protect civilians**
Assist and protect people affected by crisis, including refugees, migrants, internally displaced persons (IDPs), and returning Yemenis
- 3 **Build capacity for humanitarian response**
Strengthen the capacity of national actors to plan for and respond to humanitarian emergencies
- 4 **Reduce vulnerability**
With development partners, including the Government, address underlying causes of vulnerability, reduce the need for continued humanitarian assistance and increase resilience
- 5 **Ensure equitable access to services**
Ensure meaningful participation and equitable access to services, resources, and protection measures for women, girls, boys, and men

Food Security and Agriculture*

12.3 million people in need

15%
reached / in need

1.9 million
people reached

25%
reached / target

7.6 million
people targeted

Provide effective and timely life-saving assistance to the most vulnerable people in Yemen.

Needs

An estimated 14.4 million Yemenis are food insecure, including 7.6 million who are severely food insecure. A further deterioration is expected particularly in governorates affected by active conflict due to scarcity and sporadic availability of essential food commodities, scarcity of fuel, lack of income and employment opportunities, and disruption of markets and trade activities.

[For more information, contact gordon.dudi@fao.org](mailto:gordon.dudi@fao.org)

Response

An average of 1,594,237 beneficiaries were reached with regular emergency food assistance (general food distribution and cash or voucher transfers) per month from April to December 2015.** On other hand, 146,087 beneficiaries have received agricultural, fisheries and livestock inputs and 159,314 received longer term livelihoods support in 2015.

YHRP monitoring indicators

Indicator	Value	Targets
INDICATOR 1 & 2: Individuals receiving unconditional food assistance (general food distribution and cash/voucher transfers)	1,594,237	6,100,000
INDICATOR 3: Number of individuals provided with access to emergency agricultural, livestock or fishery inputs and assets	146,087	1,015,000
INDICATOR 4: Number of individuals receiving income generating activity, livelihood skills development and long term assets support	159,314	102,502

Water, Sanitation and Hygiene

20.4 million people in need

25%
reached / in need

5.2 million
people reached

101%
reached / target

5.1 million
people targeted

Provide effective and timely life-saving water, sanitation and hygiene assistance to the most vulnerable people in Yemen.

Needs

An estimated 19.3 million people now require some form of assistance to meet their water and sanitation needs. IDPs and over-stretched host communities need safe water, toilets and hygiene materials. Urban areas are particularly stricken by the deterioration and disappearing, water, solid waste management and sewage treatment services.

[For more information, contact dhkim@unicef.org](mailto:dhkim@unicef.org)

Response

Through the provision of water to displaced populations and conflict affected communities, as well by providing inputs to water pumping stations to help them administer water and sanitation services to affected people, the cluster reached 5,191,927 people in 2015.

YHRP monitoring indicators

Indicator	Value	Targets
INDICATOR 1: Number of people with access to 7.5 - 15 litres/person/day from water trucking or non-fuel support to water systems	1,012,453	407,480
INDICATOR 2: Number of people reached through fuel support to local water corporations	3,714,424	3,706,800
INDICATOR 3: Number of people with latrines / toilets conforming to minimum standards	42,559	156,350
INDICATOR 4: Number of people with access to basic hygiene kits (as per Sphere / Yemen WASH cluster standards)	422,491	973,785

Health

15.2 million people in need

53%
reached / in need



8.0 million
people reached

78%
reached / target



10.3 million
people targeted

Provide integrated packages of essential life saving health services including first aid, trauma care and casualty management.

Needs

Nearly 14.1 million people require support to access adequate healthcare, including 522,000 pregnant women. The conflict and insecurity, lack of fuel, equipment and medicines, particularly to cover long term care needs, are the main reason for the closure of many facilities. Many have been targeted by the violence.

For more information, contact alfreddube@msn.com

Response

In 2015 the cluster assisted 8.0 million people, with 3.7 million receiving primary health care services, medicines, and emergency and reproductive health kits. 35 MT of medical supplies, sufficient for 120,000 people, to Hadramaut, Shabwah, Maharah and Socotra governorates affected by Cyclone Chapala were also delivered.

YHRP monitoring indicators

Indicator	Value	Targets
INDICATOR 1: Number of people supported with trauma kits distributed to referral hospitals	60,000	102,502
INDICATOR 2: Population having access to comprehensive primary healthcare services	3,651,253	4,116,231
INDICATOR 3: Number of children vaccinated against measles / rubella / polio	6,201,724	5,969,880
INDICATOR 4: Number of people benefitting from essential supply kits (IEHK, DDKs, RH kits, etc.*) provided to health facilities	4,024,667	10,290,578

Nutrition

1.6 million people in need

269%
reached / in need



4.2 million
people reached

269%
reached / target



1.6 million
people targeted

Safeguard and improve the nutrition status of emergency affected populations by predictable, timely, and effective and at scale response.

Needs

Poor hygiene and sanitation conditions, displacement and water shortages compounded by poor infant and young child feeding practices have increased the vulnerability of the malnourished, now estimated to be 3 million people. Therapeutic and supplementary feeding as well as micronutrient interventions for children and nutritional support to lactating mothers are considered key needs.

For more information, contact jsmohammed@unicef.org

Response

137,956 children under five received treatment for Severe Acute Malnutrition, 151,056 were diagnosed for Moderate Acute Malnutrition and treated at the nutrition centers, and 3,766,293 were provided micronutrient supplementation. 193,138 pregnant and lactating women with moderate acute malnutrition were assisted.

YHRP monitoring indicators

Indicator	Value	Targets
INDICATOR 1: Number of Severe Acute Malnutrition (SAM) boys and girls treated	137,956	143,000
INDICATOR 2: Number of Moderate Acute Malnutrition (MAM) boys and girls treated	151,058	323,000
INDICATOR 3: Number of pregnant or lactating women provided with targeted supplementary feeding	193,138	221,000
INDICATOR 4: Number of children receiving micronutrient supplements**	3,766,293	913,652

Shelter/CCCM/NFIs

1.2 million people in need

45%
reached / in need



0.5 million
people reached

45%
reached / target



1.2 million
people targeted

Provide adequate shelter solutions and non-food items to the vulnerable population affected by the conflict and natural disasters in Yemen.

Needs

The humanitarian situation remains volatile with continued multiple internal displacement in addition to a prolonged emergency which has deepened existing vulnerabilities, and depleted the coping mechanisms of both IDP and host community households whereas 2.8 million people are in critical need for Shelter, CCCM and NFIs interventions.

For more information, contact alsobari@unhcr.org

Response

In 2015, since the crisis, the cluster reached 545,979 people with shelter and non-food items assistance. This included assisting internally displaced populations and conflict / natural disaster affected communities as well as families who have been hosting the displaced.

YHRP monitoring indicators

Indicator	Value	Targets
INDICATOR 1: Number of individuals assisted with NFIs	522,422	1,162,528
INDICATOR 2: Number of individuals assisted with emergency shelter kits	191,561	404,845
INDICATOR 3: Number of individuals assisted with emergency shelter (tents)	22,027	105,036
INDICATOR 4: Number of individuals assisted with rental subsidies	16,637	356,917

Protection

11.4 million people in need

26%
reached / in need



32%
reached / target



3.0 million
people reached

9.3 million*
people targeted

Monitor protection risks and rights violations; provide protection services to persons with specific needs; advocate on human rights and IHL violations.

Needs

Continued conflict has affected all communities resulting in mass displacement, insecurity and fear amongst all populations. Violations of law are a reality for civilians who face violence, killing, child recruitment, arbitrary arrests, property destruction, GBV and psychosocial issues.

Response

Support includes psychosocial, medical, legal or cash assistance for the vulnerable, GBV survivors or persons with specific needs. Services include community centers, youth clubs and child-friendly spaces. Violations of international human rights and humanitarian law are monitored and documented.

For more information, contact aranki@unhcr.org

YHRP monitoring indicators

Indicator	Value	Targets
INDICATOR 1: Number of persons monitored through displacement tracking (SADD)	2,509,062	4,588,929
INDICATOR 2: Number of survivors receiving psychosocial support and legal assistance (SADD)	25,144	228,524
INDICATOR 3: Number of children in conflict affected areas who have access to the MRM network	1,400,611	1,100,142
INDICATOR 4: Number of people (children and adults) reached with information on protecting themselves from physical injury/death due to mine/UXO/ERW	337,427	360,000
INDICATOR 5: Number of people who received dignity kits	69,993	70,000
INDICATOR 6: Number of survivors / people who have access to GBV services	4,835	5,000

Early Recovery

1.1 million people in need

22%
reached / in need



22%
reached / target



0.2 million
people reached

1.1 million
people targeted

Support conflict affected communities across Yemen to jump-start a sustainable process of recovery.

Needs

Some 6.9 million people are in needs of early recovery support. UXO contamination is confirmed throughout the country. About 26% of businesses have closed due to the conflict (42% for women owned enterprises). 95% of closed businesses report physical damage to their establishments. Uncollected waste is a significant public health threat.

Response

In 2015 the cluster sought to help conflict affected communities to lay the foundations for the recovery phase. The clearing of solid waste, provision of emergency employment and support to micro and small businesses, and quick-impact UXO clearance have been the cluster's response priorities.

For more information, contact federica.dispenza@undp.org

YHRP monitoring indicators

Indicator	Value	Targets
INDICATOR 1: Number of individuals participating in community dialogue sessions	108,813	9,210
INDICATOR 2: Number of people employed through cash-for-work activities	29,532	10,502
INDICATOR 3: Number of buildings safely demolished with removal of debris for recycling	23	1,995
INDICATOR 4: Metric tons of solid waste collected with subsequent safe disposal	64,216	1,019,762

Education

2.9 million people in need

22%
reached / in need



70%
reached / target



0.6 million
people reached

0.9 million
people targeted

Provide integrated packages of essential live saving health services including first aid, trauma care and causality management.

Needs

Three million people need assistance to ensure education for affected children. Around 1,560 schools remain closed due to damage, occupation by IDPs, or insecurity. Conflict is causing lasting negative impacts on the lives of children while the limited capacity and resources of the Education Authority have handicapped the authorities' ability to respond to educational need

Response

In 2015 the cluster focused its effort on the re-integration of boys and girls into public schools and the provision of temporary learning spaces and education materials. Activities also included training of education stakeholders, provision of psychosocial support, and the rehabilitation of schools.

For more information, contact gahamed@unicef.org

YHRP monitoring indicators

Indicator	Value	Targets
INDICATOR 1: Number of boys and girls with access to safe Teaching and Learning Spaces	2,550	21,000
INDICATOR 2: Number of conflict-affected school children participating in psychosocial support activities	5,445	106,733
INDICATOR 3: Number of students enrolled in rehabilitated schools and provided with student desks	38,317	105,748
INDICATOR 4: Number of students enrolled in conflict-affected schools provide compensational learning program	589,528	904,326

Logistics

Logistics services provided

- 40 air services airlifts from Djibouti to Sana'a
- 34 sea services shipments into Al Hudaydah and Aden
- 45 common storage facilities services
- 2.6 m litres of fuel procured, imported, and distributed
- 2,561 passengers transported by UNHAS

Facilitate effective coordination, information sharing, and emergency response by providing fuel, storage, and transport support to the humanitarian community.

Needs

The on-going conflict, bureaucratic impediments and access constraints continue to hinder humanitarian action. The needs for reliable logistics services, free of charge, continue to rise among humanitarians. This includes needs for consolidated information related to logistics capacities and cargo tracking services.


Response

During 2015 the cluster focused on the road and sea transportation of humanitarian cargo into and throughout Yemen. Also, the cluster coordinated and managed the air services into Yemen by humanitarians as well as assisted with deconfliction and access negotiations with warring parties to the conflict.

For more information, contact christophe.morard@wfp.org

Emergency Telecommunications

ETC services provided



Provide life-saving telecommunications, data services and power charging stations to enable the humanitarian community to assist affected populations.

Needs

ETC needs for humanitarians have steadily increased in Yemen during 2015. This has included security telecommunications, including radios, satellite phones and radio rooms, and power charging stations and solar power solutions to mitigate the risk of power outages and fuel shortage.

Response

The cluster completed installations and is maintaining Communication Centres in Sana'a, Al Hudaydah and Aden. An internet/power charging hubs for UN agencies and NGOs in Sana'a has also been set up. Security telecommunications procedures are being enforced, programming radios and radio training has been on-going.

For more information, contact pastor.love@wfp.org

Multi-sector for Refugees and Migrants

0.9 million people in need

30% reached / in need



51% reached / target



0.3 million people reached

0.5 million people targeted

Protect and reduce the dangers faced by refugees and migrants through urgent humanitarian assistance.

Needs

In 2015, over 90,000 refugees and migrants arrived in Yemen. Over 113,000 Yemeni migrants were returned by March, but they were no longer returned en masse as of June 2015. Additionally, the most vulnerable require humanitarian admission programmes, third-country resettlement, or emergency voluntary return.

Response

Assistance has been provided to more than 120,000 refugees and thousands of vulnerable migrants. This includes distribution of food, water, NFIs, shelter, health, and protection. Information on the dangers of buried mines, traveling in Yemen, and criminal networks that abduct and torture for monetary extortion is also being provided.

For more information, contact maier@unhcr.org & cmueller@iom.int

YHRP monitoring indicators

Indicator	Value	Target
INDICATOR 1: Number of refugees assisted with humanitarian admissions or resettlement programmes, plus number of vulnerable migrants assisted with voluntary emergency or assisted return and reintegration	4,827	8,000
INDICATOR 2: Number of refugees and vulnerable migrants provided with temporary shelter	104,180	100,000
INDICATOR 3: Number of vulnerable migrants screened plus number of asylum seekers and refugees registered and issued documentation	84,878	150,000
INDICATOR 4: Number of refugees, asylum seekers, and vulnerable migrants provided with food and drinking water	55,805	150,000
INDICATOR 5: Number of refugees and vulnerable migrants assisted with health care	57,264	200,000