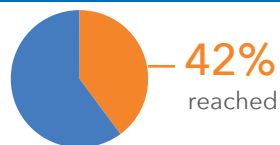


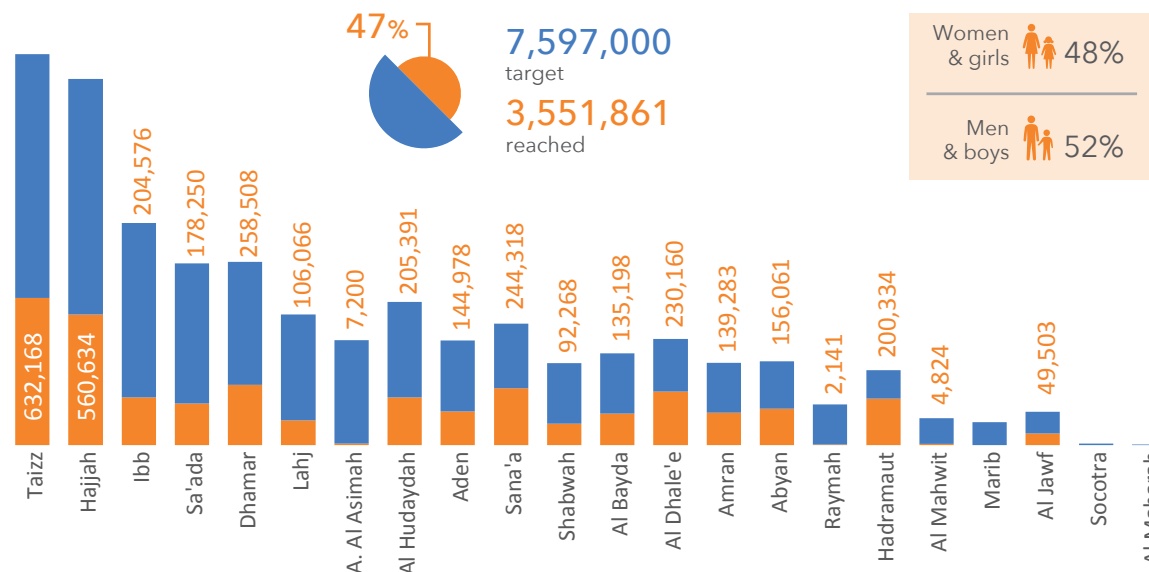
8,797,000
HRP targeted

3,659,635*
reached

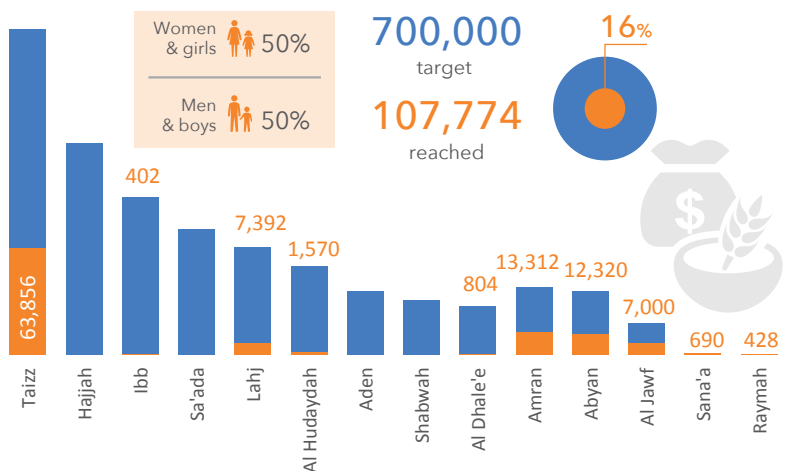


*The target and reach are for the month of April only. The monthly target is 7.6 million people.

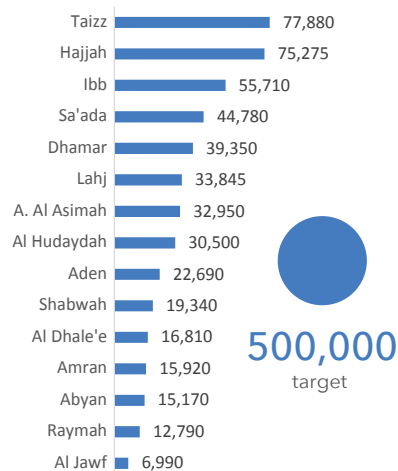
INDICATOR 1. Individuals receiving emergency food assistance (general food distribution, cash or voucher transfers)



INDICATOR 2. Individuals receiving emergency livelihoods assistance



INDICATOR 3. Livelihoods restoration



| Governorate | Target ('000) | Reached ('000) | Gap ('000) | Reached (%) |
|--------------|---------------|----------------|------------|-------------|
| Hadramaut | 122 | 200 | 0 | 100% |
| Sana'a | 277 | 245 | 32 | 88% |
| Al Dhale'e | 271 | 231 | 40 | 85% |
| Abyan | 245 | 168 | 76 | 69% |
| Amran | 257 | 153 | 104 | 59% |
| Taizz | 1,256 | 696 | 560 | 55% |
| Al Bayda | 259 | 135 | 124 | 52% |
| Al Jawf | 113 | 57 | 56 | 50% |
| Hajjah | 1,214 | 561 | 654 | 46% |
| Dhamar | 568 | 259 | 310 | 45% |
| Al Hudaydah | 492 | 207 | 285 | 42% |
| Aden | 366 | 145 | 221 | 40% |
| Shabwah | 312 | 92 | 220 | 30% |
| Sa'ada | 722 | 178 | 544 | 25% |
| Ibb | 899 | 205 | 694 | 23% |
| Lahj | 546 | 113 | 433 | 21% |
| Al Mahwit | 111 | 5 | 106 | 4% |
| A. Al Asimah | 476 | 7 | 469 | 2% |
| Raymah | 185 | 3 | 182 | 1% |
| Al Maharah | 2 | 0 | 2 | 0% |
| Marib | 98 | 0 | 98 | 0% |
| Socotra | 6 | 0 | 6 | 0% |