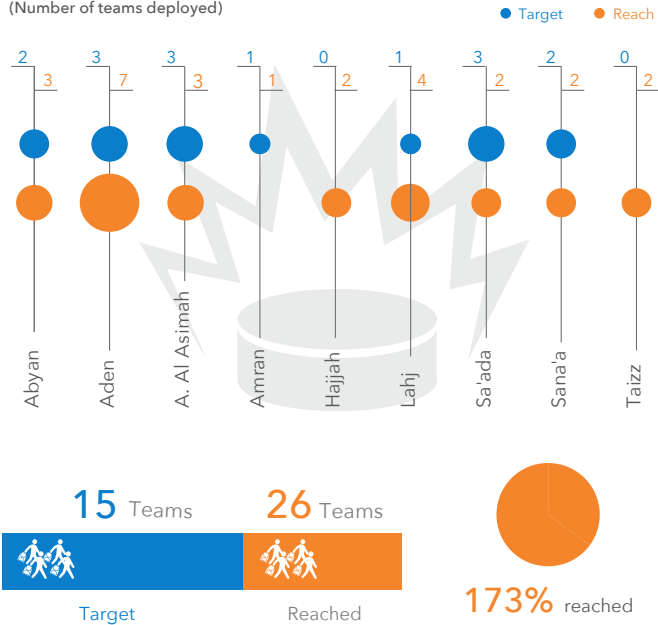


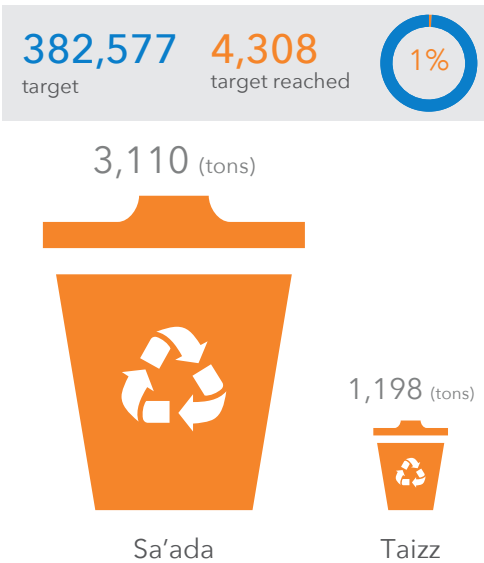
INDICATOR 1. Emergency mine action

(Number of teams deployed)



INDICATOR 3. Solid waste removal*

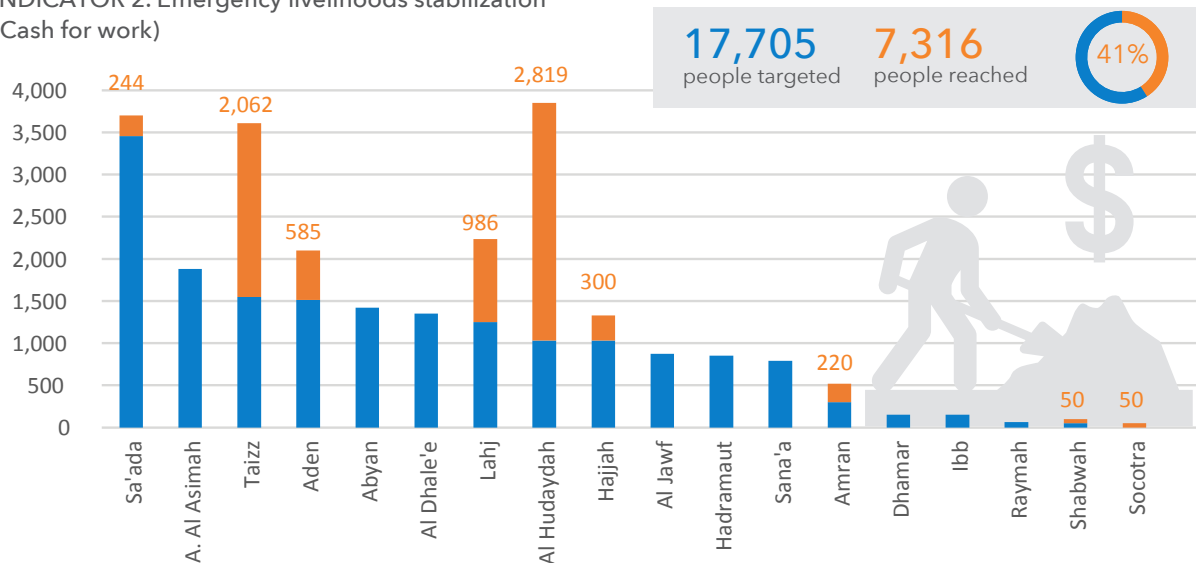
(Tons removed)



*Counting results in the 3 immediate governorates only.

INDICATOR 2. Emergency livelihoods stabilization

(Cash for work)



Governorate	Target	Reached	Gap	Reached (%)
Al Hudaydah	2,860	2,986	0	100%
Socotra	NA	50	0	100%
Lahj	1,520	1,473	47	97%
Taizz	3,518	3,093	425	88%
Raymah	130	66	64	51%
Amran	550	220	330	40%
Aden	2,658	811	1,847	31%
Hajjah	1,935	300	1,635	16%
A. Al Asimah	3,625	540	3,085	15%
Shabwah	660	50	610	8%
Sa'ada		261	3,984	6%
Sana'a	1,670	68	1,602	4%
Abyan	2,229	56	2,173	3%
Al Bayda	160	0	160	0%
Al Dhale'e	1,595	0	1,595	0%
Al Jawf	1,810	0	1,810	0%
Al Maharah	20	0	20	0%
Al Mahwit	170	0	170	0%
Dhamar	360	0	360	0%
Hadramaut	1,600	0	1,600	0%
Ibb	475	0	475	0%
Marib	195	0	195	0%