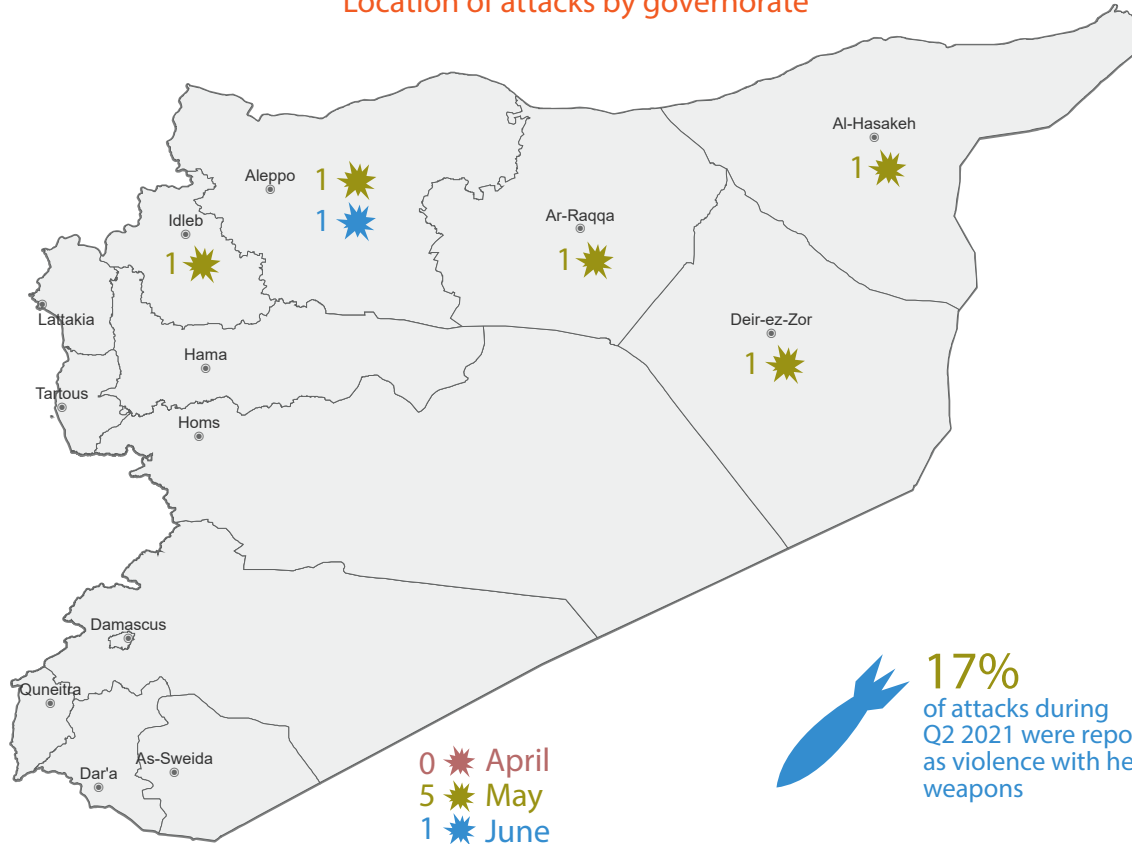


Location of attacks by governorate



0 April
5 May
1 June

17% of attacks during Q2 2021 were reported as violence with heavy weapons

Attack on health care is defined as any act of verbal or physical violence, threat of violence or other psychological violence, or obstruction that interferes with the availability, access and delivery of curative and/or preventive health services.
For further information please visit webpage <https://www.who.int/emergencies/attacks-on-health-care/en/>

6 Total Attacks

(out of 14 during 2021)

Casualties (Cumulative Apr - Jun)

13 Killed*
(out of 23 during 2021)

Out of the 13
2 Health care providers
0 Patients

29 Injured*
(out of 62 during 2021)

Out of the 29
14 Health care providers
11 Patients

* Casualties full disaggregation is unknown

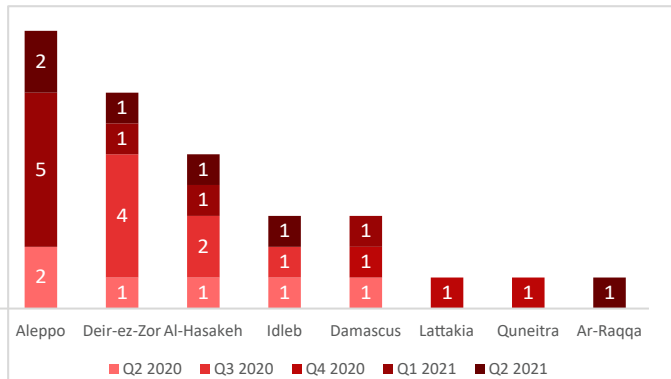
Impact Apr May Jun Apr-Jun

Impact	Apr	May	Jun	Apr-Jun
Attacks Impacted Health facilities**	0	3	1	4
Attacks Impacted Personnel	0	4	1	5
Attacks Impacted Patients	0	0	1	1
Attacks Impacted Supplies	0	0	0	0
Attacks Impacted Transport	0	1	0	1
Attacks Impacted Warehouses	0	0	0	0

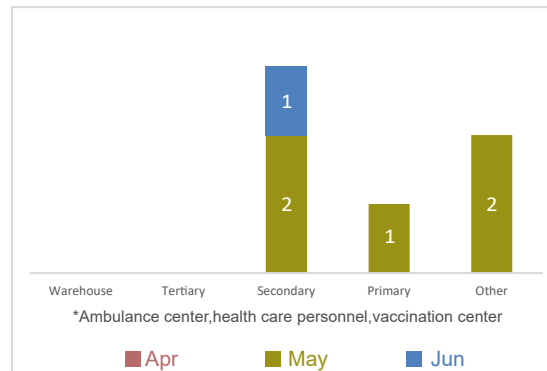
**This does not equate to the number of health facilities attacked as repeat incidents can occur or one attack incident could impact multiple health facilities

Attacks by certainty level (Cum. Apr-Jun)
100% Confirmed (6) Probable (0)

Attacks trends by governorate (Apr 2020 - Jun 2021)



Health care infrastructure affected



*Ambulance center, health care personnel, vaccination center

Number of attacks, deaths, and injuries over time (Apr 2020 - Jun 2021)

