



### Highlights of the week

As of week 46, **784,646** samples have been tested for COVID-19 by both public and private laboratories. Of this number, **481,221 (61.3%)** samples were tested through public confirmatory laboratories.

In week 46, a total of **2,213** samples tested in public labs, of which **342** samples tested positive for COVID-19 (percent positivity **15.4**) and **7** new deaths were reported. This is a **33%** increase in cases and **17%** increase in deaths compared to week 45 (**Table 1**).

Cumulatively, **156,911** confirmed cases (overall percent positivity **32.6**) of COVID-19 with **7,300** associated deaths (**CFR=4.6%**) have been reported in Afghanistan since Feb 2020.

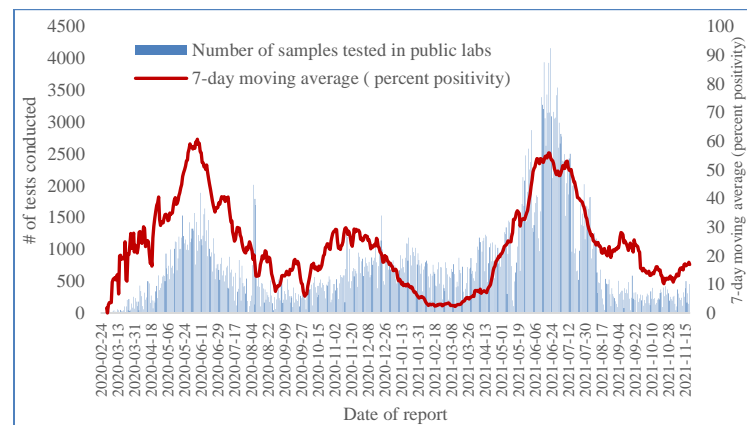
In week 46, the highest number of COVID-19 cases were reported in the West and South (**97** cases and **84** cases, respectively) (**Table 2**). The top five provinces that reported positive cases include Farah (**74** cases), Nangarhar (**74** cases), Helmand (**38** cases), Kandahar (**37** cases), and Herat (**23** cases).

Overall, Afghanistan has reported **4,698** confirmed cases and **96** associated deaths among healthcare workers (HCWs) since 2020. To date, Herat, Kabul, Nangarhar, Balkh and Kunar reported the highest number of positive cases among HCWs.

**Table 1: Afghanistan's COVID-19 epidemiological overview, as of week 46**

Indicator	New number in week 46	% of change compared to week 45	Cumulative number
# of COVID-19 samples tested in both public & private labs	4,625	37%	784,646
# of COVID-19 samples tested in public labs	2,213	23%	481,221
# of COVID-19 lab confirmed cases (Public Labs)	342	33%	156,911
# Recovered/discharged	11,028	N/A	140,188 (89.3%)
# of COVID-19 associated death	6	17%	7,300 (CFR=4.6)

**Figure 1: Number of PCR tests conducted and 7-day moving average of percent positivity, as of 20 Nov 2021**



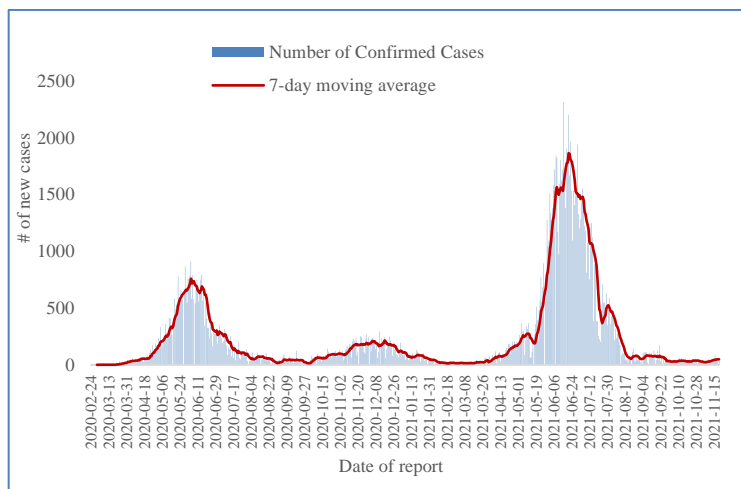
**Table 2: COVID-19 cases by region, as of week 46**

Region	Epi-curve	# of new cases in week 46 (%)	% of change compared to week 45	Cumulative number (%)
Central East		12 (4%)	-20%	44,085 (28.1%)
Central West		21 (6%)	110%	13,044 (8.3%)
East		76 (22%)	9%	17,232 (11%)
North		9 (3%)	800%	13,698 (8.7%)
North East		19 (6%)	-24%	17,252 (11%)
South		84 (25%)	-18%	16,706 (10.6%)
South East		24 (7%)	140%	10,527 (6.7%)
West		97 (28%)	322%	24,367 (15.5%)
National		342 (100%)	33%	156,911 (100%)

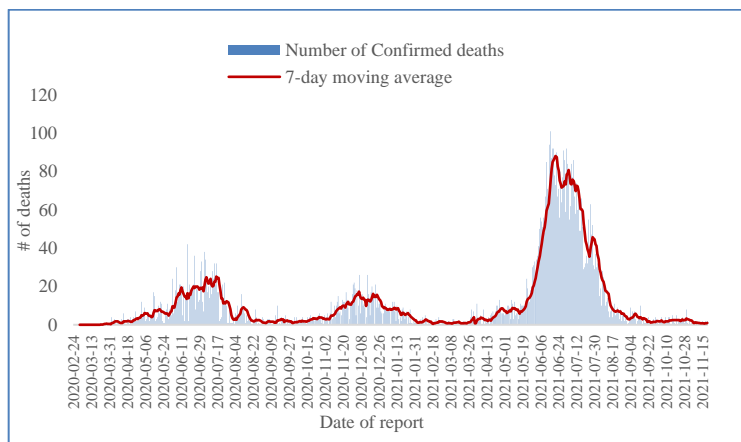
**Table 3: COVID-19 Epi-curve for the last 8 weeks by region, as of week 46**

Region	Epi-curve	Cumulative cases %
Central East		3.8
Central West		3.3
East		19.9
North		3.0
North East		15.8
South		34.7
South East		4.0
West		15.5
National		1,916(100%)

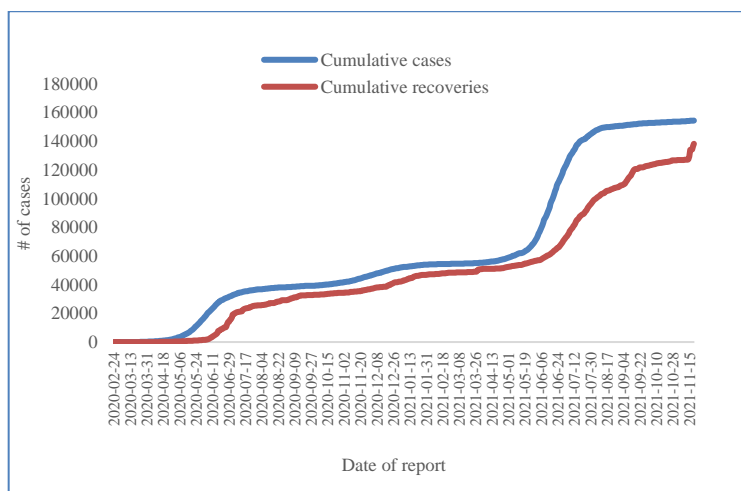
**Figure 2: Epidemiological curve of COVID-19 cases in Afghanistan, as of 20 Nov 2021**



**Figure 3: Epidemiological curve of COVID-19 associated deaths, as of 20 Nov 2021**

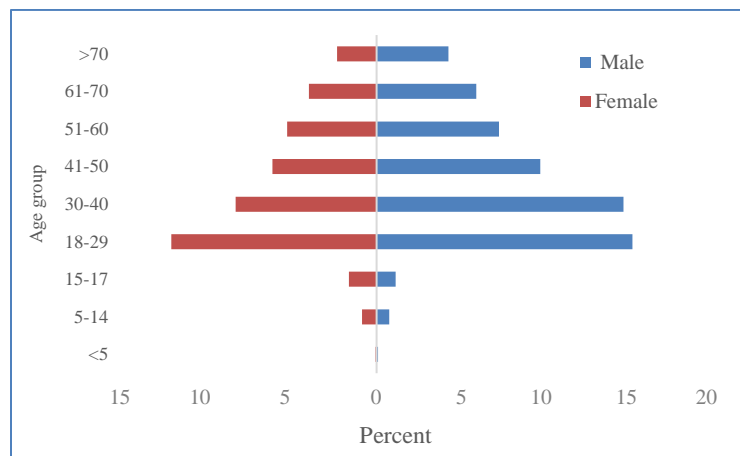


**Figure 4: Cumulative COVID-19 confirmed cases and recoveries, as of 20 Nov 2021**



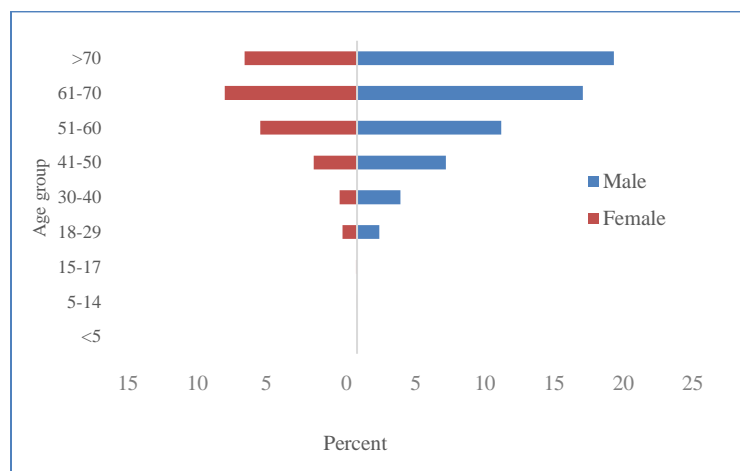
Of the confirmed COVID-19 cases, **58%** have been reported among males and **42%** among females. Majority of cases have been reported among those aged 18-40 years.

**Figure 5: Age distribution percentage of COVID-19 cases, 24 Feb 2020 to 20 Nov 2021**

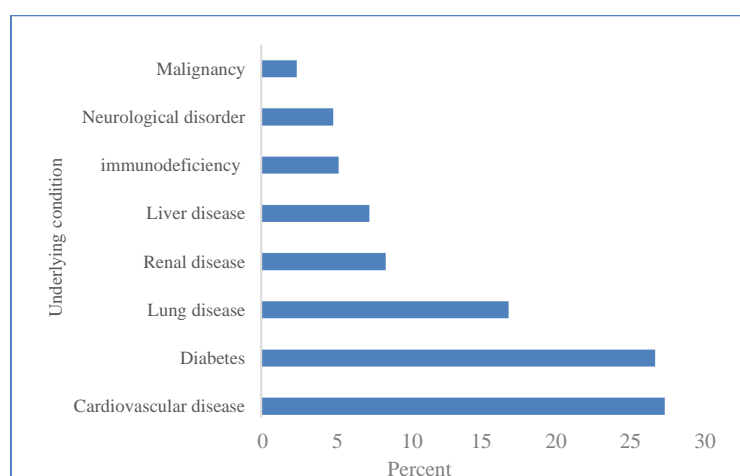


Of the COVID-19 associated deaths, **65%** were reported among males and **35%** among females. The trend indicates that deaths increased by age group, with most reported among Over 70 years old.

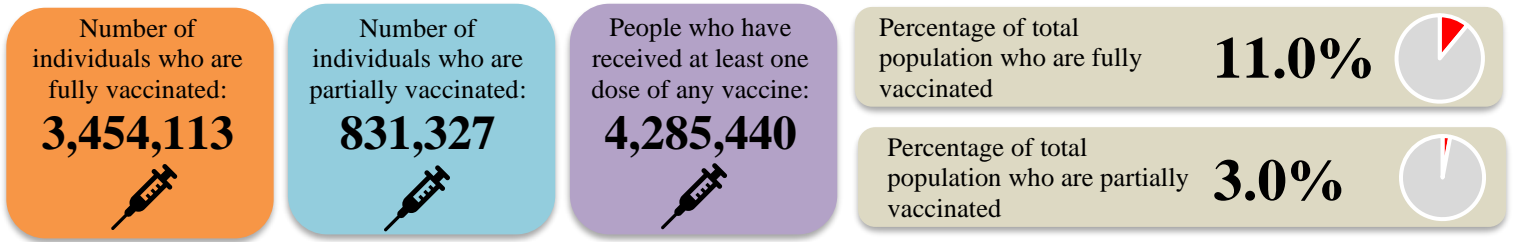
**Figure 6: Age distribution percentage of COVID-19 associated deaths, 24 Feb 2020 to 20 Nov 2021**



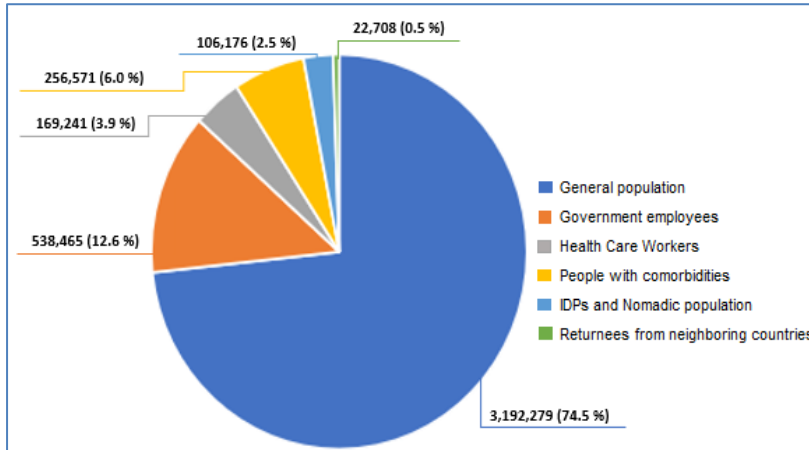
**Figure 7: Proportion underlying conditions among COVID-19 associated deaths, as of 13 Nov 2021**



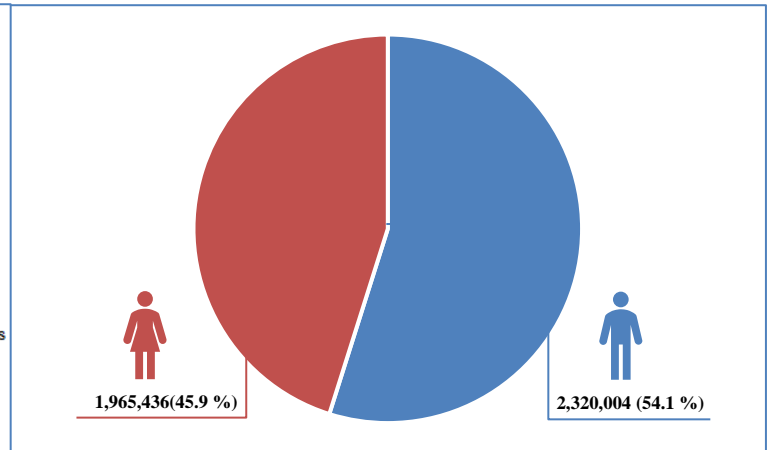
# COVID-19 Vaccination highlights



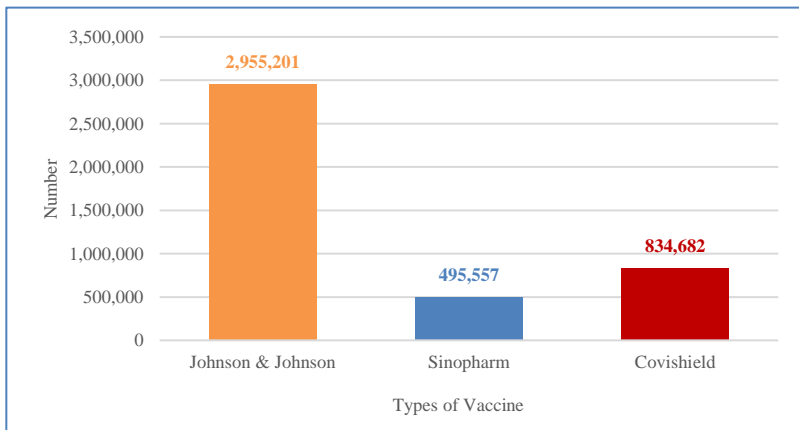
**Figure 8: Percentage of vaccinated individuals in target groups, as of 20 Nov 2021**



**Figure 9: Vaccinated individuals by gender, as of 20 Nov 2021**



**Figure 10: Vaccination doses administered by vaccine type, as of 20 Nov 2021**



Data source: DHIS2-MoPH-Afghanistan  
 Total population: 31,390,171 (Ref: <http://covid.moph-dw.org/#/> )  
 Public dashboard: <http://covid.moph-dw.org/#/>