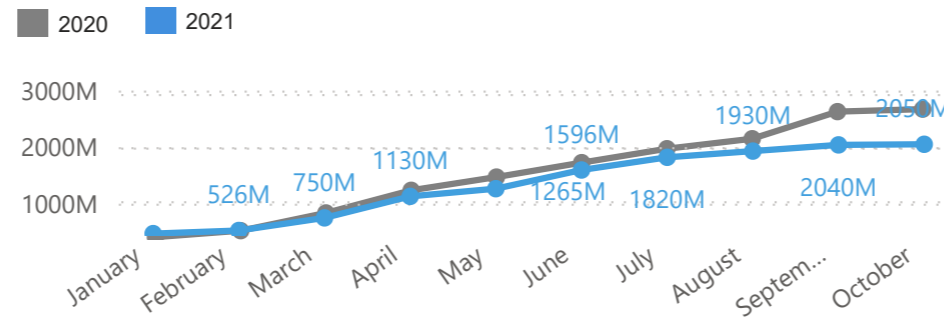
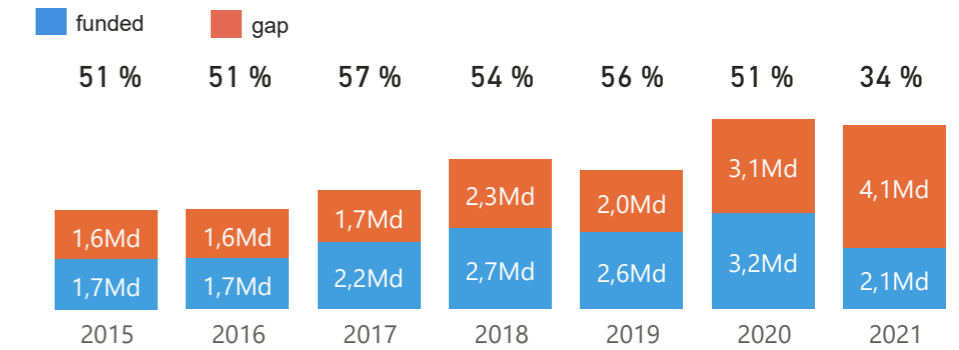


Funding progress in 2021 vs 2020



Funding trend 2015 - 2021



By cluster (in million US dollar)

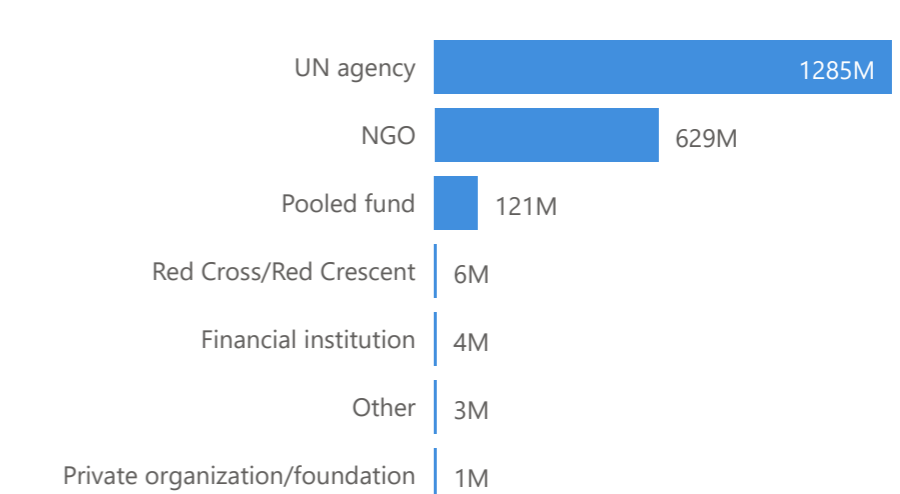
Global cluster	Requirement	Funding
Food Security	2338M	519M
Nutrition	750M	165M
WASH	467M	38M
Health	447M	101M
Shelter	418M	37M
Refugees	373M	122M
Education	326M	36M
Protection	192M	58M
Protection - GBV	186M	10M
Logistics	164M	59M
Child Protection	154M	21M
Coordination	117M	53M
Early Recovery	84M	15M
CCCM	39M	6M
Agriculture	5M	3M
Telecoms	3M	2M
Multiple Cluster Shared		441M
Not specified		363M

By country / category (in million US dollar)

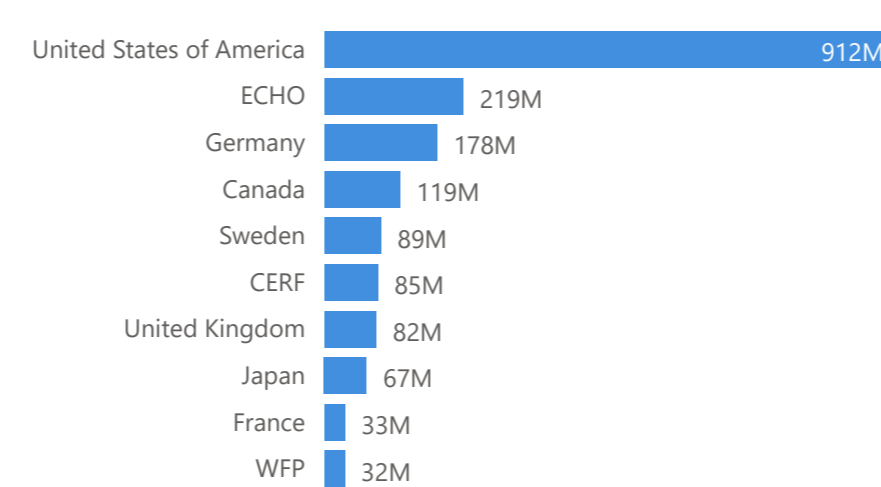
Tout

Country	Requirement	Funding	Unmet	% Funded
Burkina Faso	608M	172M	436M	28 %
Cameroon	362M	106M	255M	29 %
CAR	445M	270M	175M	61 %
Chad	617M	134M	483M	22 %
DRC	1984M	627M	1357M	32 %
Mali	563M	126M	437M	22 %
Niger	523M	153M	370M	29 %
Nigeria	1006M	462M	545M	46 %
Total	6108M	2050M	4058M	34 %

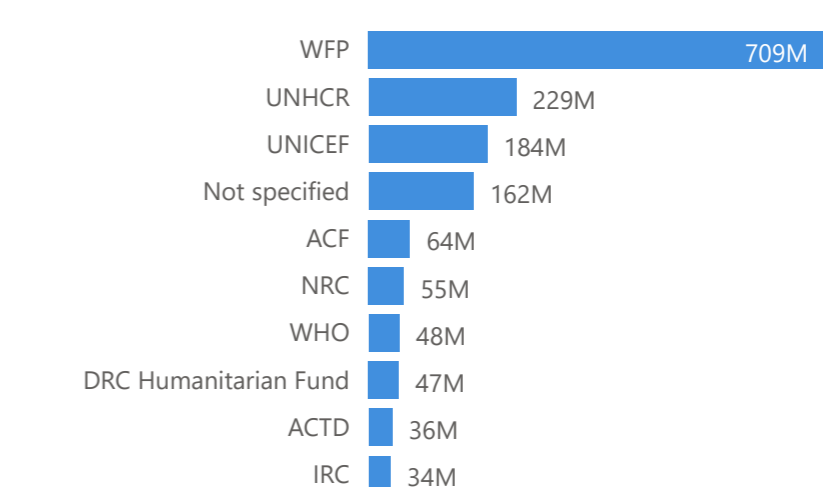
By recipient organization type (in million US dollar)



Top 10 donors (in million US dollar)



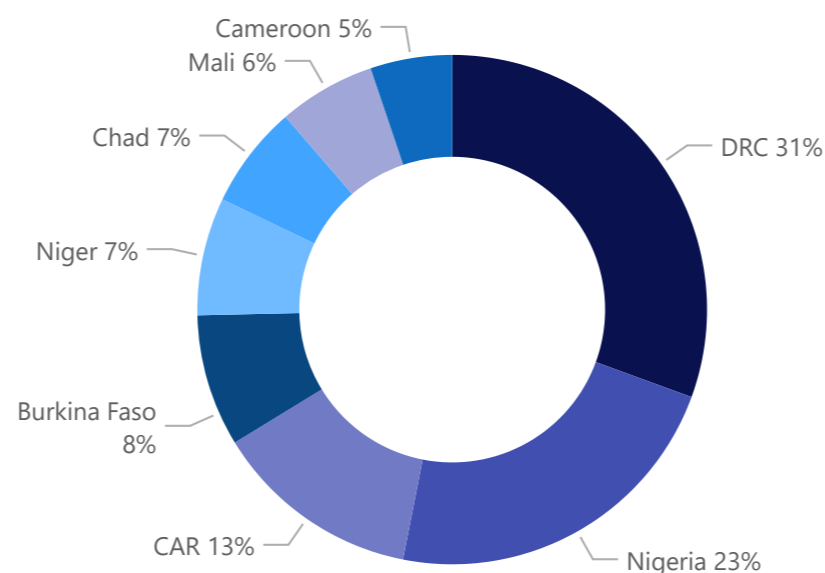
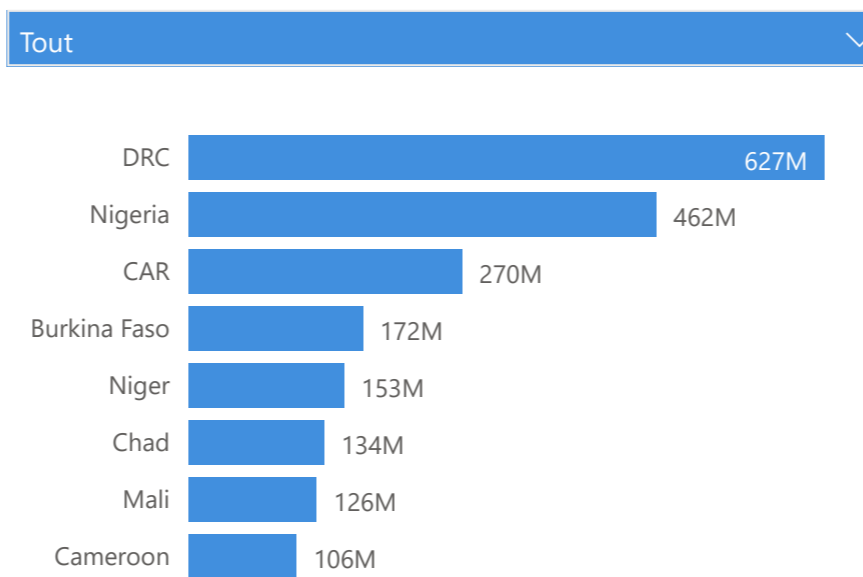
Top 10 recipient organizations (in million US dollar)



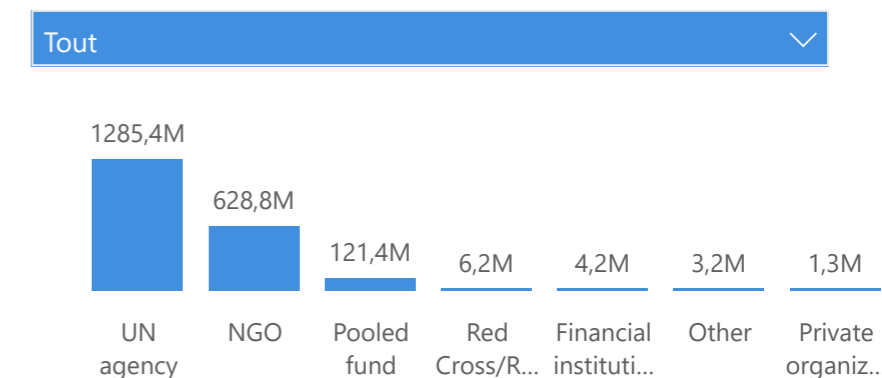
Funding by donors *(in million US dollar)*

Donor	Contribution
Tout	
United States of America	912,39M
ECHO	219,43M
Germany	177,82M
Canada	119,36M
Sweden	89,40M
CERF	84,54M
United Kingdom	82,13M
Japan	66,70M
France	32,60M
WFP	32,18M
Norway	31,66M
Switzerland	25,85M
Belgium	24,68M
Italy	20,94M
Denmark	20,68M
Ireland	15,04M
UNDP	14,42M
Netherlands	14,13M
African Development Bank	11,35M
Private (individuals & organizations)	7,90M
Finland	3,81M
Not specified	3,60M
Central African Republic	3,50M
Luxembourg	3,38M
Austria	3,27M
China	3,00M
UN Peacebuilding Fund	2,99M
Central African Republic Humanitarian Fund	2,33M
Korea	2,33M
Total	2050,50M

Funding from donors to Countries *(in million US dollar)*



Funding by recipients *(in million US dollar)*



Recipient	Org. type	Funds received
World Food Programme	UN agency	708,61M
United Nations High Commissioner for Refugees	UN agency	228,80M
United Nations Children's Fund	UN agency	183,70M
NGOs (details not yet provided)	NGO	159,12M
Norwegian Refugee Council	NGO	54,54M
Action Contre la Faim	NGO	49,17M
World Health Organization	UN agency	48,14M
Democratic Republic of the Congo Humanitarian Fund	Pooled fund	46,80M
Agency for Technical Cooperation and Development	NGO	36,43M
International Rescue Committee	NGO	34,14M
International Organization for Migration	UN agency	32,82M
World Vision Central African Republic	NGO	32,54M
Nigeria Humanitarian Fund	Pooled fund	31,21M
Food & Agriculture Organization of the United Nations	UN agency	28,37M
Office for the Coordination of Humanitarian Affairs	UN agency	27,12M
Central African Republic Humanitarian Fund	Pooled fund	24,72M
Total		2050,50M

