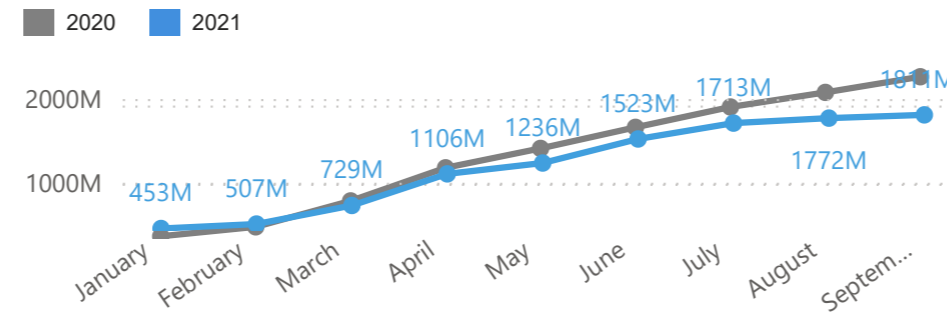
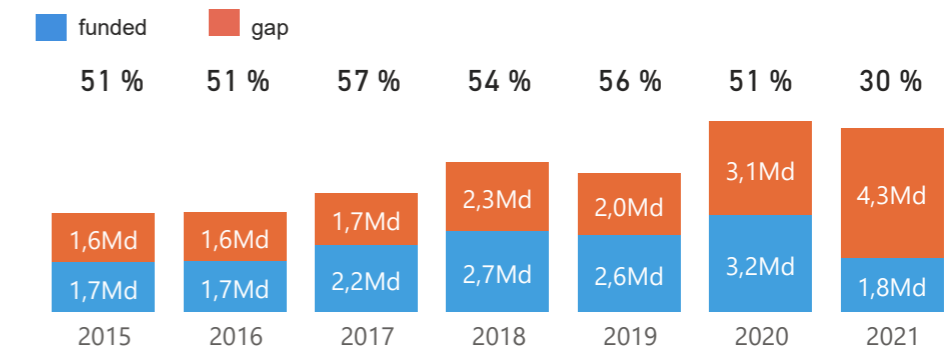


Funding progress in 2021 vs 2020



Funding trend 2015 - 2021



By cluster (in million US dollar)

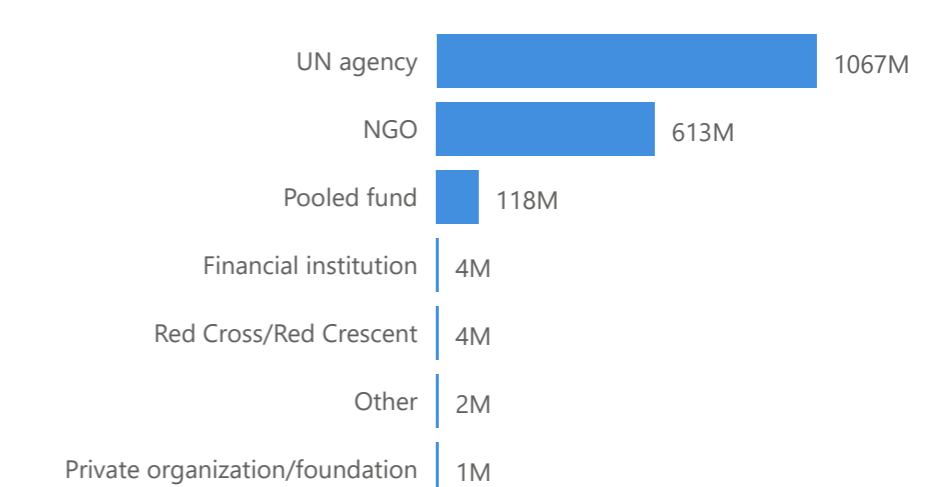
Global cluster	Requirement	Funding
Food Security	2338M	511M
Nutrition	750M	150M
WASH	467M	31M
Health	447M	70M
Shelter	418M	27M
Refugees	373M	88M
Education	326M	34M
Protection	192M	44M
Protection - GBV	186M	5M
Logistics	164M	50M
Child Protection	154M	19M
Coordination	117M	55M
Early Recovery	84M	15M
CCCM	39M	6M
Agriculture	5M	3M
Telecoms	3M	2M
Multiple Cluster Shared		392M
Not specified		308M

By country / category (in million US dollar)

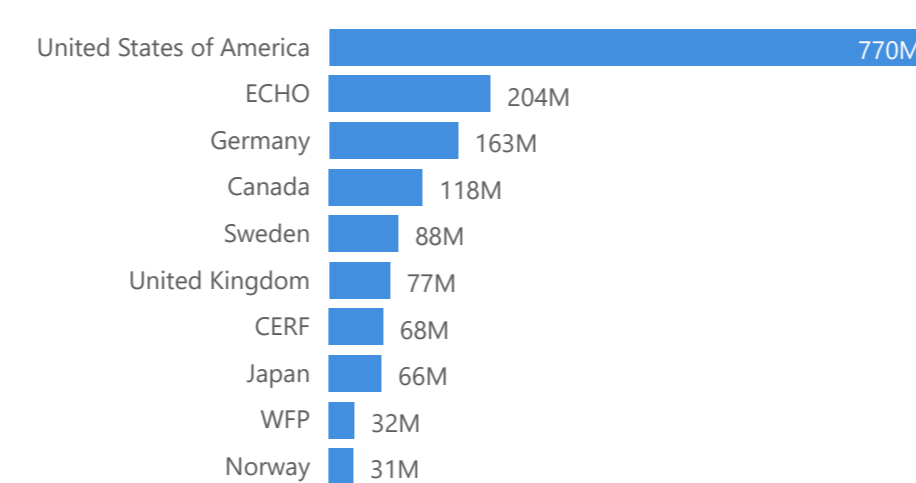
Tout

Country	Requirement	Funding	Unmet	% Funded
Burkina Faso	608M	147M	461M	24 %
Cameroon	362M	104M	258M	29 %
CAR	445M	255M	190M	57 %
Chad	617M	114M	503M	19 %
DRC	1984M	538M	1446M	27 %
Mali	563M	122M	441M	22 %
Niger	523M	102M	421M	19 %
Nigeria	1006M	429M	577M	43 %
Total	6108M	1811M	4297M	30 %

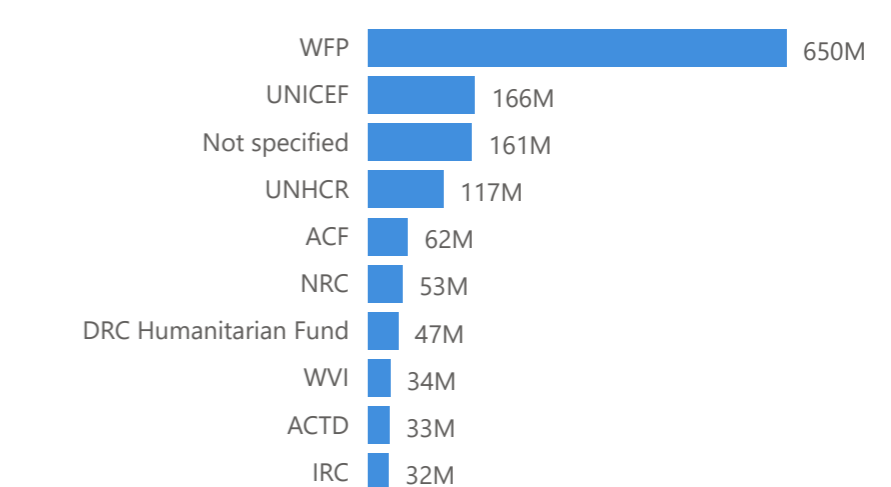
By recipient organization type (in million US dollar)



Top 10 donors (in million US dollar)



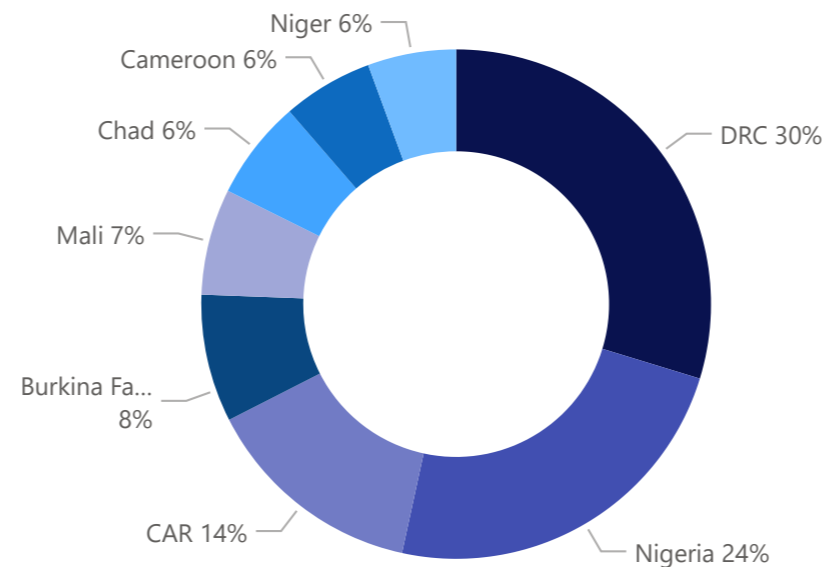
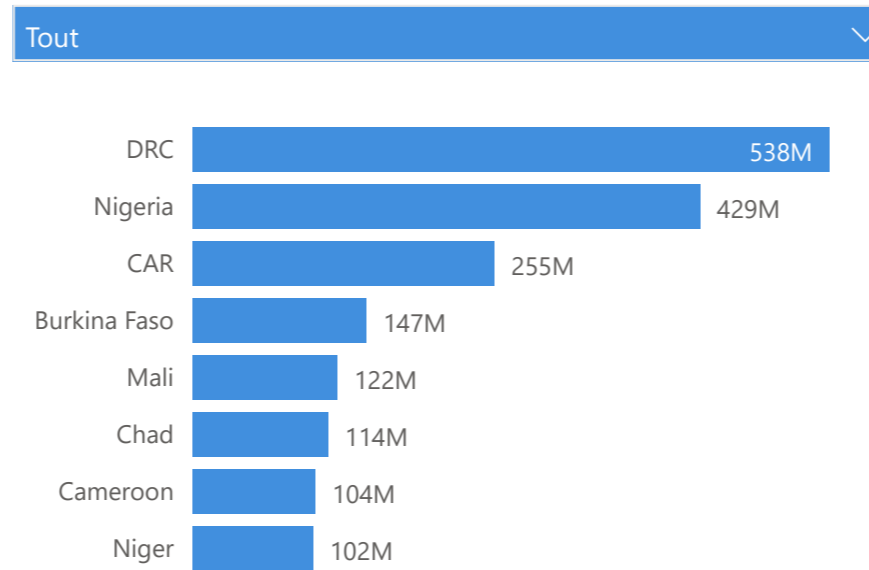
Top 10 recipient organizations (in million US dollar)



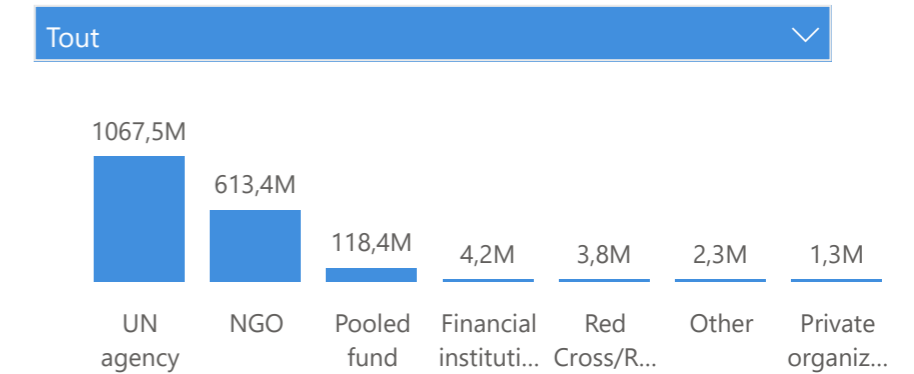
Funding by donors (in million US dollar)

Donor	Contribution
Tout	
United States of America	770,41M
ECHO	204,36M
Germany	162,85M
Canada	118,18M
Sweden	87,63M
United Kingdom	77,01M
CERF	68,34M
Japan	66,40M
WFP	32,18M
Norway	30,79M
France	27,64M
Switzerland	25,41M
Belgium	24,68M
Denmark	20,68M
Ireland	15,04M
Netherlands	14,13M
African Development Bank	11,35M
Italy	8,49M
UNDP	6,55M
Private (individuals & organizations)	3,96M
Finland	3,81M
Not specified	3,60M
China	3,00M
Central African Republic Humanitarian Fund	2,33M
Korea	2,33M
Qatar	2,29M
Luxembourg	2,27M
Education Cannot Wait	1,96M
Austria	1,74M
Total	1810,95M

Funding from donors to Countries (in million US dollar)



Funding by recipients (in million US dollar)



Recipient	Org. type	Funds received
World Food Programme	UN agency	649,65M
United Nations Children's Fund	UN agency	165,89M
NGOs (details not yet provided)	NGO	159,12M
United Nations High Commissioner for Refugees	UN agency	116,66M
Norwegian Refugee Council	NGO	53,39M
Action Contre la Faim	NGO	47,28M
Democratic Republic of the Congo Humanitarian Fund	Pooled fund	46,80M
Agency for Technical Cooperation and Development	NGO	33,07M
World Vision Central African Republic	NGO	32,54M
International Rescue Committee	NGO	32,33M
Nigeria Humanitarian Fund	Pooled fund	31,21M
World Health Organization	UN agency	30,54M
International Organization for Migration	UN agency	29,43M
Food & Agriculture Organization of the United Nations	UN agency	26,62M
Office for the Coordination of Humanitarian Affairs	UN agency	26,53M
Central African Republic Humanitarian Fund	Pooled fund	21,72M
Total		1810,95M

