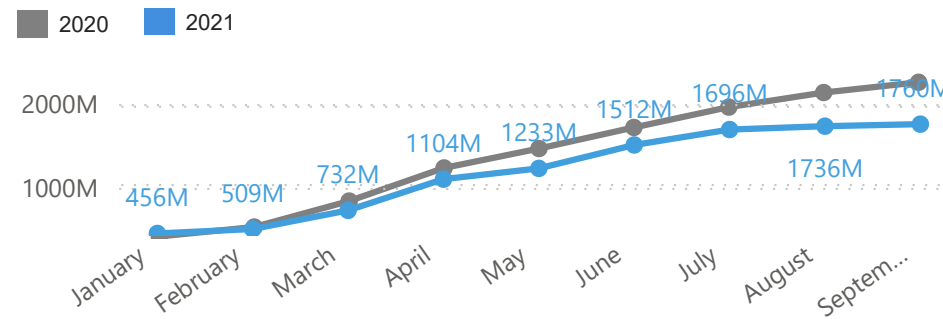
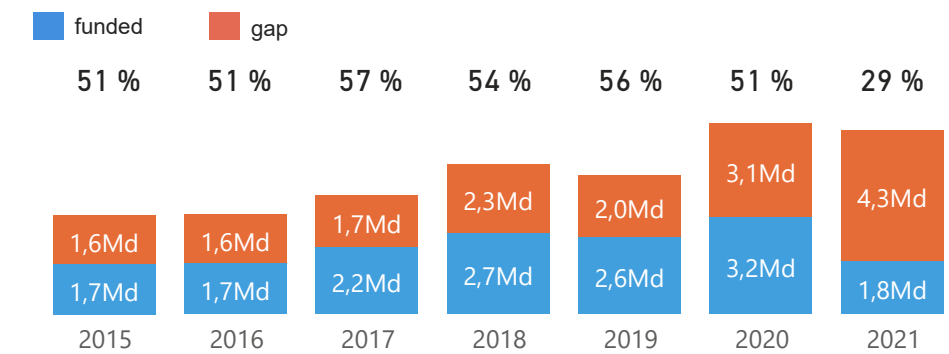


Funding progress in 2021 vs 2020



Funding trend 2015 - 2021



By cluster (in million US dollar)

■ funded ■ gap

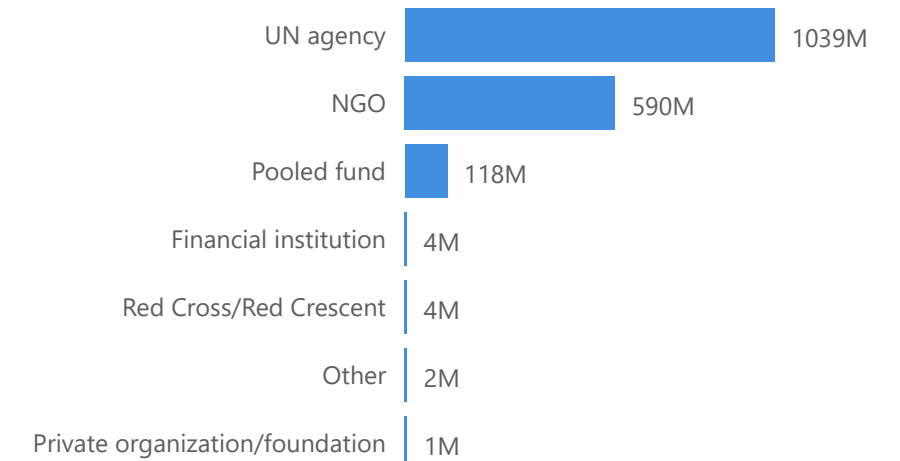
Global cluster	Requirement	Funding
Food Security	2338M	509M
Nutrition	750M	147M
WASH	467M	28M
Health	447M	67M
Shelter	418M	24M
Refugees	373M	88M
Education	326M	34M
Protection	192M	44M
Protection - GBV	186M	5M
Logistics	164M	50M
Child Protection	154M	19M
Coordination	117M	53M
Early Recovery	84M	15M
CCCM	39M	6M
Agriculture	5M	3M
Telecoms	3M	1M
Multiple Cluster Shared		372M
Not specified		294M

By country / category (in million US dollar)

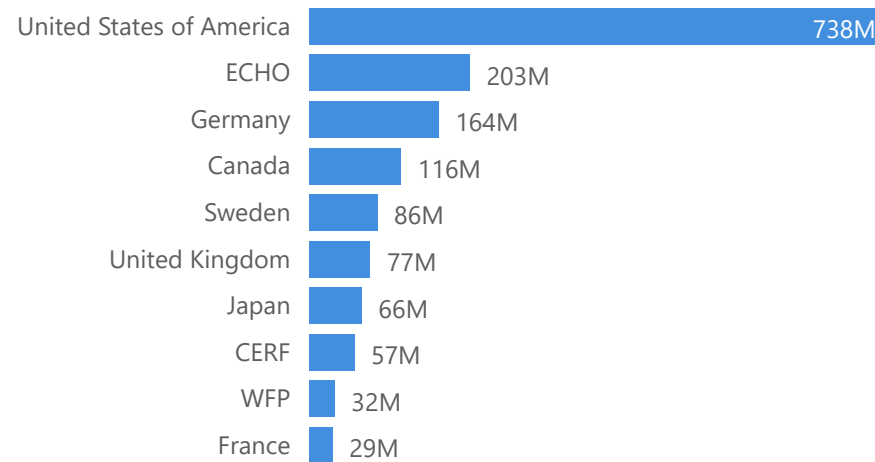
Tout

Country	Requirement	Funding	Unmet	% Funded
Burkina Faso	608M	146M	461M	24 %
Cameroon	362M	99M	263M	27 %
CAR	445M	242M	203M	54 %
Chad	617M	114M	503M	19 %
DRC	1984M	535M	1449M	27 %
Mali	563M	122M	441M	22 %
Niger	523M	98M	425M	19 %
Nigeria	1006M	403M	603M	40 %
Total	6108M	1760M	4348M	29 %

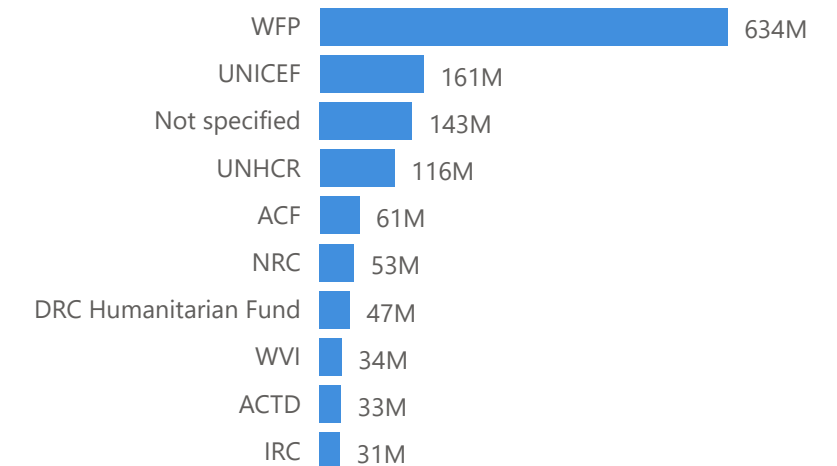
By recipient organization type (in million US dollar)



Top 10 donors (in million US dollar)



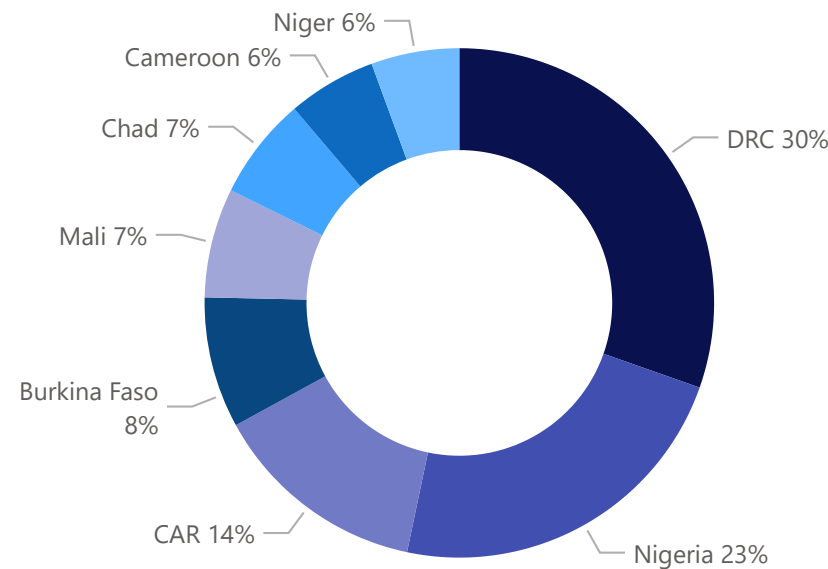
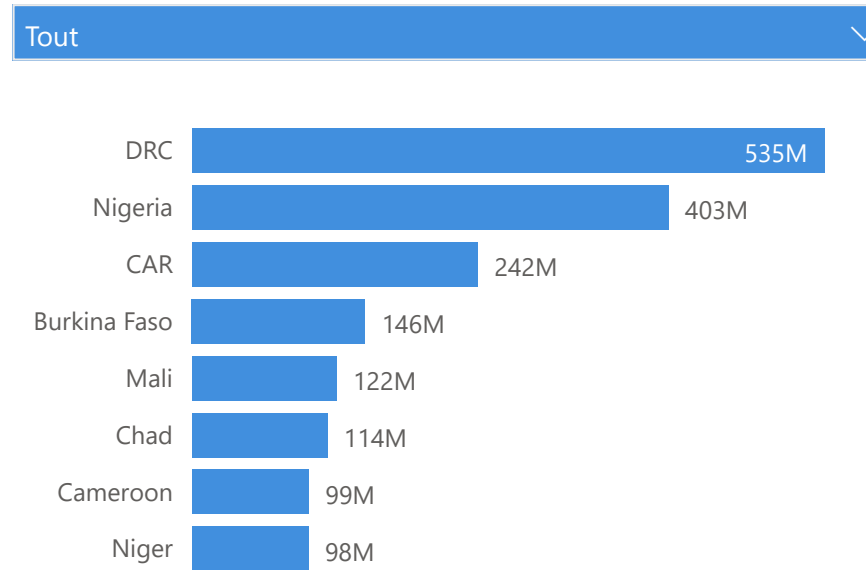
Top 10 recipient organizations (in million US dollar)



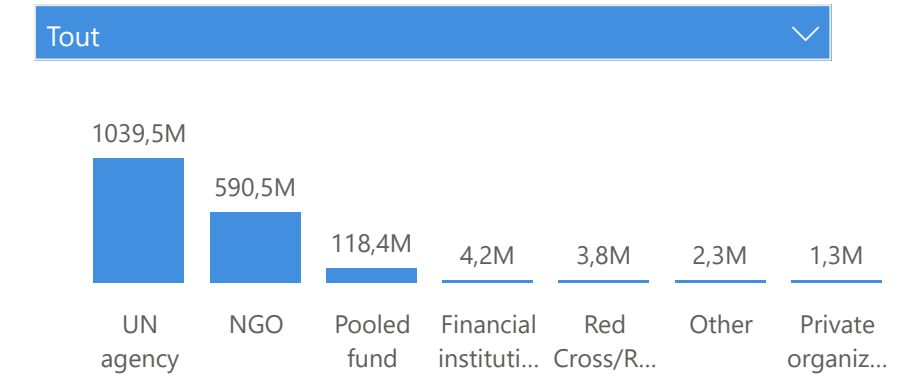
Funding by donors (in million US dollar)

Donor	Contribution
Tout	
United States of America	738,28M
ECHO	203,25M
Germany	163,53M
Canada	116,12M
Sweden	86,22M
United Kingdom	77,01M
Japan	66,40M
CERF	57,04M
WFP	32,18M
France	29,45M
Norway	28,81M
Belgium	24,68M
Switzerland	24,58M
Denmark	20,68M
Ireland	15,04M
Netherlands	14,13M
African Development Bank	11,35M
Italy	8,49M
UNDP	6,55M
Private (individuals & organizations)	3,96M
Not specified	3,60M
China	3,00M
Finland	2,37M
Central African Republic Humanitarian Fund	2,33M
Qatar	2,29M
Korea	2,13M
Education Cannot Wait	1,96M
Luxembourg	1,80M
United Nations	1,66M
Total	1760,00M

Funding from donors to Countries (in million US dollar)



Funding by recipients (in million US dollar)



Recipient	Org. type	Funds received
World Food Programme	UN agency	633,71M
United Nations Children's Fund	UN agency	161,29M
NGOs (details not yet provided)	NGO	141,22M
United Nations High Commissioner for Refugees	UN agency	116,11M
Norwegian Refugee Council	NGO	53,39M
Action Contre la Faim	NGO	47,28M
Democratic Republic of the Congo Humanitarian Fund	Pooled fund	46,80M
Agency for Technical Cooperation and Development	NGO	33,07M
World Vision Central African Republic	NGO	32,54M
International Rescue Committee	NGO	31,36M
Nigeria Humanitarian Fund	Pooled fund	31,21M
World Health Organization	UN agency	29,54M
International Organization for Migration	UN agency	28,94M
Office for the Coordination of Humanitarian Affairs	UN agency	26,53M
Central African Republic Humanitarian Fund	Pooled fund	21,72M
Food & Agriculture Organization of the United Nations	UN agency	21,22M
Total		1760,00M

