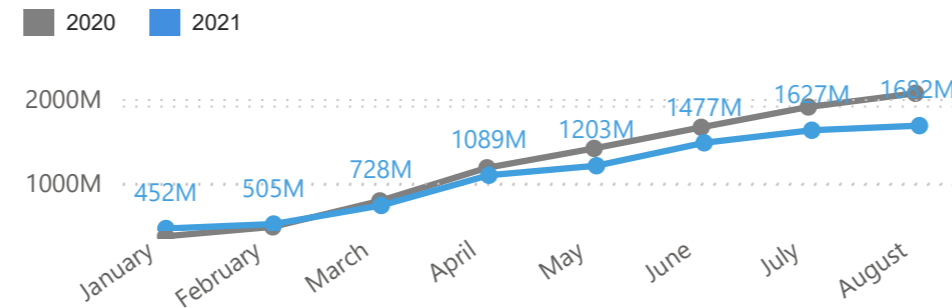
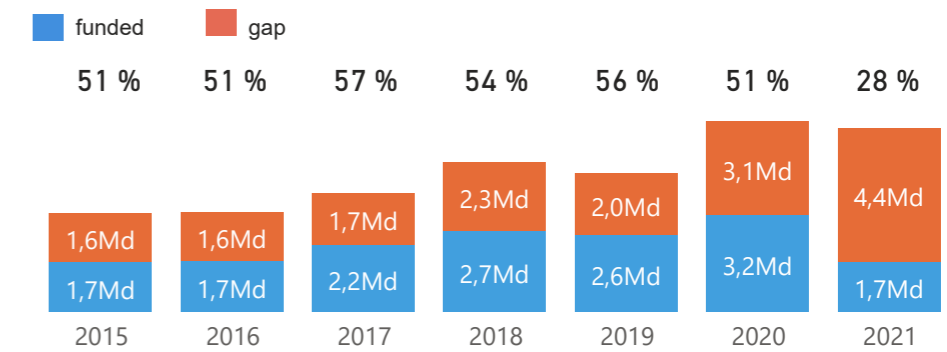


Funding progress in 2021 vs 2020



Funding trend 2015 - 2021



By cluster (in million US dollar)

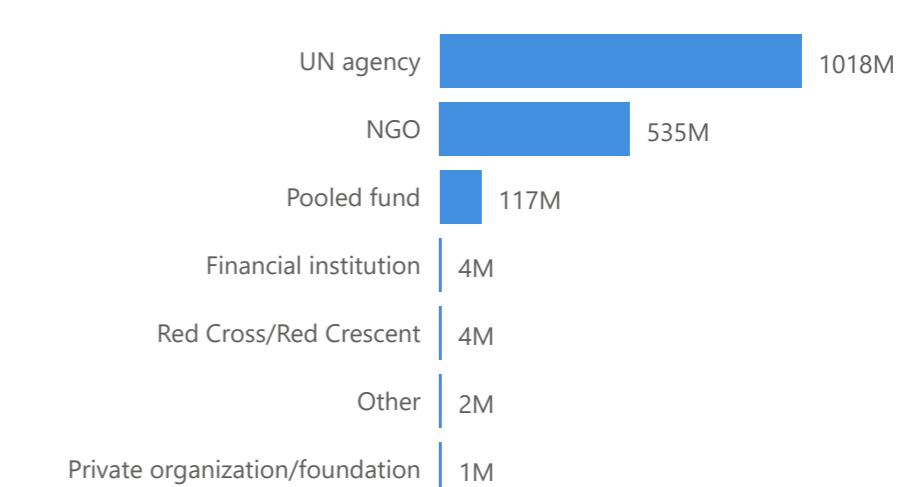
Global cluster	Requirement	Funding
Food Security	2338M	498M
Nutrition	750M	146M
WASH	467M	17M
Health	447M	65M
Shelter	418M	21M
Refugees	373M	88M
Education	326M	32M
Protection	192M	46M
Protection - GBV	186M	5M
Logistics	164M	50M
Child Protection	154M	18M
Coordination	117M	49M
Early Recovery	84M	15M
CCCM	39M	6M
Agriculture	5M	3M
Telecoms	3M	1M
Multiple Cluster Shared		320M
Not specified		301M

By country / category (in million US dollar)

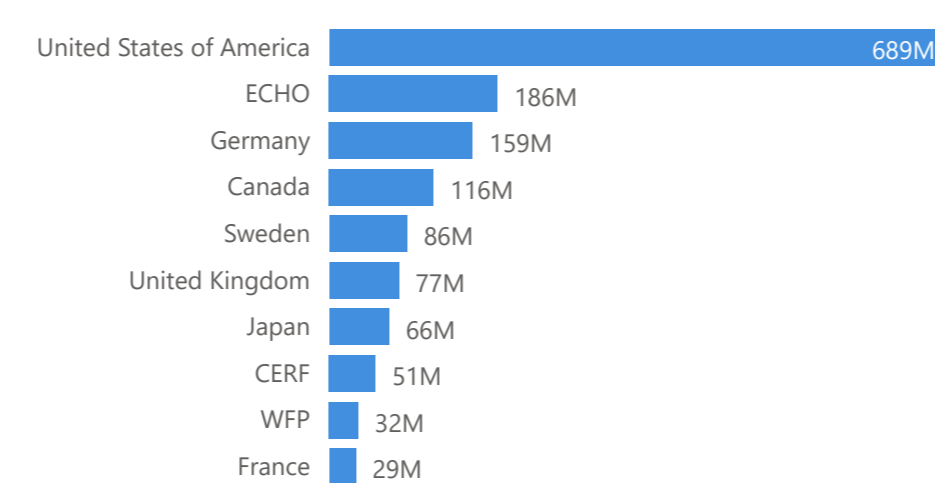
Tout

Country	Requirement	Funding	Unmet	% Funded
Burkina Faso	608M	144M	464M	24 %
Cameroon	362M	98M	263M	27 %
CAR	445M	226M	219M	51 %
Chad	617M	109M	508M	18 %
DRC	1984M	535M	1450M	27 %
Mali	563M	119M	444M	21 %
Niger	523M	96M	427M	18 %
Nigeria	1006M	355M	651M	35 %
Total	6108M	1682M	4427M	28 %

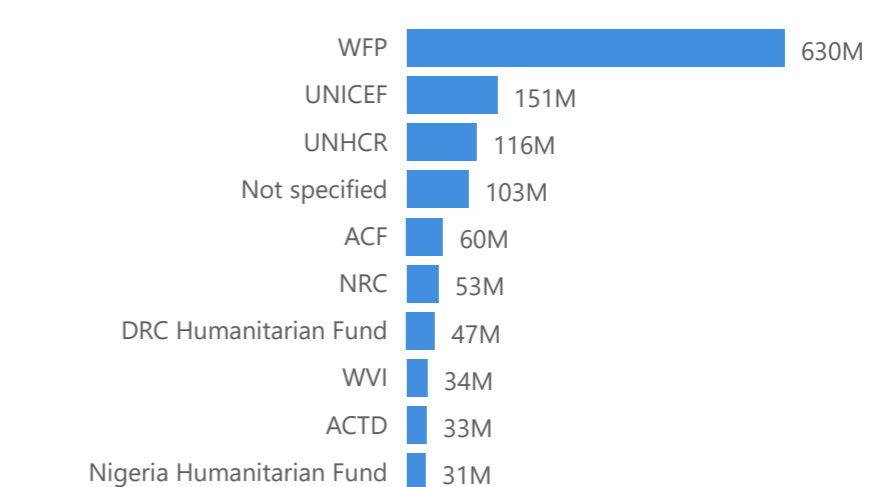
By recipient organization type (in million US dollar)



Top 10 donors (in million US dollar)



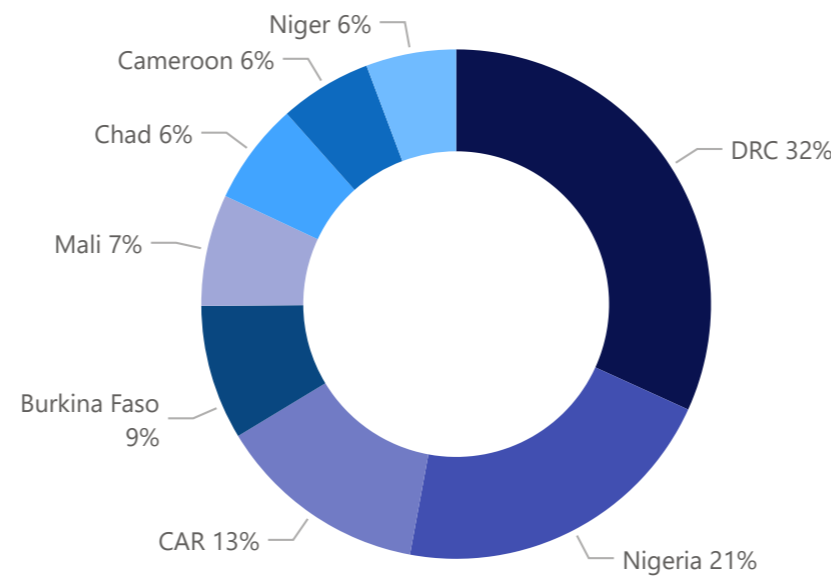
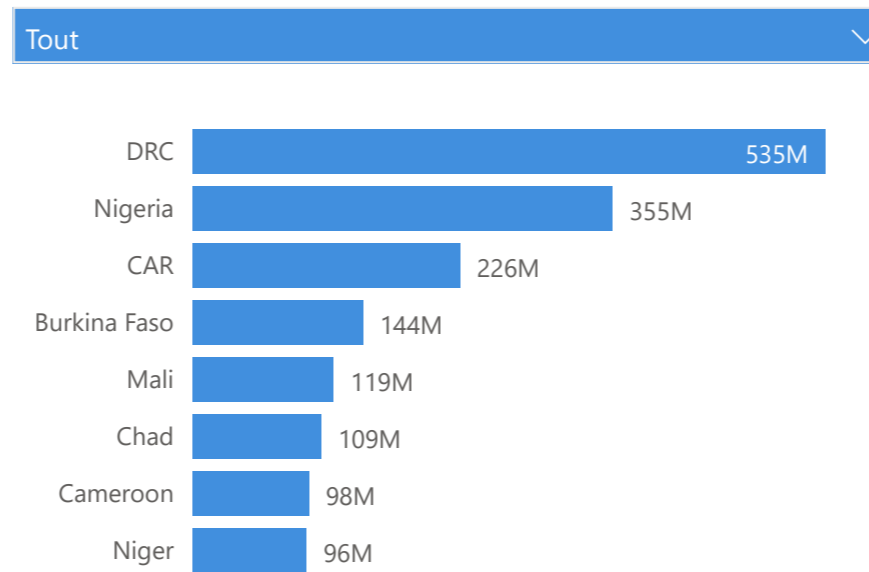
Top 10 recipient organizations (in million US dollar)



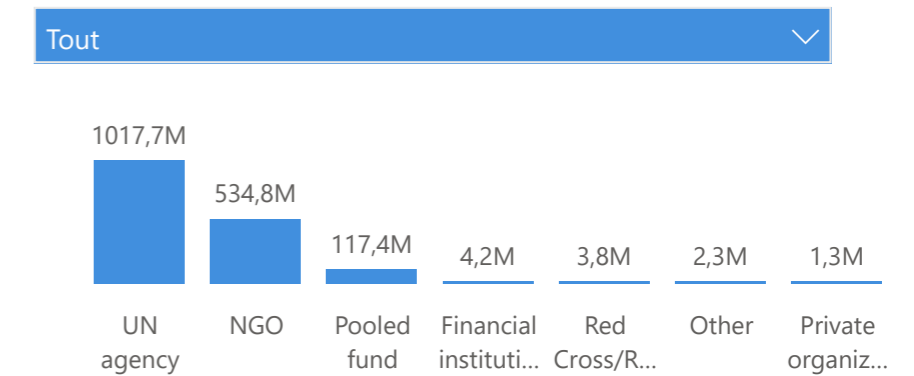
Funding by donors (in million US dollar)

Donor	Contribution
Tout	
United States of America	689,43M
ECHO	186,35M
Germany	158,79M
Canada	115,52M
Sweden	86,22M
United Kingdom	77,01M
Japan	66,40M
CERF	51,24M
WFP	32,18M
France	29,45M
Norway	28,81M
Belgium	24,71M
Switzerland	24,58M
Denmark	20,68M
Ireland	15,04M
Netherlands	14,13M
African Development Bank	11,35M
Italy	8,49M
UNDP	6,55M
Private (individuals & organizations)	3,96M
Not specified	3,60M
China	3,00M
Finland	2,37M
Central African Republic Humanitarian Fund	2,33M
Qatar	2,29M
Korea	2,13M
Education Cannot Wait	1,96M
United Nations	1,66M
UN Peacebuilding Fund	1,59M
Total	1681,60M

Funding from donors to Countries (in million US dollar)



Funding by recipients (in million US dollar)



Recipient	Org. type	Funds received
World Food Programme	UN agency	629,92M
United Nations Children's Fund	UN agency	150,60M
United Nations High Commissioner for Refugees	UN agency	115,82M
NGOs (details not yet provided)	NGO	100,32M
Norwegian Refugee Council	NGO	52,80M
Democratic Republic of the Congo Humanitarian Fund	Pooled fund	46,80M
Action Contre la Faim	NGO	46,14M
Agency for Technical Cooperation and Development	NGO	33,07M
World Vision Central African Republic	NGO	32,54M
Nigeria Humanitarian Fund	Pooled fund	31,21M
International Rescue Committee	NGO	30,54M
World Health Organization	UN agency	29,54M
International Organization for Migration	UN agency	28,94M
Office for the Coordination of Humanitarian Affairs	UN agency	23,97M
Central African Republic Humanitarian Fund	Pooled fund	21,72M
Food & Agriculture Organization of the United Nations	UN agency	17,55M
Total		1681,60M

