

# VIOLENCE AGAINST AID WORKERS IN 2016



Every day, aid workers save lives in conflicts and disasters, braving tremendous dangers and difficulties to deliver assistance to people who need it the most. On World Humanitarian Day (19 August), we remember and pay tribute to those heroic colleagues who lost their lives in humanitarian service.

## 288

AID WORKER VICTIMS OF VIOLENCE



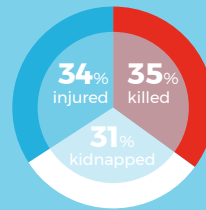
## 158

SECURITY INCIDENTS AGAINST AID WORKERS



## 35%

OF VICTIMS WERE KILLED



## 85%

OF VICTIMS WERE NATIONAL STAFF

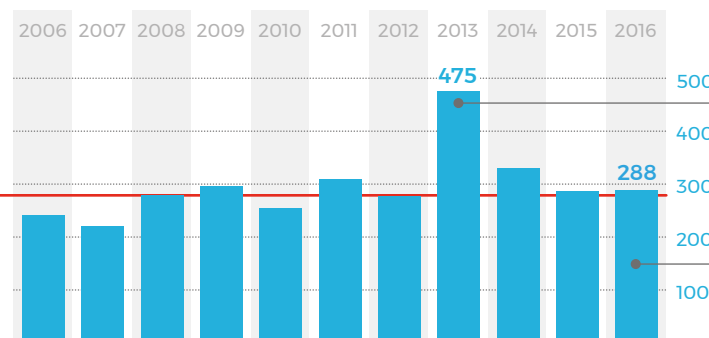


Figures from Humanitarian Outcomes' Aid Worker Security Database

## TIMELINE OF AID WORKER VICTIMS

### VICTIMS BY YEAR

With the exception of 2013, there has been an average of 278 victims in the past 11 years.

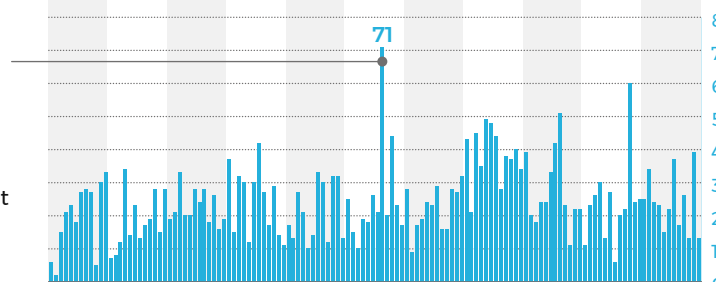


2013 saw the highest number of victims due to worsening crises in South Sudan and Syria, and continued violence in Afghanistan, Pakistan and Sudan.

The number of aid worker victims in 2016 remained steady from the previous year. The number of separate attacks increased slightly from 148 in 2015 to 158 in 2016.

### VICTIMS BY MONTH

In August 2011, a suicide bomber attacked the United Nations building in Abuja, Nigeria, killing 9 people and injuring 37 people. This was the highest number of victims in a single month.



# CONTEXT OF ATTACKS

Ambush/attack on the road  
**31%**



Individual attack/assassination  
**30%**



Combat/police operations/crossfire  
**18%**



Raid (armed group incursion on home, office or project site)  
**13%**

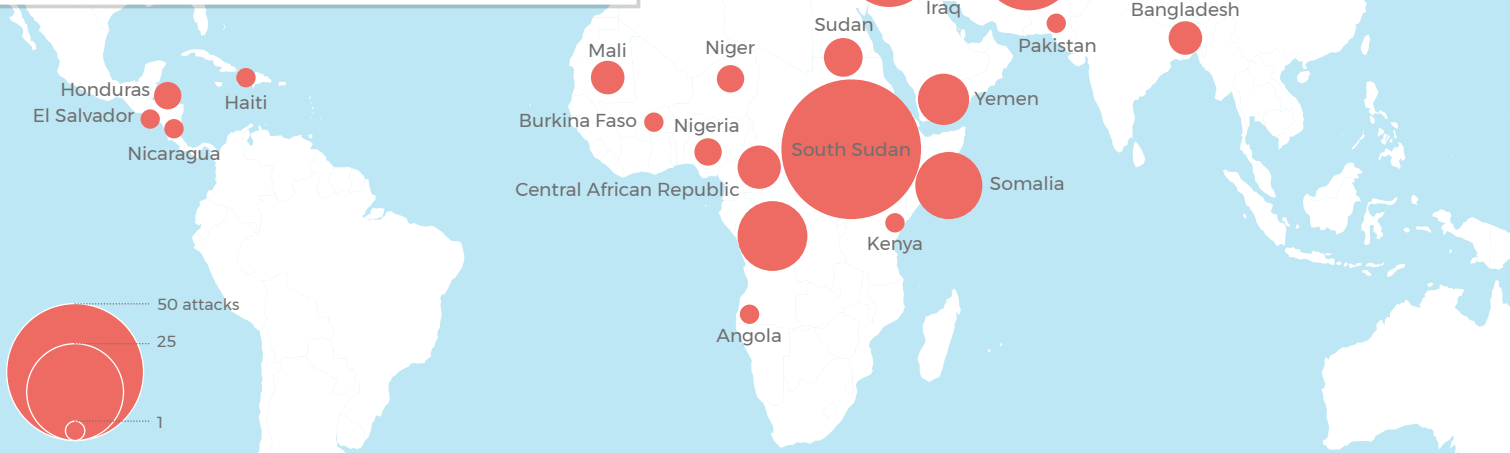
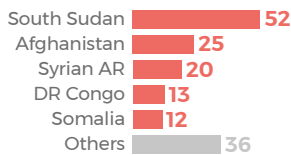


Mob violence/rioting  
**1%**



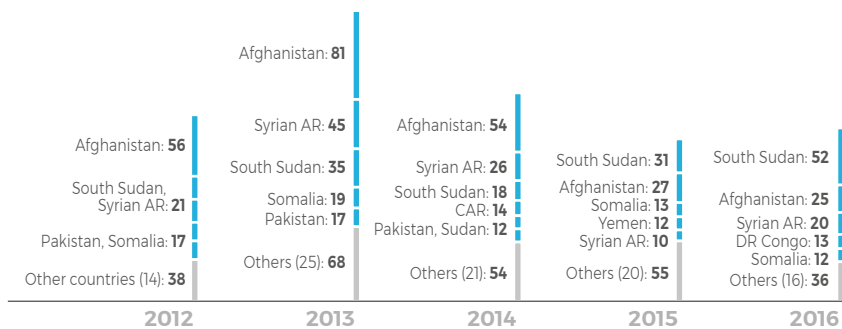
7% unknown context

In 2016, 158 attacks against aid workers occurred in 21 countries. But over two thirds of all attacks took place in just four countries:



## TIMELINE OF FIVE COUNTRIES WITH THE HIGHEST NUMBER OF ATTACKS PER YEAR

The past three years have seen an unprecedented number of attacks on medical facilities and convoys in Afghanistan, Syria and Yemen.



For the second year in a row, South Sudan was the country with the highest number of attacks against aid workers.



Created by the United Nations Office for the Coordination of Humanitarian Affairs in Aug 2017



Data from the Aid Worker Security Database (aidworkersecurity.org) via Humanitarian Outcomes (humanitarianoutcomes.org) The full Aid Worker Security Report 2017 can be found here: [bit.ly/2vyhdYj](http://bit.ly/2vyhdYj)

The boundaries and names shown and the designations used on this infographic do not imply official endorsement or acceptance by the United Nations.