

Total Ukrainians seeking asylum or other forms of stay in neighbouring countries only:
323,300
478,000

Internal displacement figures are reported by the Ministry of Social Policy. Figures exclude the estimated 20,000 displaced people in Autonomous Republic of Crimea
External displacement figures are reported by the respective national asylum authorities:
 Belarus - 23 Apr 2015
 Slovakia - 1st Jan 2015
 Hungary - 5th Apr 2015
 Romania - 1st Apr 2015
 Poland - 14 Apr 2015
 Rep. of Moldova - 23 Apr 2015
 Russian Fed. - 10 Apr 2015

POLAND
3,200
44,400

SLOVAKIA
20
N/A

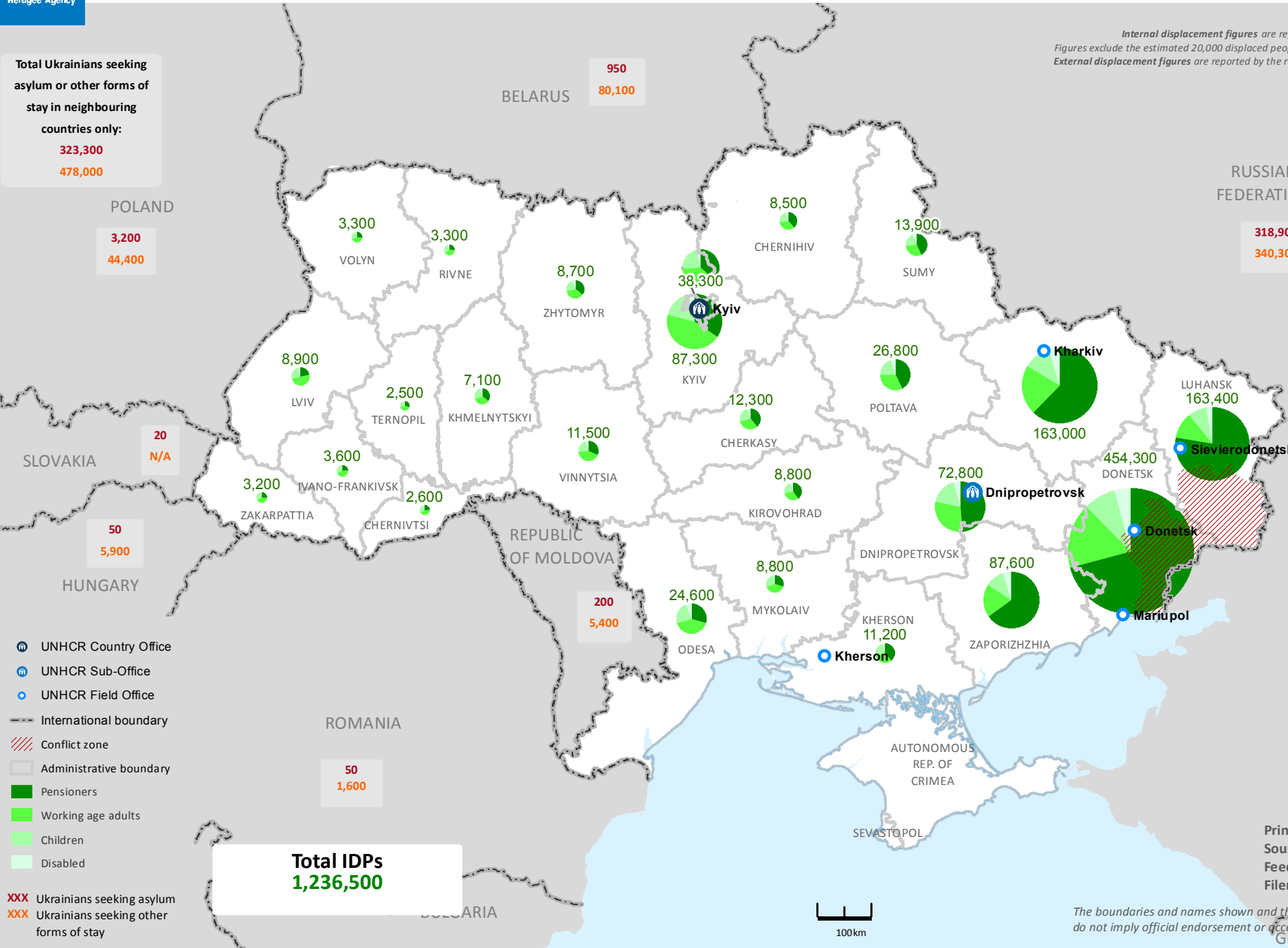
HUNGARY
50
5,900

ROMANIA
50
1,600











REPUBLIC OF MOLDOVA
200
5,400

BELARUS
950
80,100

RUSSIAN FEDERATION
318,900
340,300



Total IDPs
1,236,500

-  UNHCR Country Office
-  UNHCR Sub-Office
-  UNHCR Field Office
-  International boundary
-  Conflict zone
-  Administrative boundary
-  Pensioners
-  Working age adults
-  Children
-  Disabled

XXX Ukrainians seeking asylum
XXX Ukrainians seeking other forms of stay

Printing date: 24 Apr 2015
 Sources: UNHCR Shelter Sector
 Feedback: mapping@unhcr.org
 Filename: ukr_IDPs_A4L

The boundaries and names shown and the designations used on this map do not imply official endorsement or acceptance by the United Nations.

