

IDP Situation Monitoring Initiative (ISMI)

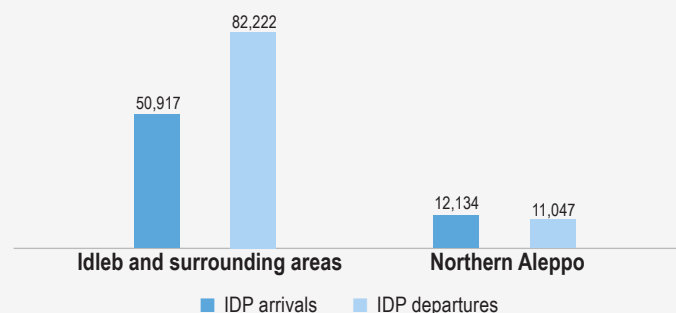
Monthly Overview of IDP Movements in Northern Syria, September 2018

Summary of Findings

Communities assessed:[*]	493
Total IDP arrivals:¹	63,051 (+58%)²
Total IDP departures:³	93,269 (+101%)³

^{*}As of September 2018, regular monitoring of Spontaneous Return (SR) movements in north-west Syria is conducted under a parallel ISMI project.

Total IDP arrivals and IDP departures by region:



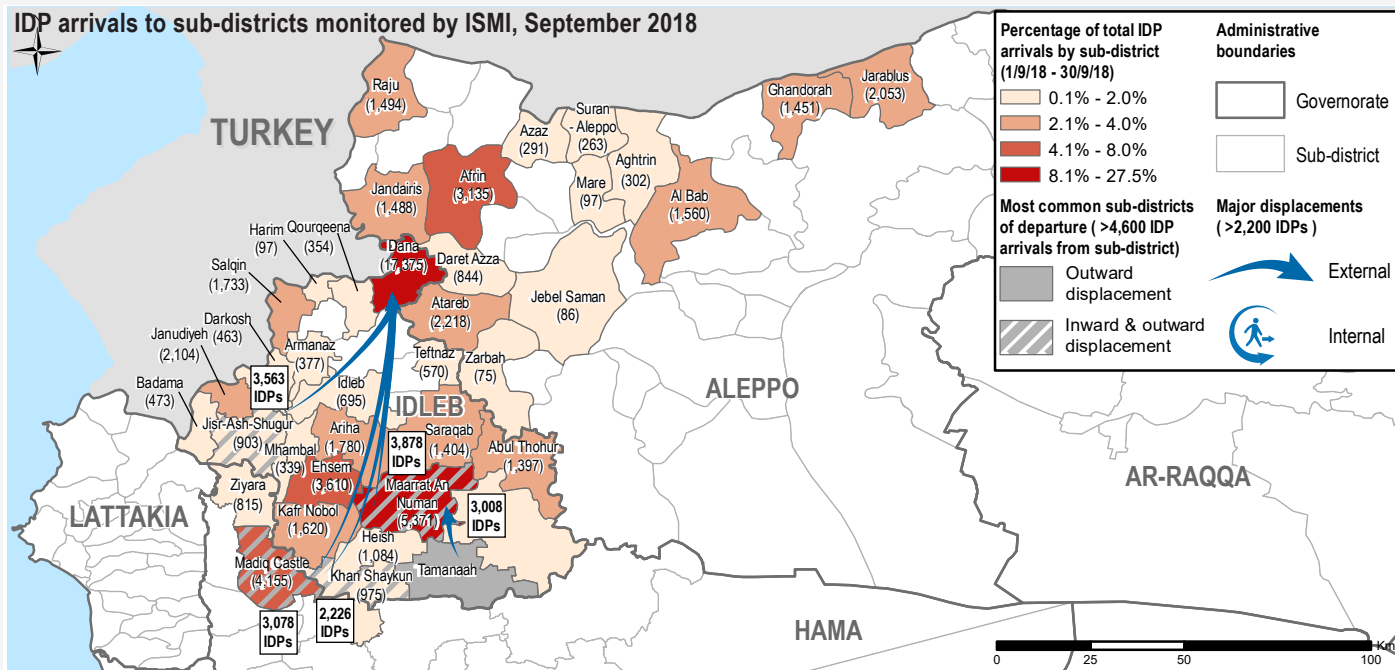
A significant increase in aerial bombardments and shelling on southern and south-west Idleb and northern Hama governorates contributed to large displacement waves during the first half of the month until 12 September.⁴ As a result, key informants (KIs) in Idleb and surrounding areas⁵ reported **82,222 IDP departures**, more than half of which were from assessed communities in **Madiq Castle (35,078)** and **Ziyara (12,199)** sub-districts.

On 17 September, a demilitarised zone (DMZ) free of heavy weaponry and certain AOGs was established, to be implemented by 15 October 2018, spanning some 15 to 20 kilometres along conflict lines.⁶

In September, large movements were also reported in assessed communities in northern Aleppo. In particular, **Afrin (3,135)** and **Jarablus (2,053)** sub-districts witnessed large IDP arrivals, likely due to a perceived relative stability in those areas.

¹ Some figures reported may be repeated displacements.
² CCCM, ISMI Monthly Displacement Summary, [August 2018](#).
³ IDP departure figures reflect aggregated departures of both IDP and host community populations.
⁴ UNOCHA, Syria: Recent Developments in North-west Syria, [as of 12 September 2018](#).
⁵ Idleb and surrounding areas includes accessible communities in Idleb, western Aleppo and northern Hama governorates.
⁶ As of 23 October 2018, the precise demarcation of the DMZ has not been officially announced; United Nations, 'Secretary-General Praises Agreement on Buffer Zone in Idlib, Syria, Urging Parties to Ensure Safe Humanitarian Access', [18 September 2018](#); Al Jazeera, 'Russia, Turkey agree on borders of demilitarised zone in Idlib', [22 September 2018](#).

IDP arrivals to sub-districts monitored by ISMI, September 2018



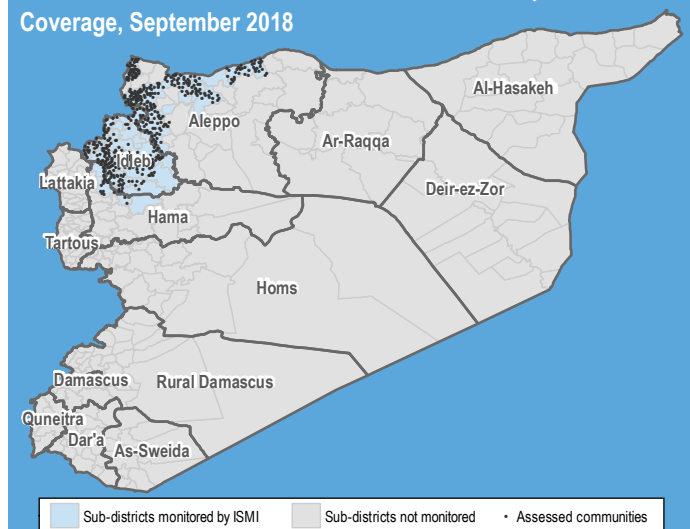
About ISMI & This Factsheet

The IDP Situation Monitoring Initiative (ISMI) is an initiative of the Camp Coordination and Camp Management (CCCM) Cluster, implemented by REACH and supported by cluster members.

Following a baseline assessment conducted at the end of 2016, weekly/bi-weekly data collection cycles were initiated. This factsheet presents an overview of reported inward and outward movements of IDPs from 1 to 30 September 2018. Such displacements were reported in 493 communities in sub-districts monitored by ISMI. The coverage map in this section shows the sub-districts that were monitored for the most recent round of data collection, as well as the communities reporting movements. ISMI monitoring coverage varies over time depending on access. Displacements are identified through an extensive key informant (KI) network, either from alerts initiated by KIs or from follow-up by enumerators. At least two KIs are interviewed in each assessed community, and collected information is further triangulated through other sources, including CCCM member data and humanitarian updates. This approach allows for regular updates on IDP movements at the community level across sub-districts monitored by ISMI in north-west Syria.

The data used for this product was collected, triangulated and verified based on submissions from ISMI's network and select CCCM cluster members following the ISMI methodology. Due to differences in methodology and coverage, figures presented in this output may differ from official CCCM Cluster or UNHCR data. All data is for humanitarian use only.

Coverage, September 2018



IDLEB & SURROUNDING AREAS⁷

Key Figures

Communities assessed: **269**

Total IDP arrivals: **50,917** (↑75%)

Sub-districts with most arrivals (# IDPs):

Dana	17,375
Ma'arrat An Nu'man	5,371
Madiq Castle	4,155
Ehsem	3,610
Atareb	2,218

Total IDP departures: **82,222** (↑121%)

Sub-districts with most departures (# IDPs):

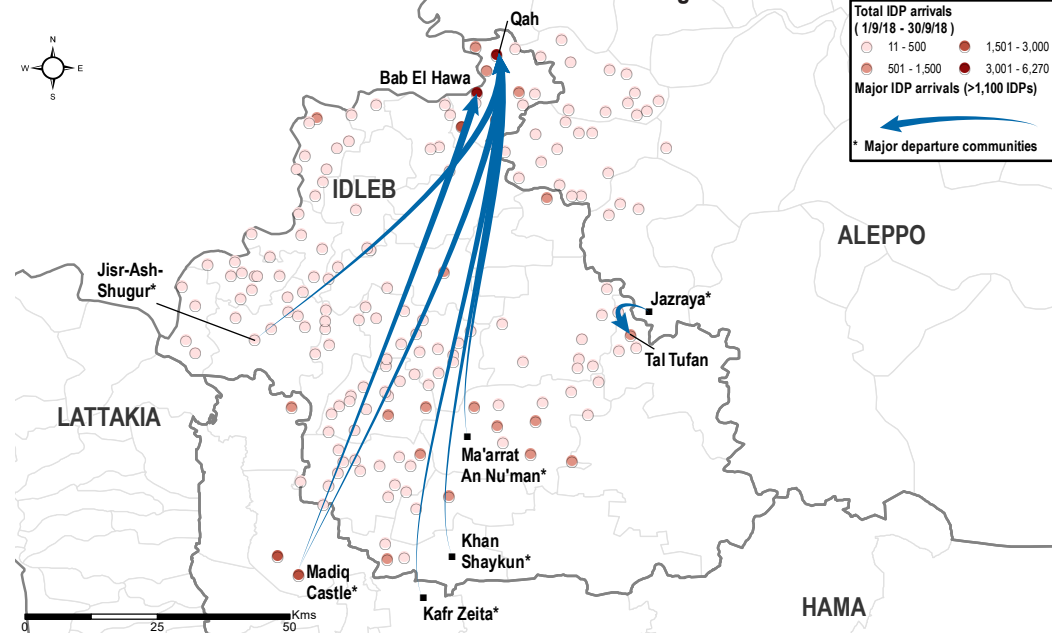
Madiq Castle	35,078
Ziyara	12,199
Mhambal	5,582
Ma'arrat An Nu'man	4,611
Khan Shaykun	4,584

Overview

In September, southern and south-west Idlib and northern Hama governorates witnessed a **significant increase in aerial bombardments until 12 September, which was feared by many to be the start of a Government of Syria offensive on Idlib and surrounding areas.**⁸ This likely contributed to the large number of IDP departures from these areas, an increase of 121% compared to August. Dana sub-district witnessed 17,375 IDP arrivals, likely due to a perceived relative stability in the area. KIs reported safety and security to be the most important pull factor of IDP arrivals.

On 17 September, the establishment of a DMZ was announced. The zone was to be established by 15 October, and while the exact demarcation of its boundaries as of 23 October has not been officially announced, it is expected to span some 15 to 20 kilometres along conflict lines.⁹

IDP arrivals to assessed communities in Idlib and surrounding areas¹⁰



IDP Arrivals

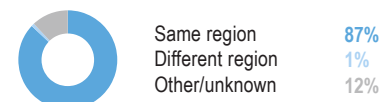
The total number of IDP arrivals (50,917) reported to assessed communities in the region in September increased by 75% compared to August. Many arrived from south-western and southern Idlib governorate and northern Hama, close to conflict lines, mostly from communities in **Jisr-Ash-Shugur (6,386)**, **Tamanaah (5,888)** and **Madiq Castle (5,377)** sub-districts. Most IDPs from Jisr-Ash-Shugur and Madiq Castle sub-districts arrived to Dana sub-district, 3,563 and 3,078, respectively, whereas 3,008 IDPs from Tamanaah arrived to Ma'arrat An Nu'man sub-district.

Almost half (44%) of all IDPs arrived to solid or finished houses, while 28% arrived to managed camps.

Last sub-district of departure of arrivals (# IDPs):

Jisr-Ash-Shugur	6,386
Tamanaah	5,888
Madiq Castle	5,377
Ma'arrat An Nu'man	5,117
Khan Shaykun	4,636

Last place of departure of IDP arrivals:



Vulnerable groups among IDP arrivals:¹¹



Escalation of aerial bombardment was the most common push factor reported by KIs. Anticipation of future conflict escalation, loss of income, escalation of ground-based conflict and loss of assets were also reported as push factors, thereby reflecting widespread concern by people living in the region over the potential escalation of conflict.¹²

Most common push factors of arrivals (# IDPs):

	1st	2nd	3rd
Escalation of aerial bombardment	104	11	10
Anticipation of future conflict escalation	14	81	10
Loss of income	6	10	27
Escalation of ground-based conflict	18	19	3
Loss of assets	1	11	25

By far the most reported pull factor was **safety and security in the assessed community**. Other pull factors include family ties or host community relationships, as well as access to shelter or shelter support.

Most common pull factors of arrivals (# IDPs):

	1st	2nd	3rd
Safety and security in the assessed location	123	26	5
Family ties/host community relationship	37	24	14
Access to shelter/shelter support	4	24	38
Access to humanitarian assistance	2	40	19
Proximity to community of origin/last place of departure	4	12	25

IDP Departures

In parallel, assessed communities in Idlib and surrounding areas witnessed **82,222 IDP departures**, an increase of 121% compared to last month. More than a third of IDP departures were from **Madiq Castle (35,078)** sub-district. Similar to patterns observed in August, many IDPs leaving assessed communities intended to move to **Dana (13,375)** sub-district, likely due to a perceived relative stability in that area.

Top intended destination sub-districts (# IDPs):

Dana	13,375
Jisr-Ash-Shugur	2,054
Salqin	1,740
Abul Thohur	1,695
Afrin	1,647

⁷ Idlib governorate's surrounding areas include communities in Atareb, Daret Azza, Haritan, Jebel Saman and Zarbah sub-districts in western Aleppo governorate, as well as in Kafr Zeita, Madiq Castle, Suran and Ziyara sub-districts in northern Hama. These sub-districts have been added to the larger Idlib and surrounding areas region as populations in these sub-districts largely demonstrate similar displacement patterns and are served by the same cross-border responses.

⁸ Al Jazeera. 'Syria: Opposition-held areas bombed as Turkey reinforces outposts', 10 September 2018.

⁹ BBC, 'Syria war: Russia and Turkey to create buffer zone in Idlib', 17 September 2018.

¹⁰ Community markers also account for camps/informal settlements when they are within close proximity to a community.

¹¹ Vulnerable groups: ♀ Female-headed households/Women travelling alone; 👶 Child-headed households/Children travelling alone; 🏠 Orphans; 👴 Elderly-headed households/Elderly travelling alone; ♿ Disabled-headed households/Individuals with disabilities travelling alone.

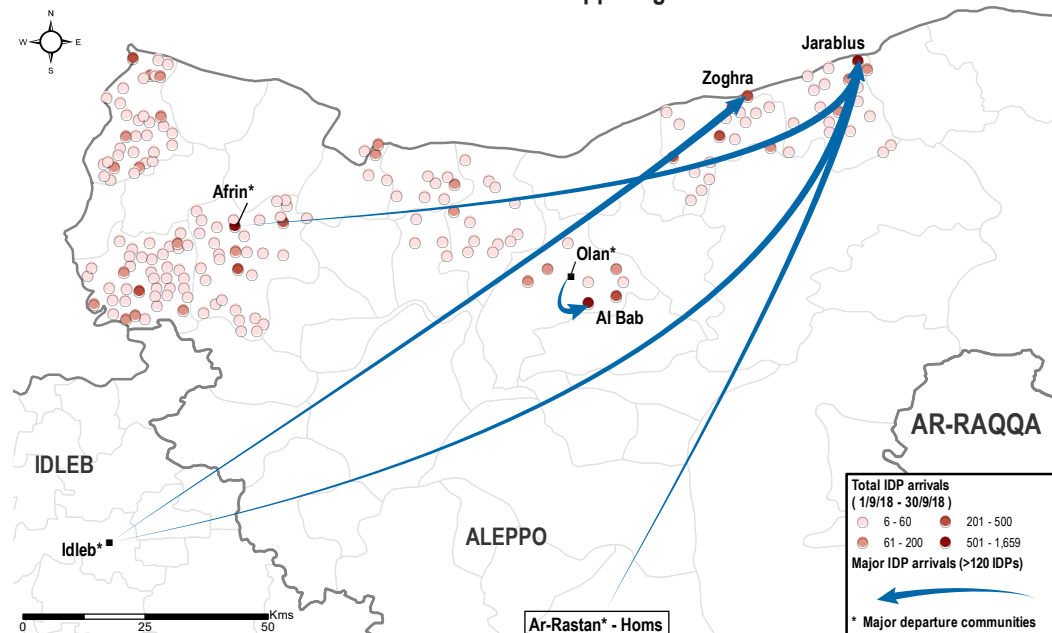
¹² The New York Times, 'Deadly Airstrikes in Syria Raise Fears of New Offensive', 4 September 2018. UNOCHA, Syria: Recent Developments in North-west Syria, as of 12 September 2018.

NORTHERN ALEPPO REGION¹³

Key Figures

Communities assessed:	224
Total IDP arrivals:	12,134 (+13%)
Sub-districts with most arrivals (# IDPs):	
Afrin	3,135
Jarablus	2,053
Al Bab	1,560
Raju	1,494
Jandairis	1,488
Total IDP departures:	
11,047 (+20%)	
Sub-districts with most departures (# IDPs):	
Jandairis	3,197
Al Bab	2,885
Ghandorah	1,266
Jarablus	1,120
Afrin	1,002

IDP arrivals to assessed communities in northern Aleppo region¹⁴



Overview

Throughout September, assessed communities in northern Aleppo continued to witness displacements. Compared to the previous month, total IDP arrivals increased by 13% while total IDP departures increased by 20%. Most IDPs arrived to **Afrin (3,135)** and **Jarablus (2,053)** sub-districts. As seen in August, IDPs arrived to **Zoghra Camp (274)** in Jarablus sub-district, some of whom from **Al Bab (108)** and **Idleb (120)** sub-districts. Following patterns seen in previous months, many arrivals were internal movements within sub-districts, likely indicating lower levels of conflict in the region compared to Idleb and surrounding areas.

However, a **relative sense of insecurity still remains in northern Aleppo, which is reflected in reported push and pull factors.** Safety and security was reported by many KIs as a significant factor for IDPs leaving their previous destination in northern Aleppo, many of whom arriving to Jandairis and Raju sub-districts.

IDP Arrivals

Assessed communities in northern Aleppo region witnessed 12,134 IDP arrivals in September, an increase of 13% compared to August, more than a third of whom arrived to **Afrin (3,135)** and **Jarablus (2,053)** sub-districts. As seen in August, IDPs arrived to **Zoghra Camp (274)** in Jarablus sub-district, some of whom from **Al Bab (108)** and **Idleb (120)** sub-districts.

More than half (51%) of all IDPs arrived to solid or finished houses, while 18% arrived to individual tents and 12% to solid or finished apartments.

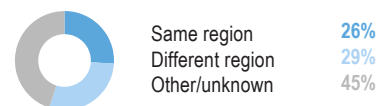
Last sub-district of departure of arrivals (# IDPs):

Idleb	1,208
Al Bab	1,121
Jarablus	661
Ghandorah	602
Ar-Ra'ee	239

Vulnerable groups among IDP arrivals:¹⁵



Last place of departure of IDP arrivals:



The escalation in aerial bombardment was the most commonly reported push factor reported by KIs. Other reasons for leaving their previous location included an anticipation of future conflict escalation, as well as general insecurity as reported by KIs.

Most common push factors of arrivals (# IDPs):

Anticipation of future conflict escalation	16	76	31
Escalation of aerial bombardment	58	37	3
Reduced access to shelter (including increases in rent prices)	9	23	34
General insecurity (e.g. kidnappings, harassment, bombings)	39	3	8
Reduced access to humanitarian assistance	21	12	6

In parallel, KIs reported **safety and security in the assessed location as the most common pull factor** for IDPs moving to specific communities. Access to shelter or shelter support was also reported by many KIs as a significant factor for IDPs arriving to Afrin and Raju sub-districts.

Most common pull factors of arrivals (# IDPs):

Safety and security situation in the assessed location	115	11	5
Access to shelter/shelter support	22	75	20
Access to humanitarian assistance	7	40	15
Availability of safe passages to the assessed location	0	6	46
Access to income and employment opportunities	10	19	20

IDP Departures

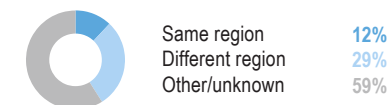
Assessed communities in northern Aleppo witnessed **11,047 IDP departures** in September, more than half of whom leaving communities in **Jandairis (3,197)** and **Al Bab (2,885)** sub-districts.

A total of 87% of IDPs leaving assessed communities in the northern Aleppo region were reportedly secondary displacements. A large number of these were IDPs expected to travel to other regions, notably to **Ar-Raqqa (763)** sub-district.

Top intended destination sub-districts (# IDPs):

Ar-Raqqa	763
Al Bab	492
Jarablus	308
Ghandorah	303
Jebel Saman	272

Intended destinations of departures:



¹³ Figures for the northern Aleppo region include communities in the following sub-districts: Afrin, Aghtrin, Al Bab, Ar-Ra'ee, A'zaz, Ghandorah, Jandairis, Jarablus, Mare', Raju and Suran.

¹⁴ Community markers also account for camps/informal settlements when they are within close proximity to a community.

¹⁵ Vulnerable groups: ♀ Female-headed households/Women travelling alone ♂ Orphans ♂ Elderly-headed households ♿ Disabled-headed households.