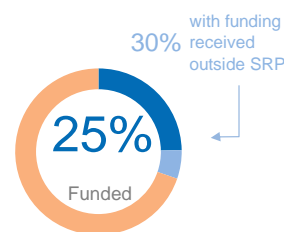
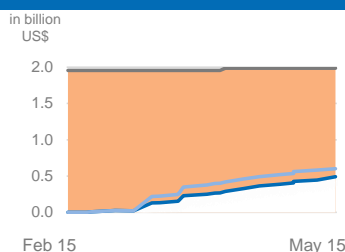


SAHEL CRISIS 2015: Funding Status as of 29 May 2015



All figures in US\$ ■ Funding available ■ Unmet Requirements

SRP REQUIREMENTS US\$ 1,986 million
SRP FUNDING US\$ 491 million
SRP UNMET REQUIREMENTS US\$ 1,496 million
FUNDING OUTSIDE SRP US\$ 110 million



2014-2016 Strategic Response Plans

Burkina Faso	Cameroon	Chad	Gambia	Mali	Mauritania	Niger	Nigeria	Senegal	Sahel
--------------	----------	------	--------	------	------------	-------	---------	---------	-------

CONTRIBUTIONS

DESTINATION COUNTRIES

Country	Requirements	Funding	Pledges	Coverage	Outside SRP	% Tot. Funding
Burkina Faso	98,761,764	35,862,612	0	36%	7,874,031	44%
Cameroon	264,023,457	72,226,930	1,000,000	27%	26,768,594	37%
Chad	571,597,807	111,160,153	500,000	19%	7,807,744	21%
Gambia	23,687,972	424,178	0	2%	-	2%
Mali	377,381,530	100,760,725	1,500,000	27%	23,179,940	33%
Mauritania	105,171,809	21,288,348	0	20%	2,279,820	22%
Niger	375,720,263	115,918,279	300,000	31%	22,293,581	37%
Nigeria	100,263,495	26,103,719	1,500,000	26%	15,630,220	42%
Region	10,336,405	1,950,163	0	19%	1,554,404	34%
Senegal	59,427,358	5,073,649	0	9%	3,079,791	14%

TOP 10 DONORS

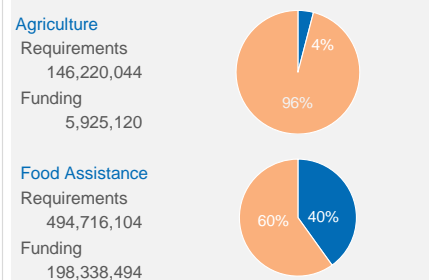
Donor	Contributions	Pledges
USA	156,076,933	2,800,000
ECHO	103,737,584	0
Japan	56,527,976	2,000,000
Various Donors	42,538,481	0
CERF	33,128,801	0
A.U.F.* by WFP	26,019,016	0
Canada	18,822,028	0
Germany	9,710,591	0
Sweden	8,381,259	0
Switzerland	7,866,497	0

FUNDING STATUS PER CLUSTER

Cluster	Requirements	Funding	Coverage	Outside SRP	% Tot. Funding
Food Security	707,942,600	220,146,921	31%	88,215,952	12.5%
Multi Sector	391,178,220	55,235,321	14%	1,391,000	0.4%
Nutrition	290,970,714	90,148,038	31%	58,209,847	20.0%
Health	140,651,760	18,403,529	13%	0	0.0%
Protection	138,318,664	11,274,132	8%	786,782	0.6%
WASH	102,138,120	5,542,044	5%	7,997,840	7.8%
Education	58,988,694	7,048,531	12%	0	0.0%
Early Recovery	50,310,136	3,225,000	6%	0	0.0%
Coordination	48,610,953	10,485,220	22%	7,299,326	15.0%
Logistics	28,458,973	7,665,025	27%	0	0.0%
Shelter & NFIs	21,275,208	2,553,181	12%	0	0.0%
Shelter/Cccm	7,527,818	401,616	5%	0	0.0%
Cl. not specified	0	58,640,198	-	-	-

(in million)

Food Security Breakdown



TOP 10 RECIPIENT ORGANISATIONS

Recipient (UN Agencies)	Contributions	Pledges
WFP	304,632,032	
UNHCR	49,356,554	
UNICEF	42,049,368	
IOM	6,103,248	
FAO	5,925,120	
OCHA	5,901,112	2,800,000
UNFPA	4,167,072	
WHO	2,344,081	
UNDP	550,000	
UNDSS	366,971	

Recipient (NGOs + other)	Contributions	Pledges
Alliance for International Medical Action	11,502,047	
Save the Children	8,910,893	
ACF - France	7,813,918	
ACF - Spain	6,167,853	
Oxfam Intermon	4,382,333	
International Medical Corps	4,316,188	
Médecins du Monde France	3,372,729	
Agence - Aide Médicale Internationale	3,304,442	
Technical Cooperation and Development	2,365,876	
Action Contre la Faim	2,324,048	

*Allocation of unearmarked funds

Source: Financial Tracking Service, <http://fts.unocha.org>