



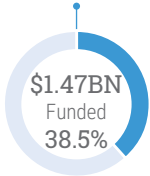
Total 2020 requirements

HRP/3RP/COVID-19

\$9.81BN

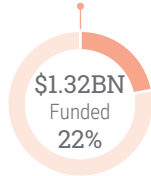
\$3.82BN

Syria Humanitarian Response Plan (HRP) and COVID-19 Requirements



\$5.99BN

Syria Regional Refugee and Resilience Plan (3RP) Requirement



11.06M people in need of humanitarian aid



6.7M internally displaced people



5.56M registered Syrian refugees



3.9M members of host communities - direct beneficiaries targeted

Syria Humanitarian Response Plan (HRP 2020)

by Sector (million \$)

	Syria Humanitarian Response Plan			COVID-19 Response Plan		
	Requirements	Gap	Funded	Requirements	Gap	Funded
Food Security and Agriculture	1120.5	789.4	331.1	37.8	37.4	0.4
Health	443.2	360.3	82.9	158	110.7	47.3
Education	264.4	192.7	71.7	27.4	25.4	2.1
Protection ⁶	377	305.9	71	12.8	7.7	5.1
Shelter / NFI	569.9	517.7	52.2	33.2	33.2	0.0
WASH	314.4	263.4	51	69.9	50.1	19.8
Early Recovery and Livelihoods	174.4	161	13.4	20.7	13	7.7
Coordination and Common Services	52.5	43.5	9	-	-	-
Nutrition	79.3	70.8	8.5	10.9	10.9	0.0
Logistics	11.8	7.9	3.9	0.4	0.2	0.2
Camp Coordination and Camp Management	25	22.9	2.2	8.1	7.5	0.5
Emergency Telecommunications	0.9	0.9	0.0	-	-	-
Not reported	-	-	542.5	-	-	-
Multiple Field clusters (shared)	-	-	145.4	5.1	4.9	0.1

The boundaries and names shown and the designations used on this map do not imply official endorsement or acceptance by the United Nations.

Feedback: ocharosyr@un.org www.unocha.org www.reliefweb.int

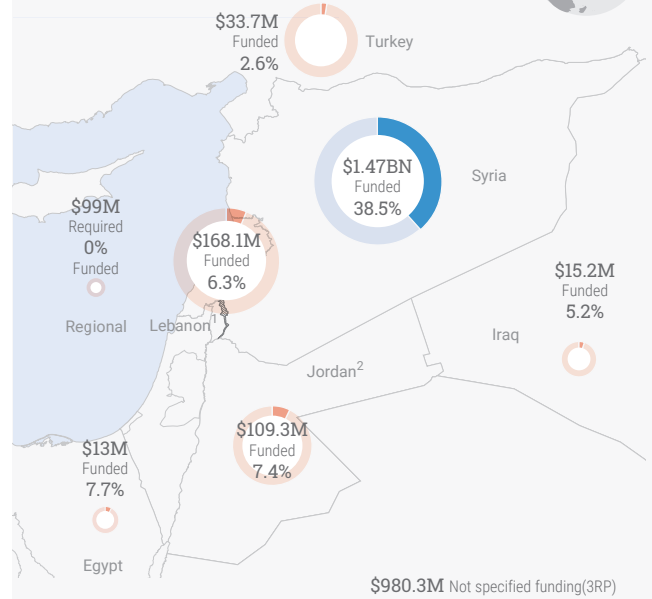
Source : FTS 1 September 2020

1 Lebanon's total needs reflect the total requirements of the LCRP 2020. The Lebanon Inter-Agency Appeal reflects UN and NGO requirements within the LCRP. The refugee and resilience breakdown is an estimate based on the overall sector appeal.

2 The Jordan Inter-Agency Appeal refers to the United Nations and NGO appeal in areas where they have a comparative advantage to leverage funding to support the Government of Jordan's JRP.

3 These funds are not attributed to HRP 2020 and 3RP 2020, it includes donor commitments and contributions outside these frameworks (to UN agencies, NGOs, or the Red Cross/Red Crescent Movement) in Syria and neighboring countries as reported to FTS and UNHCR.

HRP and 3RP Requirements and Funding per country



Top 20 Donors (HRP and 3RP)

2020 (million \$)

	2020 (million \$)	HRP	3RP	Other ³
United States of America	883.4	29%	63%	8%
Germany	621.2	58%	35%	7%
European Commission ⁴	403.1	25%	30%	45%
United Kingdom	301.1	64%	23%	13%
Japan	191.9	48%	44%	8%
Norway	180.9	83%	11%	6%
Canada	141.8	41%	38%	21%
Denmark	55.3	36%	11%	53%
Sweden	52.1	65%	13%	22%
Netherlands	43.1	54%	36%	10%
France	26.6	66%	33%	1%
Australia	26.3	16%	84%	0%
Belgium	24.5	87%	12%	1%
United Arab Emirates	23.9	40%	0%	60%
Switzerland	22.7	66%	15%	19%
Ireland	17.1	33%	64%	3%
European Commission - EU Facility for Refugees in Turkey ⁵	14.1	0%	62%	38%
Finland	11.7	14%	47%	39%
Kuwait	11.0	23%	77%	0%
Austria	8.8	63%	0%	37%

4 Includes funding from the European Commission's Humanitarian Aid and Civil Protection Department and European Commission. Does not include European Commission - EU Facility for Refugees in Turkey, see below.

5 Agreements for funding managed by the European Union Facility for Refugees in Turkey including funding from the European Union Humanitarian Aid (ECHO) and the European Union Regional Trust Fund in Response to the Syrian Crisis to agencies in Turkey.

6 "Protection" includes "Child Protection AoR", "Gender-Based Violence AoR" and "Mine Action AoR".

Data provided by the Financial Tracking System (FTS): <https://fts.unocha.org/> OCHA manages FTS, which records all humanitarian contributions, (cash, in-kind, multilateral and bilateral) to emergencies. FTS reflects funding flows received against the HRP as reported by donors and/or partners. In some cases funding received is under-reported. Please report your contributions to fts@un.org or through the on-line contribution report form at <https://fts.unocha.org/content/report-contribution>