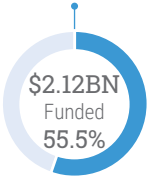
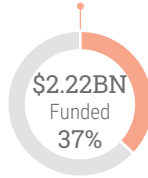


Total 2020 requirements
HRP/3RP/COVID-19
\$9.81BN

\$3.82BN
Syria Humanitarian Response Plan (HRP) and COVID-19 Requirements



\$5.99BN
Syria Regional Refugee and Resilience Plan (3RP) Requirement



- 11.06M** people in need of humanitarian aid
- 6.7M** internally displaced people
- 5.58M** registered Syrian refugees
- 4.85M** members of host communities - direct beneficiaries targeted

Syria Humanitarian Response Plan (HRP 2020)

by Sector (million \$)

	Syria Humanitarian Response Plan			COVID-19 Response Plan		
	Requirements	Gap	Funded	Requirements	Gap	Funded
Food Security and Agriculture	1120.5	557.4	563.1	37.8	32	5.7
Health	443.2	305.5	137.7	158	90.6	67.3
Education	264.4	168.1	96.3	27.4	22.3	5.2
Protection ⁵	377	290.3	86.7	12.8	6.1	6.7
Shelter / NFI	569.9	496.9	73	33.2	32.7	0.5
WASH	314.4	251.3	63.1	69.9	46.9	23
Nutrition	79.3	57	22.3	10.9	10.9	0
Early Recovery and Livelihoods	174.4	155	19.4	20.7	12.9	7.9
Coordination and Common Services	52.5	41	11.5	-	-	-
Logistics	11.8	4.3	7.4	0.4	0.2	0.2
Camp Coordination and Camp Management	25	22.2	2.8	8.1	7.5	0.5
Emergency Telecommunications	0.9	0.9	0	-	-	-
Not reported	-	-	708.3	-	-	57.5
Multiple Field clusters (shared)	-	-	140.6	5.1	0	9.4

The boundaries and names shown and the designations used on this map do not imply official endorsement or acceptance by the United Nations.

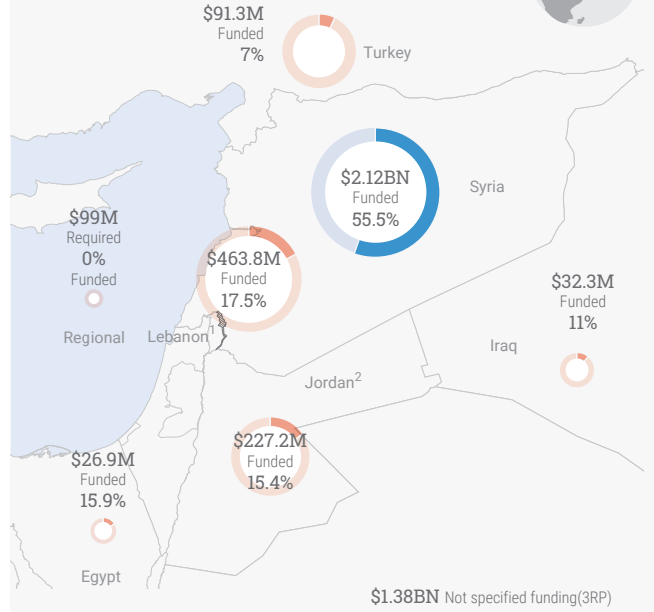
Feedback: ocharosyr@un.org www.unocha.org www.reliefweb.int

Source: FTS 1 February 2021

1 Lebanon's total needs reflect the total requirements of the LCRP 2020. The Lebanon Inter-Agency Appeal reflects UN and NGO requirements within the LCRP. The refugee and resilience breakdown is an estimate based on the overall sector appeal.

2 The Jordan Inter-Agency Appeal refers to the United Nations and NGO appeal in areas where they have a comparative advantage to leverage funding to support the Government of Jordan's JRP.

HRP and 3RP Requirements and Funding per country



Top 20 Donors (HRP and 3RP)

2020 (million \$)

		HRP	3RP	Other ³
United States of America	1551.4	42%	51%	7%
Germany	964.8	41%	52%	7%
European Commission ⁴	663.5	26%	57%	17%
United Kingdom	362.6	55%	30%	15%
Norway	206.3	77%	15%	8%
Japan	194.3	48%	45%	7%
Canada	141.4	42%	44%	14%
Netherlands	98.6	42%	54%	4%
Denmark	78.3	37%	10%	53%
Sweden	61.9	65%	16%	19%
France	43.9	65%	24%	11%
United Arab Emirates	38.7	25%	0%	75%
Switzerland	33.7	67%	12%	21%
Italy	31.6	23%	26%	51%
Belgium	27.5	78%	17%	5%
Australia	26.3	16%	84%	0%
Russian Federation	23.3	99%	1%	0%
Ireland	21.5	31%	54%	15%
Kuwait	15.6	26%	55%	19%
Finland	13.6	23%	43%	34%

3 These funds are not attributed to HRP 2020 and 3RP 2020, it includes donor commitments and contributions outside these frameworks (to UN agencies, NGOs, or the Red Cross/Red Crescent Movement) in Syria and neighboring countries as reported to FTS and UNHCR.

4 Includes funding from the European Commission's Humanitarian Aid and Civil Protection Department and European Commission. Does not include European Commission - EU Facility for Refugees in Turkey.

5 "Protection" includes "Child Protection AoR", "Gender-Based Violence AoR" and "Mine Action AoR".

Data provided by the Financial Tracking System (FTS): <https://fts.unocha.org/> OCHA manages FTS, which records all humanitarian contributions, (cash, in-kind, multilateral and bilateral) to emergencies. FTS reflects funding flows received against the HRP as reported by donors and/or partners. In some cases funding received is under-reported. Please report your contributions to fts@un.org or through the on-line contribution report form at <https://fts.unocha.org/content/report-contribution>