

OVERALL FINDINGS: 1-15 August

- 314 out of 1,183 ISMI-covered communities in Aleppo, Ar-Raqqa, Deir-ez-Zor, Hama, Homs and Idleb governorates experienced inward or outward movement of IDPs:
 - 37,025 IDP arrivals
 - 25,453 IDP departures
- The evolving situation in Ar-Raqqa governorate led to the inward displacement of 6,616 individuals from Sabka (3,348) and Maadan (3,268) sub-districts to Karama sub-district.
- The governorate of Idleb saw the second highest number of arrivals, many of whom arrived as a result of the Aarsal transfer agreement.¹
- A total of 7,203 IDPs were recorded leaving Menbij and A'zaz sub-districts in Aleppo governorate.

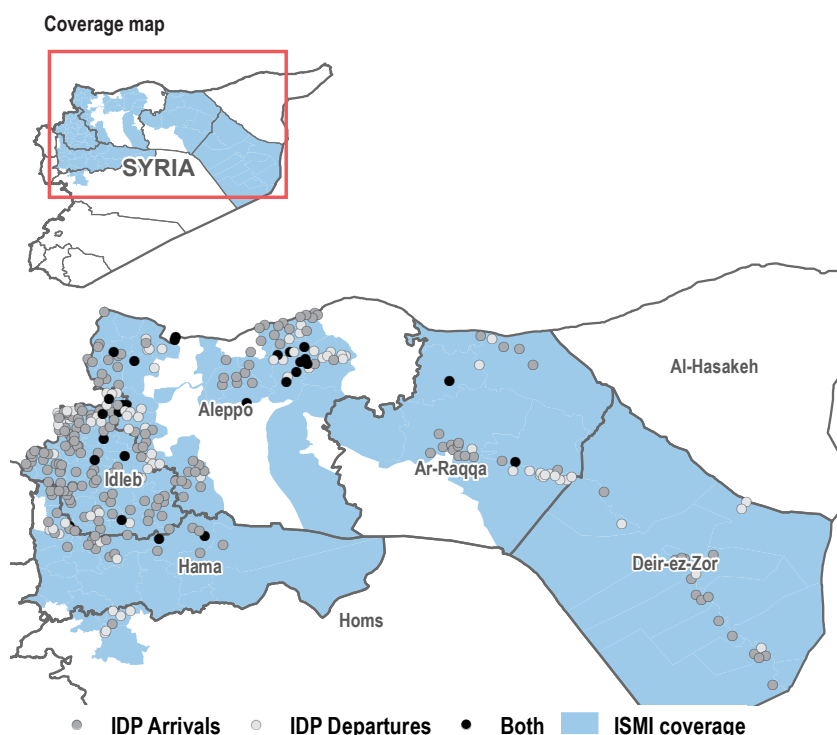


Table 1: Recorded IDP arrivals to ISMI-covered communities, by governorate, 1 - 15 August 2017

GOVERNORATE	IDP ARRIVALS						16-31 July
	Reported arrivals (# IDPs)	Communities with largest IDP arrivals (# IDPs)		Most common origins ² of IDP arrivals (# IDPs)		Change from last two weeks	Reported arrivals (# IDPs)
Ar-Raqqa	14,035	Karama (6,000)	Hamrat Balasim (1,750)	Ar-Raqqa (1,904)	Maadan (1,834)	↑	4,851
Idleb	12,277	Maaret Elekhwan (1,766)	Idleb (1,008)	As-Saan (2,633)	Maaret Elekhwan (2,087)	↑	7,345
Aleppo	8,202	Shamarin (1,740)	Menbij (972)	Ein Issa (1,809)	Ar-Raqqa (634)	↑	7,016
Deir-ez-Zor	1,600	Al Mayadin (360)	Abu Kamal (250)	Maadan (350)	Sabka (198)	↑	831
Hama	888	Murak (75)	Kafr Zeita (72)	Halfaya and Hama (each 112)	Damascus (66)	↑	713
Homs	23	Talbiseh (23)	NA	Homs (23)	NA	↓	42

Table 2: Recorded IDP departures from ISMI-covered communities, by governorate, 1 - 15 August 2017

GOVERNORATE	IDP DEPARTURES						16-31 July
	Reported departures (# IDPs)	Communities with largest IDP departures (# IDPs)		Most common destinations ³ of IDP departures (# IDPs)		Change from last two weeks	Reported departures (# IDPs)
Ar-Raqqa	8,565	Ein Issa (1,744)	Karama (1,620)	Karama (2,021)	Menbij (570)	↑	2,237
Idleb	8,249	Qah (1,800)	Dana (1,518)	Madiq Castle (795)	Jarablus (776)	↑	6,342
Aleppo	7,922	Shmarekh (2,205)	Menbij (1,902)	Maskana - Onaiza (258)	Dayr Hafir (234)	↑	5,977
Deir-ez-Zor	315	Basira (126)	Moeijel (91)	Shaddadah (126)	Dar'a (30)	↑	220
Hama	306	Maar Dis (65)	Sehriyeh and Latmin (each 42)	Kafr Nabutha (115)	Kafr Zeita (66)	↑	205
Homs	96	Zafaraniya (30)	Hobub Elrih (25)	Homs (30)	Jawalek (25)	↓	159

¹ OCHA, Syria: Response to the Evacuation from Aarsal/Flita Mountains to North-western Syria, (as of 11 August 2017).

² Location of origin refers to the most recent location from which IDPs have departed.

³ The ISMI bi-weekly displacement summary tracks only displacements which occur inside Syria.

AR-RAQQA GOVERNORATE

Recorded IDP arrivals

- 14,035 IDPs
- % of arrivals from other governorates: 9%

Most common shelter of newly arrived IDPs

- Hosted (7,829 IDPs)

Recorded IDP departures

- 8,565 IDPs
- % of departures to other governorates: 11%

Most common reasons for IDPs leaving Ar-Raqqa communities

- Escalation of conflict
- Reduced conflict in area of origin

In the first half of August, **14,035 IDPs** arrived to ISMI-covered communities in Ar-Raqqa governorate, mostly commonly from Sabka and Maadan sub-districts (Figure 2). Meanwhile, **8,565 IDPs** were recorded departing ISMI-covered communities in Ar-Raqqa, most commonly Maadan (2,987) sub-district.

Figure 1: Ar-Raqqa sub-districts receiving IDP arrivals (# IDPs)



Map 1: Displacement in Ar-Raqqa governorate

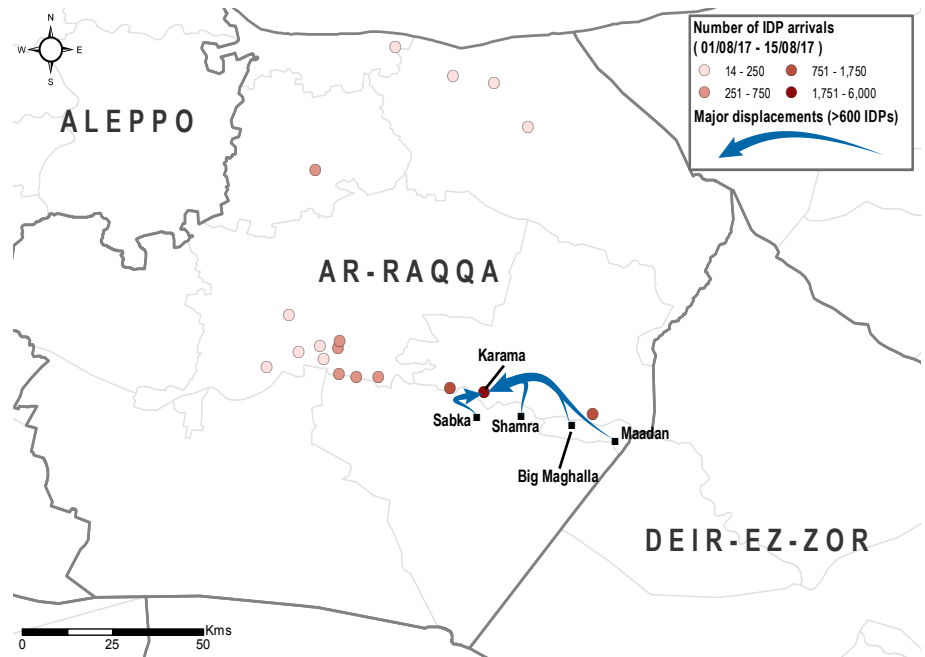


Figure 2: Most common sub-districts of origin of arrivals¹ (# IDPs)

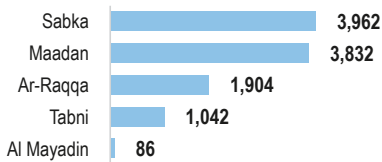
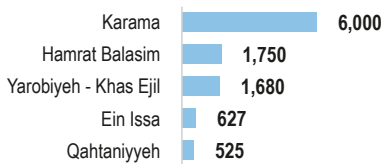


Figure 3: Five ISMI-covered communities receiving largest IDP arrivals (# IDPs)



DEIR-EZ-ZOR GOVERNORATE

A total of **1,600 IDPs** were recorded arriving to ISMI-covered communities in Deir-ez-Zor governorate between 1 and 15 August, the vast majority travelled from areas in neighbouring Ar-Raqqa governorate (Figure 6). During the same period, a total of **315 IDPs** left communities in Deir-ez-Zor.

Figure 4: Deir-ez-Zor sub-districts receiving IDP arrivals (# IDPs)

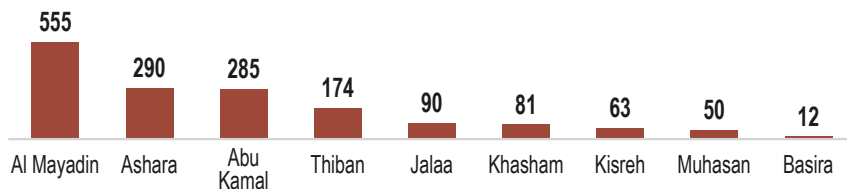


Figure 5: Five ISMI-covered communities receiving largest IDP arrivals (# IDPs)

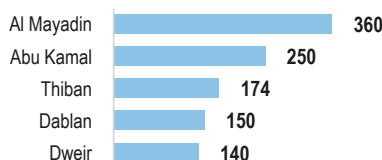
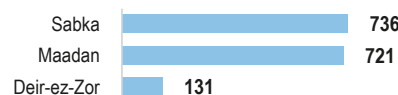


Figure 6: Most common sub-districts of origin of arrivals (# IDPs)



Recorded IDP arrivals

- 1,600 IDPs
- % of arrivals from other governorates: 91%

Most common shelter of newly arrived IDPs

- Rented/owned housing (992 IDPs)
- Hosted (373 IDPs)

Recorded IDP departures

- 315 IDPs
- % of departures to other governorates: 78%

Most common reasons for IDPs leaving Deir-ez-Zor communities

- Loss of assets
- Safety and security situation in the community compared to elsewhere

IDLEB GOVERNORATE

Recorded IDP arrivals

- 12,277 IDPs
- % of arrivals from other governorates: 54%

Most common shelter of newly arrived IDPs

- Rented/owned housing (4,936 IDPs)
- Hosted (3,237 IDPs)

Recorded IDP departures

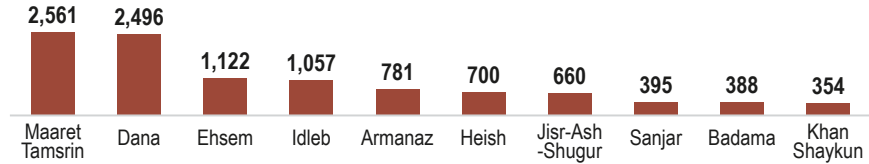
- 8,249 IDPs
- % of departures to other governorates: 64%

Most common reasons for IDPs leaving Idleb communities

- Reduced conflict in area of origin
- Improved safety and security situation in area of origin

ISMI-covered communities in Idleb governorate witnessed the arrival of 12,277 IDPs in the first half of August. The largest numbers of arrivals came from **As-Saan (2,728)** and **Maaret Tamsrin (2,656)** sub-district (Figure 7). Meanwhile, 8,249 IDPs left ISMI-covered communities in Idleb.

Figure 7: Idleb sub-districts receiving the largest IDP arrivals (# IDPs)



Map 2: Major displacement to and across Idleb governorate

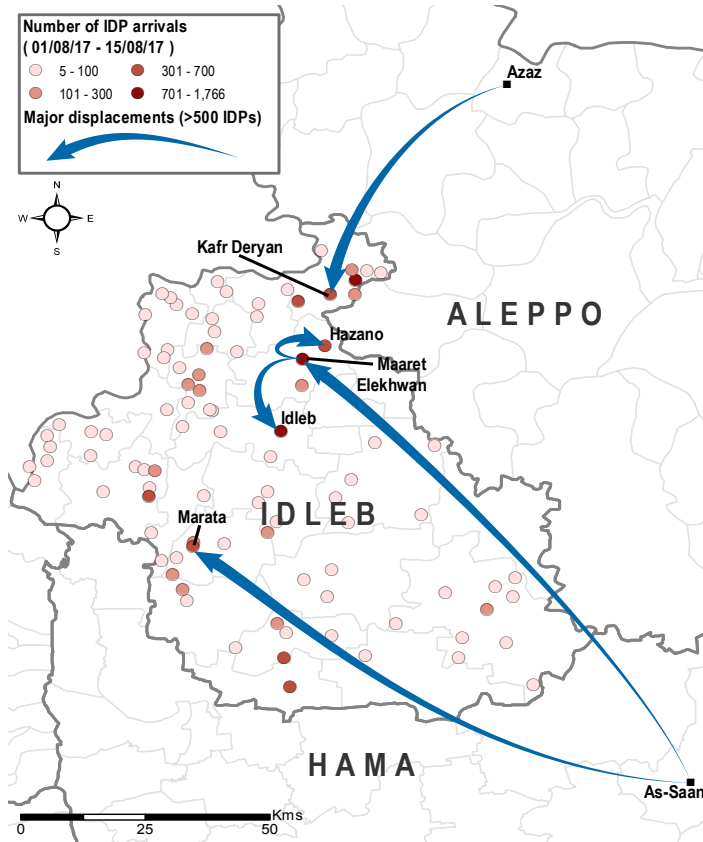


Figure 8: Five most common sub-districts of origin of arrivals (# IDPs)

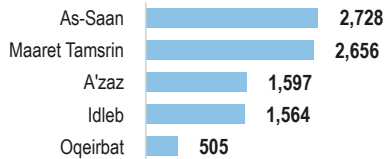
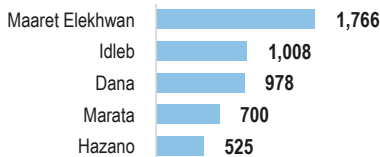


Figure 9: Five ISMI-covered communities receiving largest IDP arrivals (# IDPs)



ALEPPO GOVERNORATE

A total of 8,202 IDPs were recorded arriving to ISMI-covered communities in Aleppo governorate between 1 and 15 August, one third travelling from **Ar-Raqqa (2,849)** governorate. Meanwhile, 7,922 IDPs left ISMI-covered Aleppo communities, almost all were travelling to elsewhere in the governorate.

Figure 10: Aleppo sub-districts receiving the largest IDP arrivals (# IDPs)

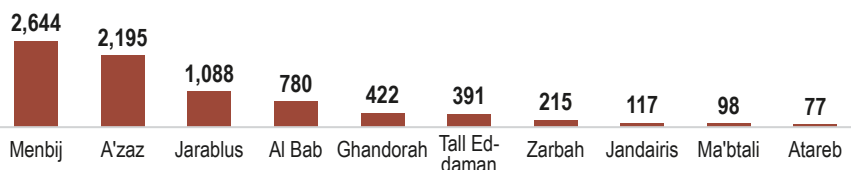


Figure 11: Five ISMI-covered communities receiving largest IDP arrivals (# IDPs)

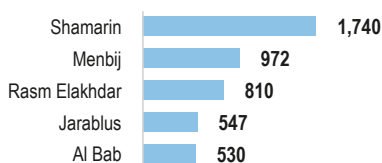
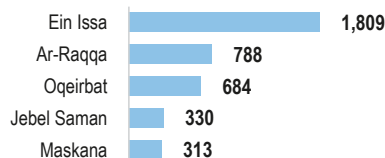


Figure 12: Most common sub-districts of origin of arrivals (# IDPs)



Recorded IDP arrivals

- 8,202 IDPs
- % of arrivals from other governorates: 58%

Most common shelter of newly arrived IDPs

- Hosted (2,007 IDPs)
- Individual tents (1,703 IDPs)

Recorded IDP departures

- 7,922 IDPs
- % of departures to other governorates: 2%

Most common reasons for IDPs leaving Aleppo communities

- Reduced conflict in area of origin
- Improved safety and security in area of origin

HAMA GOVERNORATE

Recorded IDP arrivals

- 888 IDPs

% of arrivals from other governorates

- 33%

Most common shelter of newly arrived IDPs

- Hosted (424 IDPs)
- Rented/owned housing (265 IDPs)

Recorded IDP departures

- 306 IDPs

% of departures to other governorates

- 14%

Most common reasons for IDPs leaving Hama communities

- Loss of income
- Current location is intended as transit only

A total of **888 IDPs** arrived to ISMI-covered communities in Hama between 1 and 15 August. A total of **306 IDP departures** from ISMI-covered areas in Hama were recorded in the same period.

Figure 13: Hama sub-districts receiving IDP arrivals (# IDPs)

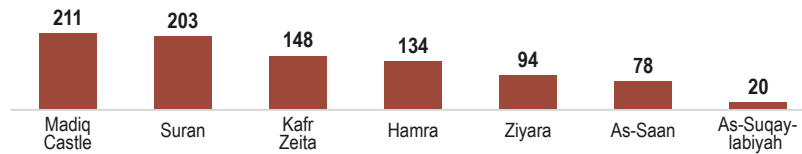


Figure 14: Five most common sub-districts of origin of arrivals (# IDPs)

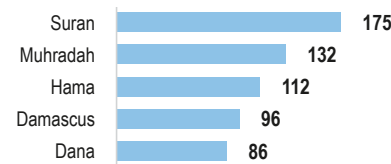


Figure 15: Five ISMI-covered communities receiving largest IDP arrivals (# IDPs)



HOMS GOVERNORATE

Between 1 and 15 August, **23 IDP arrivals** were recorded in ISMI-covered Homs communities. Simultaneously, a total of **96 IDPs** were recorded leaving ISMI-covered communities in Homs, with all of them intending to travel elsewhere within the governorate.

Figure 16: Homs sub-districts receiving IDP arrivals (# IDPs)

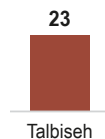


Figure 17: ISMI-covered communities receiving largest IDP arrivals³ (# IDPs)



Figure 18: Sub-districts of origin of arrivals (# IDPs)



Recorded IDP arrivals

- 23 IDPs

% of arrivals from other governorates

- 0%

Most common shelter of newly arrived IDPs

- Rented/owned housing (20 IDPs)

Recorded IDP departures

- 96 IDPs

% of departures to other governorates

- 0%

Most common reasons for IDPs leaving Homs communities

- Improved safety and security in area of origin
- Family reunification elsewhere

About ISMI & This Factsheet

The **IDP Situation Monitoring Initiative (ISMI)** is an initiative of the Camp Coordination and Camp Management (CCCM) Cluster, implemented by REACH and supported by Syria Relief Network (SRN) and other cluster members.

Following a baseline assessment conducted between 23 October and 21 November 2016, weekly/bi-weekly data collection cycles have been initiated to provide regular updates on IDP movements. Based on 1,183 communities in the governorates of Aleppo, Ar-Raqqa, Deir-ez-Zor, Hama, Homs and Idlib during the baseline, this factsheet presents a summary of reported inward and outward movements of IDPs in the month of August 2017. **From 1 to 15 August 2017, such displacements were reported in 314 communities out of all ISMI-covered communities.**

Displacement was identified through an extensive key informant (KI) network, either through alerts initiated by KIs or follow-up by enumerators. A range of 2-3 KIs were interviewed in each community, while collected information was further triangulated through other sources, including CCCM member data and humanitarian updates. This approach allows for regular updates on IDP movements at a community level across ISMI coverage areas. However, movement updates are limited to areas covered by ISMI and there are, therefore, displacements that are not reported here.

An initiative of



Feedback: CCCM Cluster

Northern Syria

Email: syria.cross.border.info@cccmcluster.org

www.globalccmcluster.org

Info: <http://www.globalccmcluster.org>

<https://www.humanitarianresponse.info>

Implemented by

