



(as of September 2021)

Key figures

- 65** Implementing Partner
- 56** Programme/ Technical Partner
- 60** Distinct Activities
- 34** Camps

Implementing Partner breakdown

17
International partners

45
National partners

3
UN

Activity Status
19,850

Total Activity
13,238

Ongoing activities

25
Planned activities
(with secured funding)

8
Planned activities
(with unsecured funding)

6,568
Completed activities

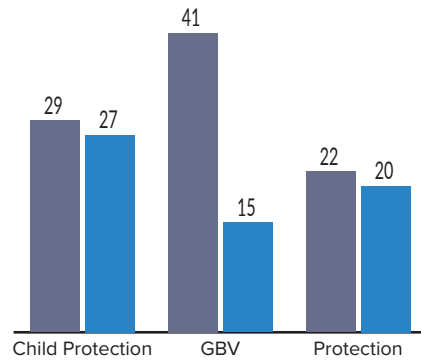
11
Cancelled

Information in this report is based on protection partner 5W reporting as of September 2021

Creation date: 13 October 2021

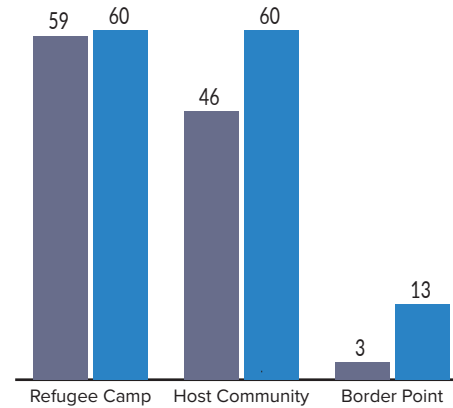
of distinct activities and partners per sub-sector

■ # of Distinct activities
■ # of Implementing partners

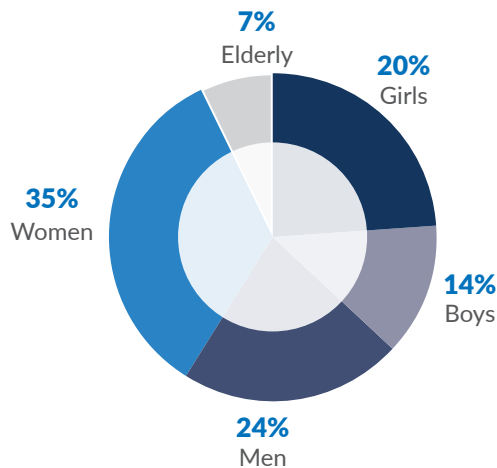


of distinct activities and partners per site

■ # of Distinct activities
■ # of Implementing partners

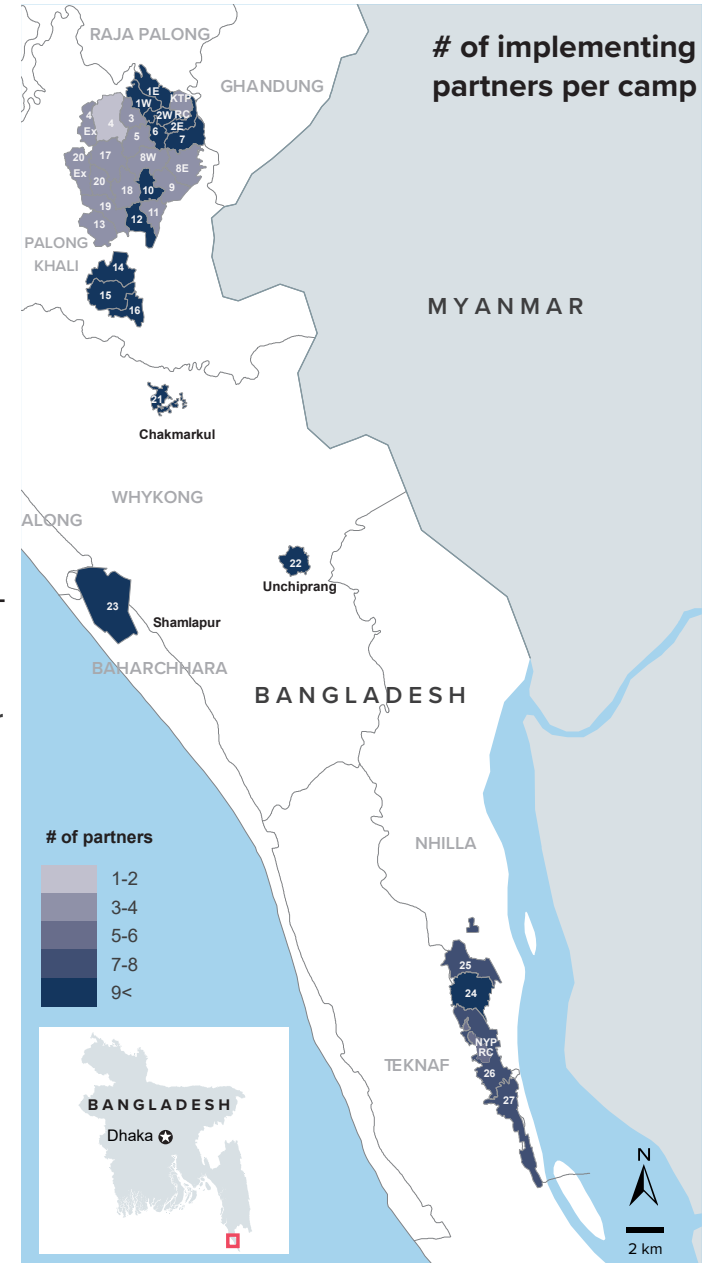
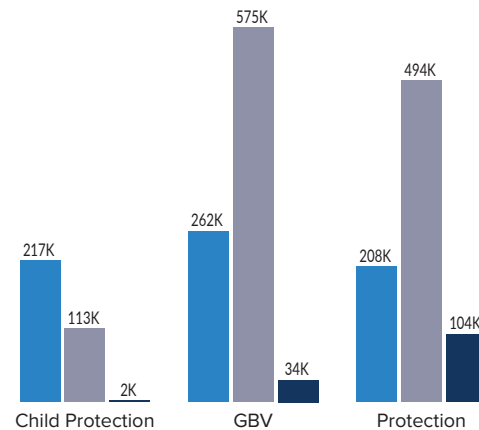


Age of beneficiaries



Breakdown of beneficiaries per sub-sector

■ Children ■ Adults ■ Elderly



The boundaries and names shown and the designations used on this map do not imply official endorsement or acceptance by the United Nations.