



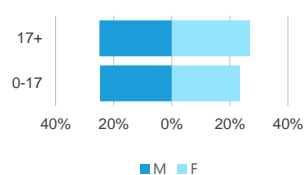
### BENEFICIARY PROFILE

**263,432** PEOPLE REACHED  
**298,338** PEOPLE TARGETED  
**14.1M** PEOPLE IN NEED



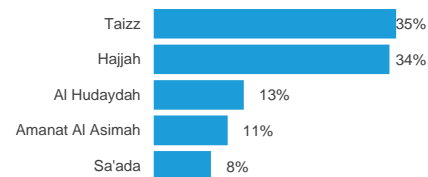
### DEMOGRAPHICS

# OF BENEFICIARIES BY AGE AND GENDER

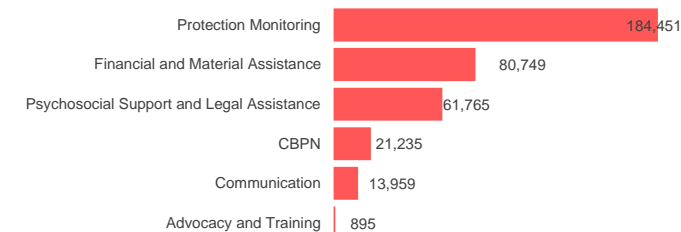


### PROTECTION CLUSTER ACTIVITIES

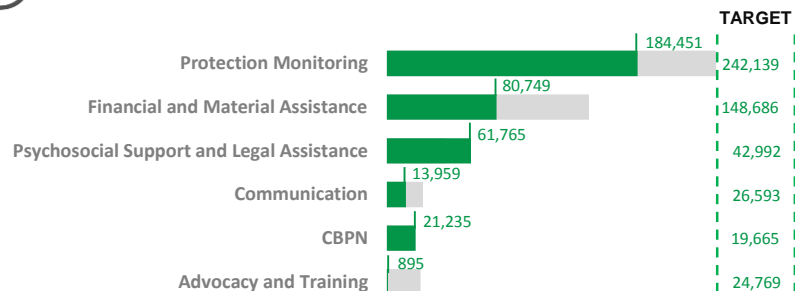
TOP 5 GOVERNORATES RECEIVED PROTECTION ACTIVITIES



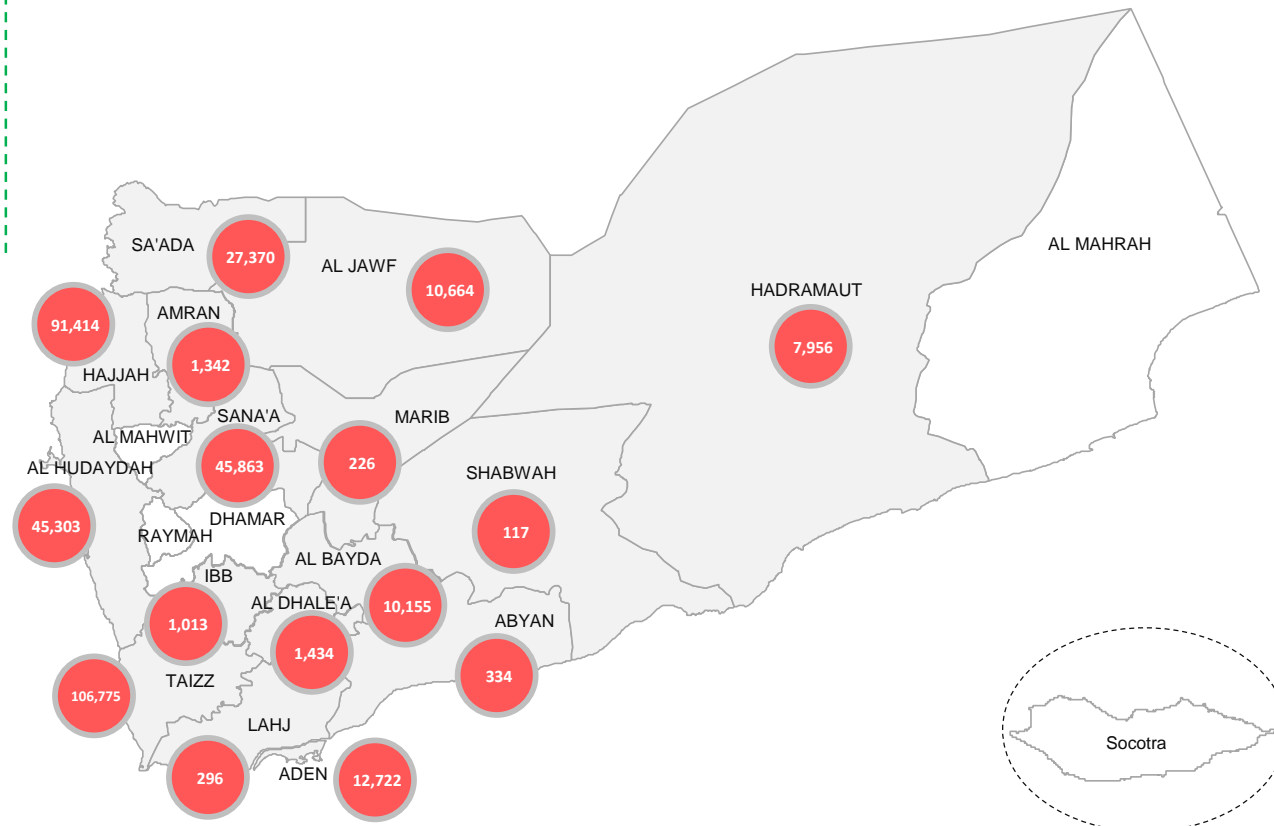
BENEFICIARIES PER ACTIVITY



### REACHED VS TARGETS



### BENEFICIARIES PER GOVERNORATE



### PARTNERSHIP

GOVERNORATE	NGO	INGO	UN
Abyan	1	2	2
Aden	2	2	3
Al Bayda	1	2	1
Al Dhale'e	1	2	1
Al Hudaydah	5	1	2
Al Jawf	2	1	1
Al Maharah			
Al Mahwet			
Amanat Al Asimah	3	2	3
Amran	3	2	1
Dhamar			
Hadramaut	1	2	1
Hajjah	5	1	2
Ibb	3	2	2
Lahj	1	2	1
Marib	2		1
Raymah			
Sa'ada	3	1	3
Sana'a	2	1	2
Shabwah		2	1
Socotra			
Taizz	3	2	3