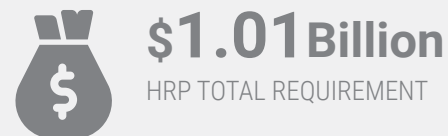



OVERVIEW

Since the launch of the 2021 Nigeria Humanitarian Response Plan (HRP), the total funding requirement needed to support the humanitarian response in the north-east is over \$US1billion. To date, a total of \$US224.8M has been received (22% of the total HRP requirement). Overall humanitarian funding received is \$US428.4 million, which reflects HRP and non-HRP funding of which \$US203.6 million were funds put towards priorities not highlighted in the HRP. The Food Security Sector (FSS) received the most funding so far at \$US68.1 million, followed by the Nutrition Sector at \$USD7.8 million and the Health Sector at \$US 8.5 million. Top HRP funding recipients are as follows: WFP, NHF, UNICEF, WHO and NRC. The top 5 donors in 2021, in order of contributions are: the USA, ECHACD, Germany, the UK and Canada. We are already in the third quarter of 2021 but funding is expected to increase as more contributions continue to come in. As Nigeria enters its lean season, immediate funding priorities are focused on preventing catastrophic food insecurity, and an operational plan involving health, nutrition, protection and WASH sectors.


HRP FUNDING



FUNDING




FUNDING BY RECIPIENT TYPE (MILLION \$)



* Reported funding without details of recipient organisation

OVERALL HUMANITARIAN FUNDING

\$428.4 Million
Total funding received to Nigeria



HUMANITARIAN FUNDING OVERVIEW (As of 8 July 2021)

REQUIREMENT AND FUNDING BY SECTOR

Sector	No. of Projects*	Funds Required (million \$)	Total funds received (million \$)**	Unmet requirements (million \$)	Coverage (%)
Food Security	26	354.1	68.1	286	19%
Nutrition	22	129.2	7.8	121.4	6%
Health	21	83.7	8.5	75.2	10%
Water, Sanitation and Hygiene	29	92.7	0	92.7	0%
Early Recovery and Livelihoods	21	65.6	10.1	55.5	15%
Shelter and Non Food Items	16	63.9	0	63.9	0%
Education	24	51.3	4.2	47.1	8%
Protection	63	91.3	3.5	87.8	4%
Logistics	1	30.7	17.5	13.2	57%
Displacement Management System	13	22.9	0	22.9	0%
Coordination and Support Services	5	18.9	4.8	14.1	25%
Emergency Telecommunications	1	1.97	0	1.97	0%

* Projects for multiple sectors not included

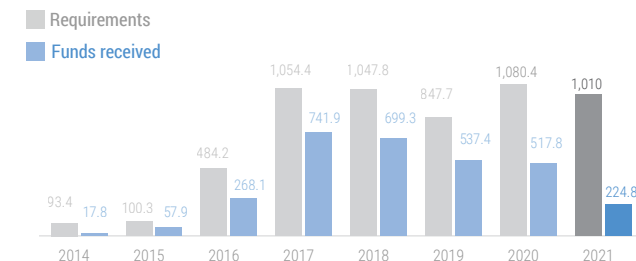
DONOR CONTRIBUTIONS (million \$)

Donor	Total funds contributed	Funds contributed through HRP*	Funds contributed out of HRP
United States of America	226.8	85.0	141.8
ECHACD ²	44.2	-	44.2
Germany	39.2	32.8	6.4
United Kingdom	24.0	24.0	-
Canada	21.3	18.9	2.4
Sweden	17.1	12.7	4.4
CERF ³	15.0	15.0	-
Japan	7.6	7.6	-
Belgium	7.3	7.3	-
Switzerland	6.8	3.4	3.4
UNDP ⁴	6.5	6.5	-
Others	12.6	11.6	1.0

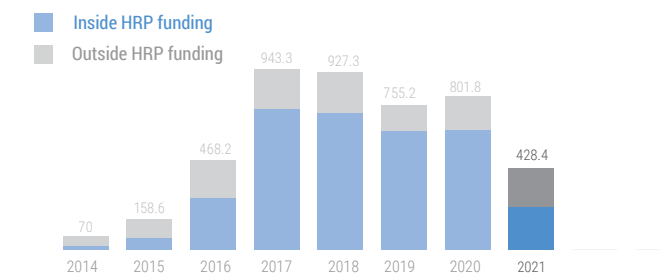
HRP FUNDING RECIPIENTS (million \$)



HRP FUNDING TRENDS (million \$)



INSIDE AND OUTSIDE HRP FUNDING TRENDS (million \$)



(1) Camp Coordination and Camp Management, (2) European Commission's Humanitarian Aid and Civil Protection Department, (3) Central Emergency Response Fund, (4) United Nations Development Programme Partners (donors, and appealing and implementing organisations) are encouraged to report their funding status to the Financial Tracking Service (FTS): <https://fts.unocha.org/content/report-contribution>