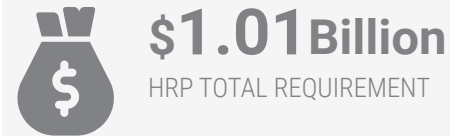


NIGERIA


OVERVIEW

The 2021 Humanitarian response plan (HRP) partners required over US\$ 1 billion to respond to the critical needs of the affected people in Borno, Adamawa and Yobe. To date, the generous donors have provided \$355 million, which represents 35 per cent of the total requirement. In addition, some organizations, including the UN, NGO and Red Cross Movement, have received 210.5 million outside the HRP. The multi-sectoral projects received the most significant funding at \$109.5 million, followed by Food Security at \$86.2 million and Nutrition at \$27.7 million. The US is the largest donor to the BAY states crisis so far in 2021 (\$162.5 million committed/contributed), followed by European Commission's Humanitarian Aid and Civil Protection Department (\$42.1 million) and Germany (\$39.3 million). Between them, these three donors have provided 68.8 per cent of total funding so far this year. The top five donors have provided 80.9 per cent of the total funds. With the cholera outbreak in the BAY states combined with the negative impact of the lean season, immediate funding is needed to prevent catastrophic food insecurity and alarming Health and WASH issues.

HRP FUNDING



FUNDING




FUNDING BY RECIPIENT TYPE (MILLION \$)



* Reported funding without details of recipient organisation

OVERALL HUMANITARIAN FUNDING

\$565.5 Million
Total funding received to Nigeria



HUMANITARIAN FUNDING OVERVIEW (As of 1 September 2021)



OCHA

REQUIREMENT AND FUNDING BY SECTOR

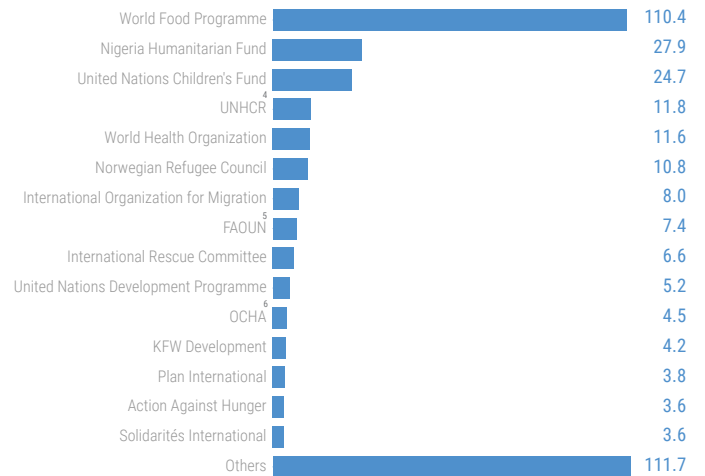
	No. of Projects	Funds Required (million \$)	Total funds received (million \$)**	Unmet requirements (million \$)	Coverage (%)
Food Security	26	354.1	86.2	267.9	24%
Nutrition	22	129.2	27.7	101.5	22%
Water, Sanitation and Hygiene	29	92.7	0.6	92.1	1%
Health	21	83.7	13.9	69.8	17%
Early Recovery and Livelihoods	21	65.6	10.1	55.5	15%
Shelter and Non Food Items	16	63.9	5.0	58.9	8%
Education	24	51.3	5.0	46.2	10%
Protection	63	91.3	16.5	74.8	18%
Logistics	1	30.7	16	14.7	52%
Camp Coordination & Camp Management	13	22.9	5.8	17.1	25%
Coordination and Support Services	5	18.9	6.5	12.4	52%
Emergency Telecommunications	1	1.97	0.8	1.2	40%

**Not specified 51.3 & Multi-sectors 109.5

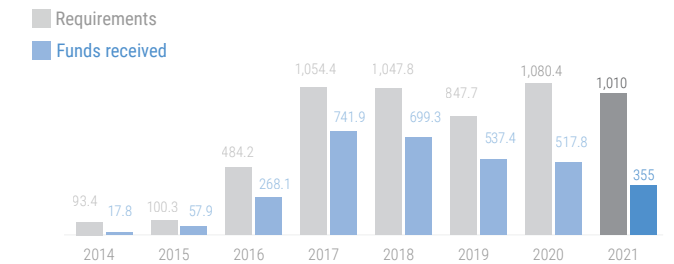
DONOR CONTRIBUTIONS (million \$)

	Total funds contributed	Funds contributed through HRP*	Funds contributed out of HRP
United States of America	330.4	162.6	167.9
ECHACD ¹	63.6	42.1	21.5
Germany	46.0	39.3	6.7
United Kingdom	24.0	24.0	-
Canada	21.5	18.9	2.5
Sweden	18.7	12.7	6.0
CERF ²	15.0	15.0	-
Japan	7.6	7.6	-
Belgium	7.3	7.3	-
Switzerland	6.8	3.4	3.4
UNDP ³	6.5	6.5	-
Others	18.7	15.6	3.2

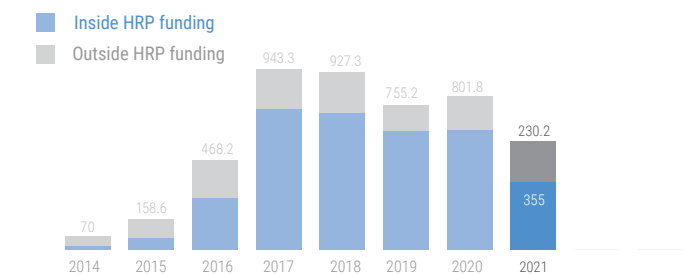
HRP FUNDING RECIPIENTS (million \$)



HRP FUNDING TRENDS (million \$)



INSIDE AND OUTSIDE HRP FUNDING TRENDS (million \$)



(1) European Commission's Humanitarian Aid & Civil Protection Department, (2) Central Emergency Response Fund, (3) United Nations Development Programme, (4) United Nations High Commissioner for Refugees, (5) Food & Agriculture Organization of the United Nations, (6) Office for the Coordination of Humanitarian Affairs. Partners (donors, and appealing and implementing organisations) are encouraged to report their funding status to the Financial Tracking Service (FTS): <https://fts.unocha.org/content/report-contribution>
Publication date: 1 September 2021 Sources: Financial Tracking System, Grant Management System Feedback: ochangaimu@un.org For more information: humanitarianresponse.info/operations/nigeria-unocha.org/nigeria-reliefweb.int/country/nga