



\$ 248 million
Required by projects listed in the 2016 Humanitarian Response Plan.

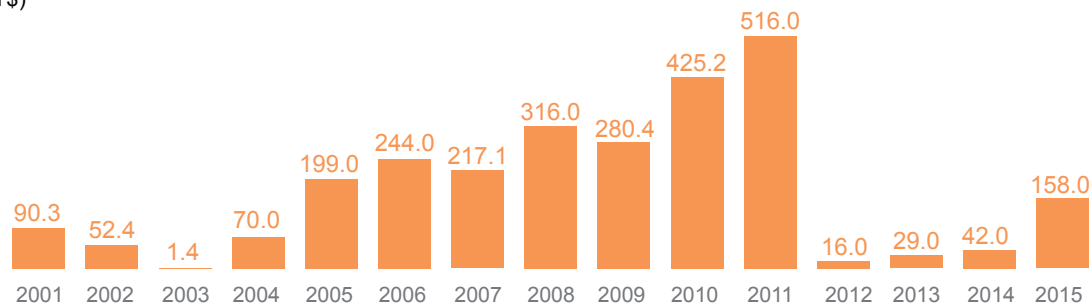
4%
2016 Humanitarian Response Plan coverage.

\$ 17 million
Total funding received: projects listed and not listed in the 2016 Humanitarian Response Plan.

\$10.9 million projects listed in the HRP
\$6.0 million projects not listed in the HRP

OVERALL FUNDING TO NIGERIA FROM 2001 TO 2015 (projects listed and not listed in the Appeal)

(million \$)

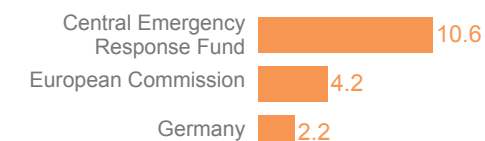


REQUIREMENT AND FUNDING PER SECTOR (projects listed in the 2016 Humanitarian Response Plan)

Requirement per sector (million \$)	Number of projects per sector	Per cent funded per sector		
		Funded million \$	Unmet million \$	
Food Security 71.4	16	0%	0.0	71.4
Protection 31.7	23	8%	2.5	29.2
Emergency Shelter and Non Food Items 27.7	10	14%	4.0	23.7
Health 24.7	8	4%	1.0	23.7
Water And Sanitation 21.2	8	11%	2.4	18.8
Early Recovery 18.9	4	0%	0.0	18.9
Education 16.6	11	0%	0.0	16.6
Coordination and Support Services 15.7	4	0%	0.0	15.7
Nutrition 15.5	5	6%	1.0	14.5
Camp Coordination and Camp Management 4.5	2	0%	0.0	4.5

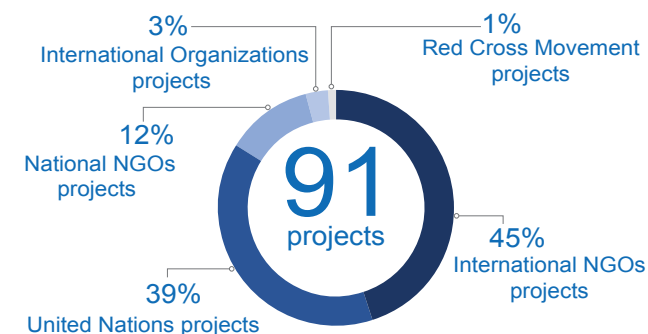
TOTAL FUNDING PER DONOR IN 2016

Projects listed and not listed in the Appeal (million \$)



PARTNERS AND PROJECTS IN THE HRP 2016

35 organizations
with projects in the Humanitarian Response Plan



Note: 1.2 million Outstanding Pledges from Sweden and United States