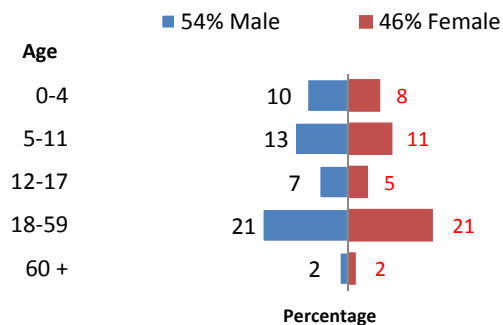
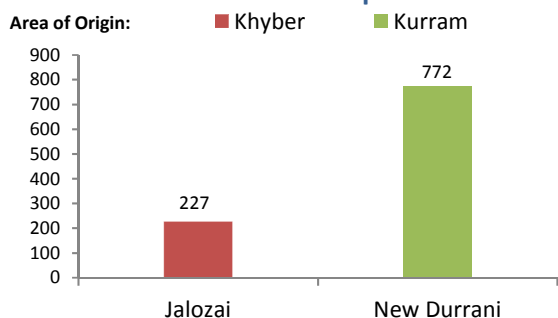


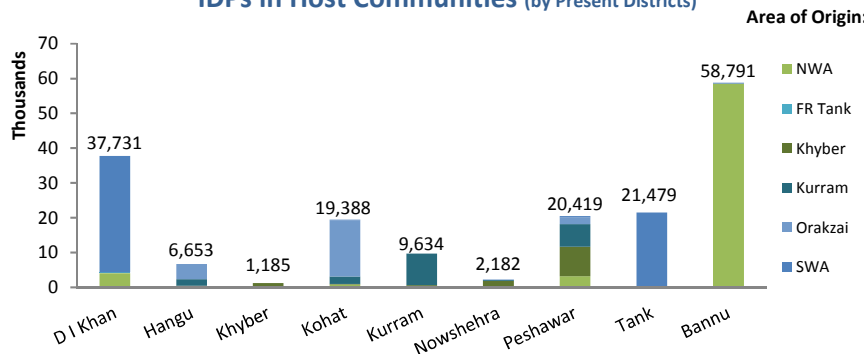
Age-Gender Breakdown



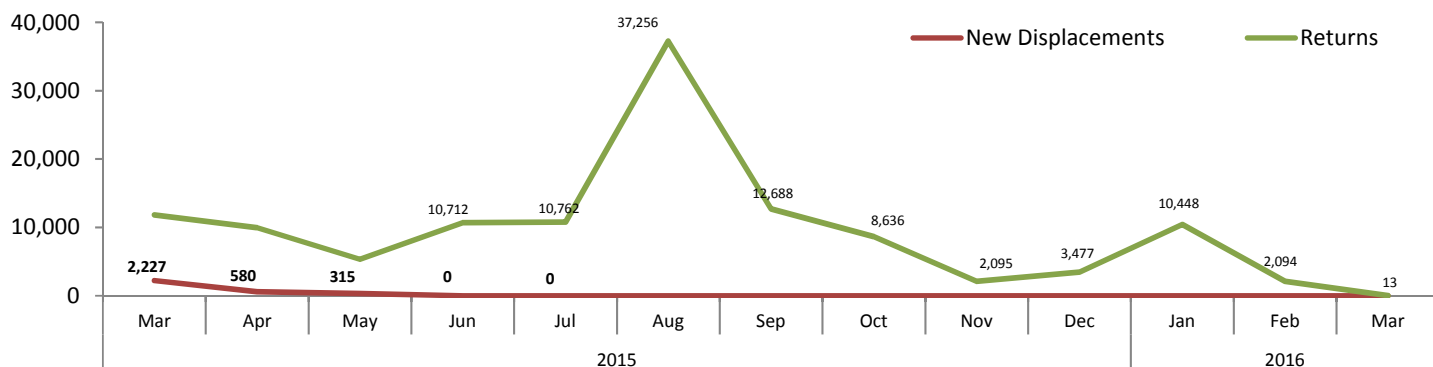
IDPs in Camps



IDPs in Host Communities (by Present Districts)



Displacement and Return Trends



Currently Registered IDP Families by Location (Camp and Off-Camp)

Present Location		Area of Origin						Total Families	% of Total
		NWA	FR Tank	Khyber	Kurram	Orakzai	SWA		
D I Khan	Off Camp	3,986	322				33,423	37,731	21%
Hangu	Camp							0	0%
	Off Camp	363		39	1,929	4,322		6,653	4%
	Sub-Total	363		39	1,929	4,322	0	6,653	4%
Khyber Agency	Off Camp	11		1,174				1,185	1%
Kohat	Off Camp	758		206	2,125	16,193	106	19,388	11%
Kurram	Camp			3	769			772	0%
	Off Camp	9		615	9,010			9,634	5%
	Sub-Total	9		618	9,779			10,406	6%
Nowshehra	Camp			227				227	0%
	Off Camp	136		1,692	251	90	13	2,182	1%
	Sub-Total	136		1,919	251	90	13	2,409	1%
Peshawar	Off Camp	3,170		8,481	6,441	1,893	434	20,419	11%
Tank	Off Camp	42					21,437	21,479	12%
Bannu	Off Camp	58,514					277	58,791	33%
Grand Total		66,989	322	12,437	20,525	22,498	55,690	178,461	100%

- Population of Jalozai camp has reduced following returns to Sipah tribe, Khyber agency
- 13 IDP families returned with VRF to North Waziristan in March. The figures do not include unregistered returnees facilitated by the Govt. of Pakistan
- IDP Population reflects the total number of registered displaced families verified by NADRA