

23 April 2011

Please visit the website below for more information

www.migration-crisis.com/libya

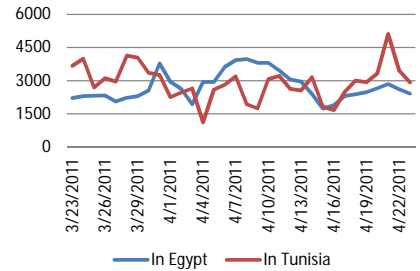
MIGRATION FLOW

CROSS BORDER MOVEMENT ARRIVALS

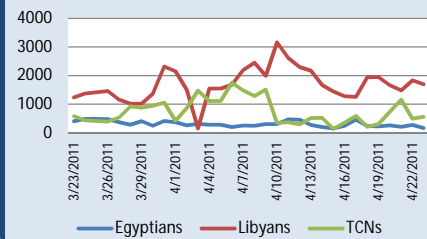
Arrived In	Nationality	22 Apr 2011		23 Apr 2011	
		Daily	Cumulative	Daily	Cumulative
Egypt	Egyptians	278	86,697	168	86,865
	Libyans	1,832	78,267	1,690	79,957
	TCNs	496	65,509	557	66,066
	Total	2,606	230,473	2,415	232,888
Tunisia*	Tunisians	666	24,459	794	25,253
	Libyans	2,516	77,276	1,964	79,240
	TCNs	274	172,147	164	172,311
	Total	3,456	273,882	2,922	276,804
Niger	Nigeriens	-	48,909	-	48,909
	TCNs	-	3,410	-	3,410
	Total	-	52,319	-	52,319
Algeria	Algerians	-	1,078	-	1,078
	Libyans	-	3,599	-	3,599
	TCNs	-	9,449	-	9,449
	Total	-	14,126	-	14,126
Chad ²	Chadians	343	16,299	-	16,299
	TCNs	10	238	-	238
	Total	353	16,537	-	16,537
Italy ¹	Total	-	4,076	-	4,076
Malta ¹	Total	-	1,106	-	1,106
Sudan	Total	-	2,800	-	2,800
TOTAL ARRIVAL		6,415	595,319	5,337	600,656
TOTAL TCN		780	250,753	721	251,474

* Figures have been adjusted in the field from previous day.
 1 - Number only reflects arrivals from Libya (and not from Tunisia).
 2 - Including figures recently received from Kalait, Chad.

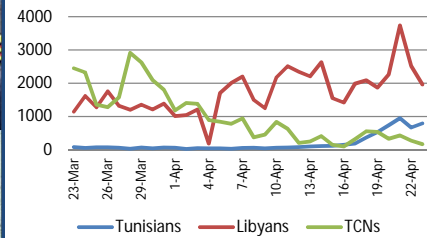
Timeline of Daily CBM Arrivals in Egypt and Tunisia



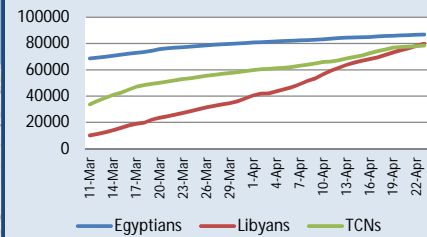
Breakdown of Cross Border Movement Arrivals in Egypt



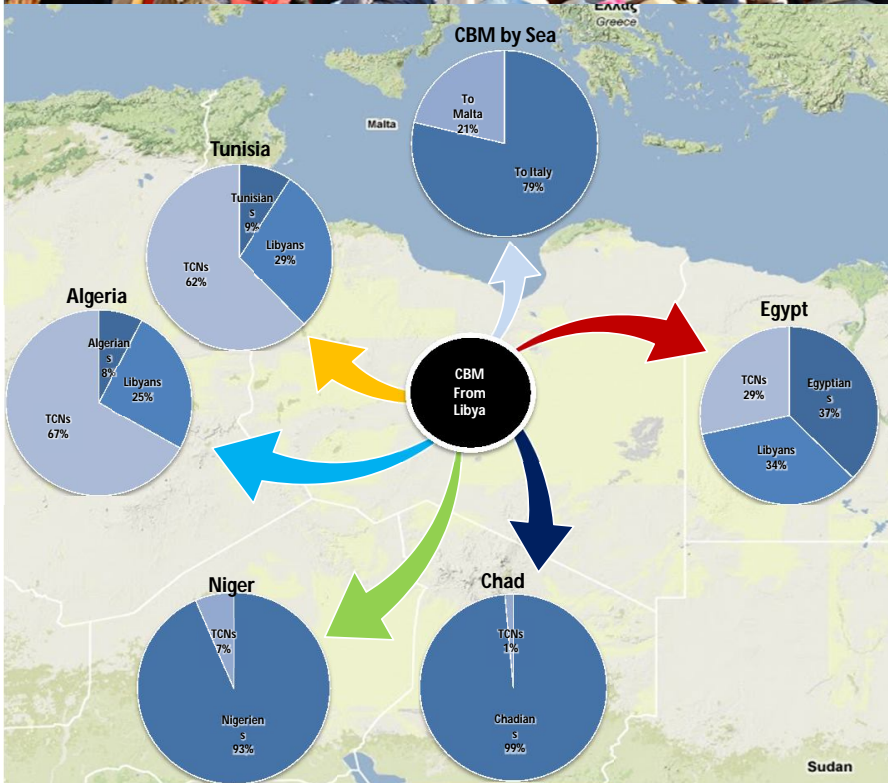
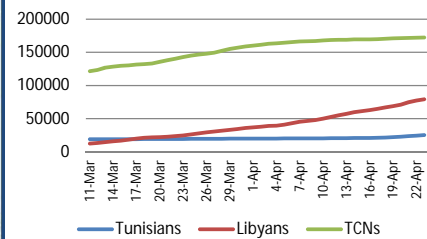
Breakdown of Cross Border Movement Arrivals in Tunisia



Accumulative Cross Border Movement Arrivals in Egypt



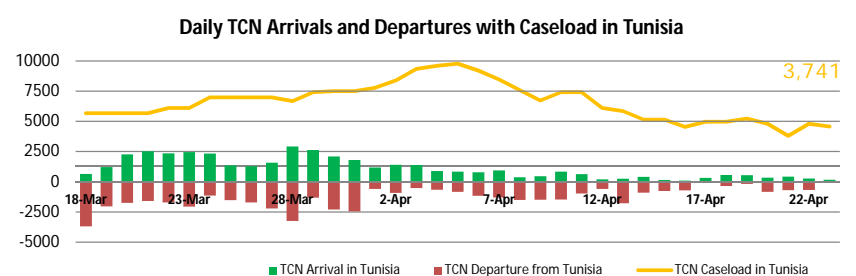
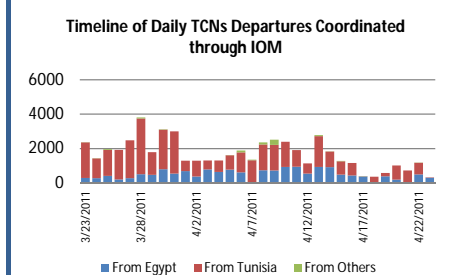
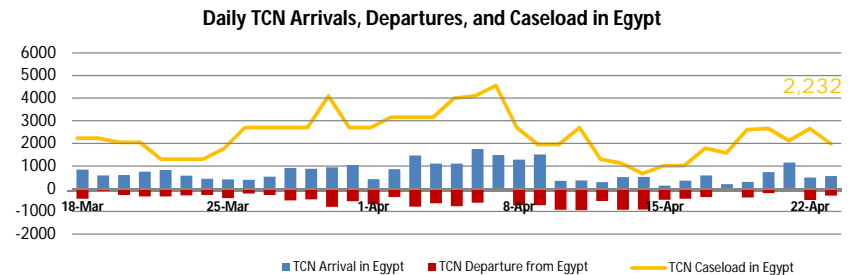
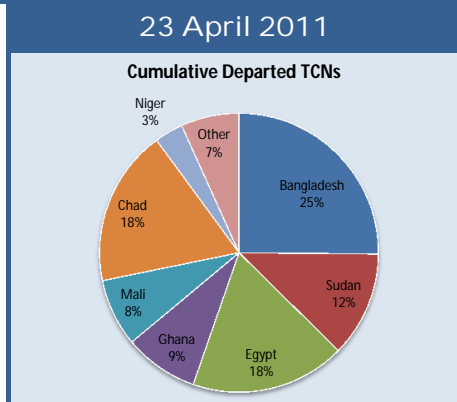
Accumulative Cross Border Movement Arrivals in Tunisia



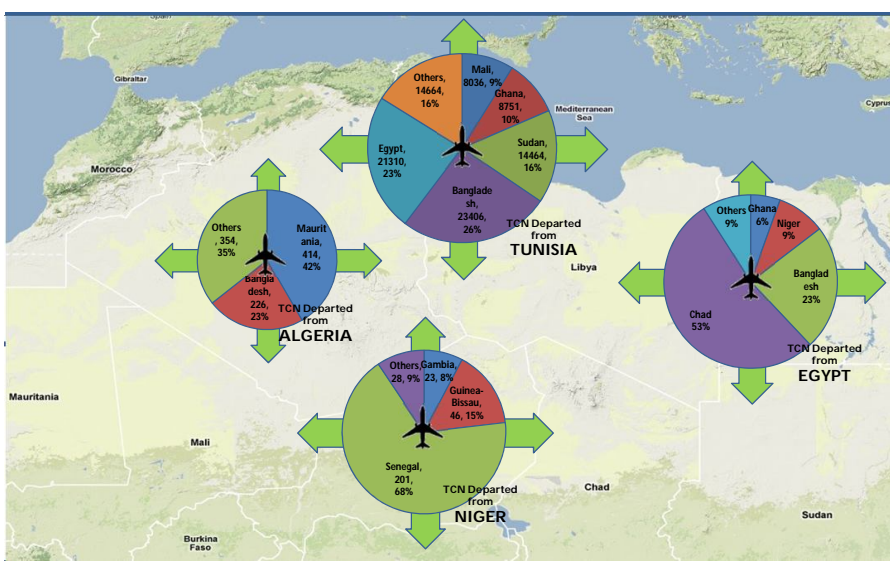


THIRD COUNTRY NATIONAL DEPARTURES					
Departed From	22 Apr 2011		23 Apr 2011		Estimated Caseload**
	Daily	Cumulative*	Daily	Cumulative*	
Egypt ¹	499	63,000	299	64,000	2,232
Tunisia ¹	679	165,798	30	166,212	3,741
Niger ²	9	3,201	-	3,201	245
Other Countries	-	1,125	-	1,125	1,240
TOTAL DEPARTURE	1,187	233,124	329	234,538	7,458

1 - Figures have been adjusted in comparison to numbers reported yesterday.
 2 - Figures as of today for Niger will only reflect international evacuation of TCNs and no longer on ground transport from Dirkou.
 * Estimates including departures not coordinated by IOM.
 ** This number does not reflect camp population in Tunisia, it reflects the number that IOM believes requires evacuation assistance, and includes those that do not transit through the Camps.



- #### Departed Third Country Nationals
- 29,849 Bangladesh
 - 688 Burkina Faso
 - 85 Cameroon
 - 44 Central African Rep
 - 21,529 Chad
 - 32 Cote Divoire
 - 21,310 Egypt
 - 183 Ethiopia
 - 61 Gambia
 - 10,219 Ghana
 - 622 Guinea
 - 81 Guinea-Bissau
 - 32 Lebanon
 - 9,309 Mali
 - 613 Mauritania
 - 1,637 Morocco
 - 51 Nepal
 - 3,942 Niger
 - 1,505 Nigeria
 - 477 Pakistan
 - 668 Philippines
 - 248 Senegal
 - 42 Sierra Leone
 - 38 Sri Lanka
 - 14,511 Sudan
 - 291 Togo
 - 554 Vietnam
 - 65 Other



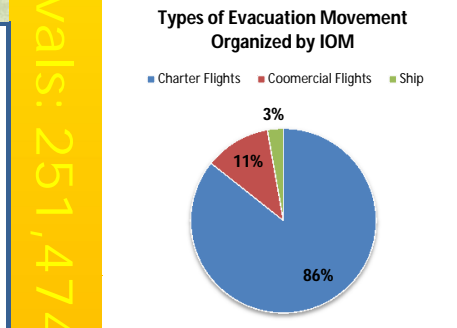
936 recorded flights

117,231 recorded passengers

1 recorded ship

1,455 recorded passengers

Coordinated Departures Summary			
No. of Passengers		Total Departed	Total Booked
Paid By	Movement Type		
IOM	Charter Flights	44,635	186
	Coomercial Flights	5,988	353
	Ship	1,455	-
Total IOM		52,078	539
UNHCR		29,539	-
Donor In-Kind		37,069	354
Grand Total		118,686	893



Cumulative TCN Arrivals: 251,474