

PMT Mogadishu Dashboard

Last Updated 03/02/2012 11:56

Total estimate displacements from Mogadishu

7,200

Total Displacements Nationwide

54,000

Leaving the City To Areas Within Mogadishu

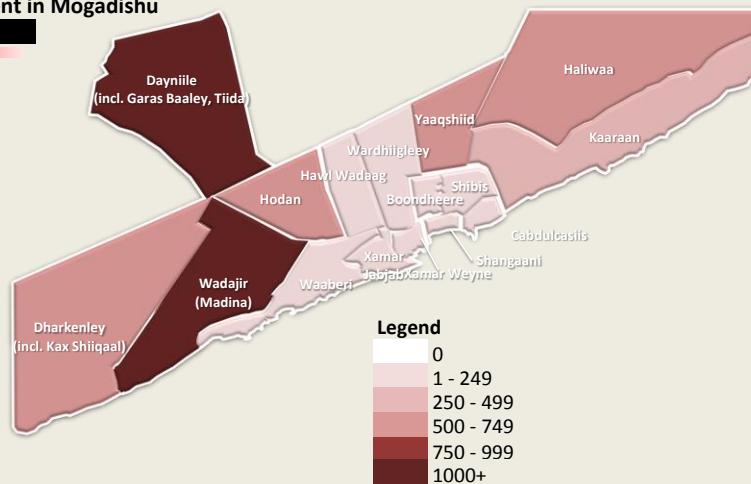
2,500

4,800

From **1 Dec 2011 to date**

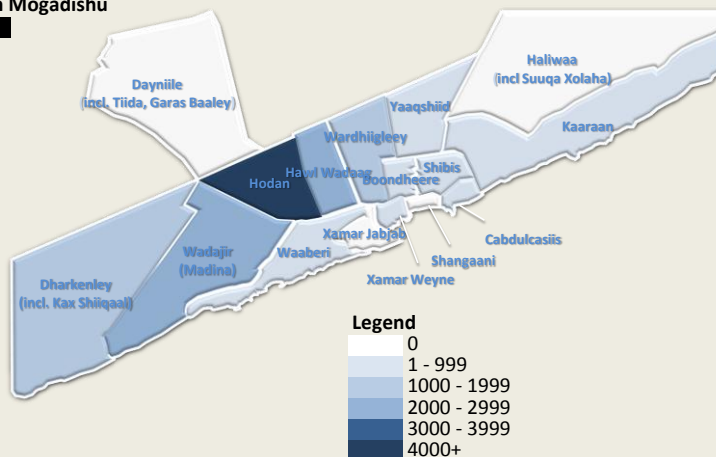
Sources of Displacement in Mogadishu

District	Displacement
Dayniile	1,840
Wadajir	1,080
Haliwaa	730
Dharkenley	720
Banadir	680
Yaaqshiid	530
Hodan	530
Kaaraan	320
Xamar Weyne	220
Wardhiigley	200
Waaberi	150
Xamar Jabjab	130
Hawl Wadaag	60
Boondheere	30
Shangaani	10
Cabdulcasiiis	10
Shibis	10

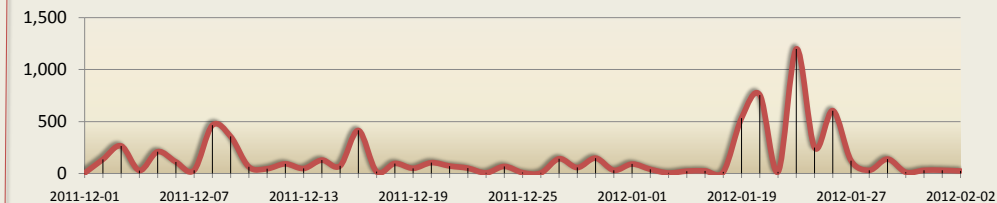


Areas Receiving IDPs within Mogadishu

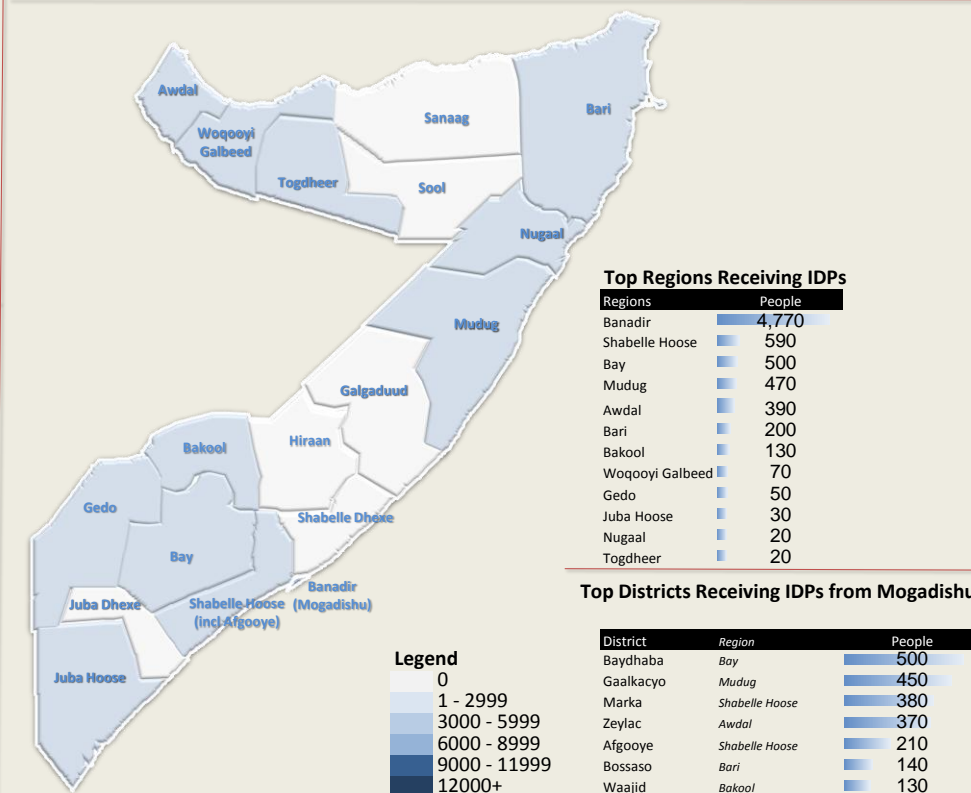
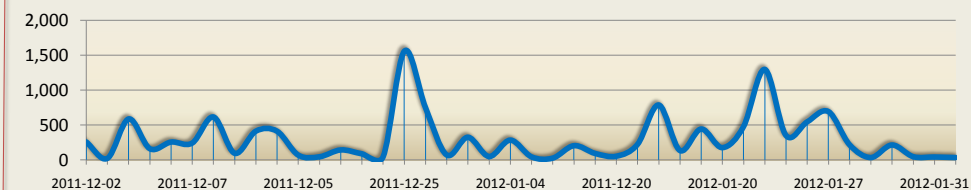
District	People
Hodan	4,830
Wadajir	2,630
Hawl Wadaag	2,460
Dharkenley	1,910
Banadir	1,540
Wardhiigley	1,220
Yaaqshiid	710
Cabdulcasiiis	700
Boondheere	460
Kaaraan	430
Shibis	350
Xamar Weyne	130
Waaberi	80
Dayniile	0
Haliwaa	0
Shangaani	0
Xamar Jabjab	0



Graph of Displacement from Mogadishu



Graph of Displacements to Mogadishu



Top Regions Receiving IDPs

Regions	People
Banadir	4,770
Shabelle Hoose	590
Bay	500
Mudug	470
Awdal	390
Bari	200
Bakool	130
Woqooyi Galbeed	70
Gedo	50
Juba Hoose	30
Nugaal	20
Togdheer	20

Top Districts Receiving IDPs from Mogadishu

District	Region	People
Baydhaba	Bay	500
Gaalkacyo	Mudug	450
Marka	Shabelle Hoose	380
Zeylac	Awdal	370
Afgooye	Shabelle Hoose	210
Bossaso	Bari	140
Waaajid	Bakool	130
Hargeysa	Woqooyi Galbeed	70



For more information, contact:
 Needham Andreas - (PI Officer/Executive Assistant)-needham@unhcr.org
 Matthew Smawfield - Operations Data Manager - smawfie@unhcr.org

Data on displacement is obtained from the IASC Somalia Population Movement Tracking system

PMT/PMN is funded by



European Commission Humanitarian Aid



The People of Japan