

Population Movement Tracking Monthly Report

December, 2011

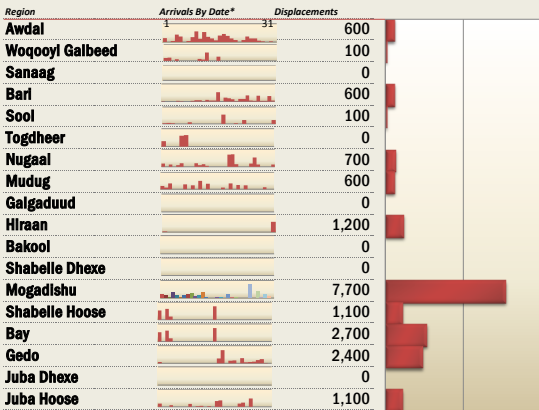


In December, the movement trends in Somalia increased from 8,000 movements in November to 19,000, mainly as a result of IDPs returning to their places of origin (7,800) but also due to insecurity (5,400). Majority (3,900) of the returning IDPs were reported in Mogadishu and increase of 400 from the previous month. Lack of livelihood, sanitation and shelter, hidden IEDs and sporadic fighting prevented most from returning to their places of origin, holding IDPs in settlements closer to the places of origin. PMT recorded an increasing trend of Somali refugees from Ethiopia and Kenya returning to Somalia in order to farm their land. Some 350 Somali refugees arrived in Baardheere (150), Belet Xaawo (187) and Qansax Dhere (148) to harvest crops in the field. Furthermore, 300 individuals were forcefully returned from Saudi Arabia to Mogadishu. Additionally, heavy fighting erupted between forces affiliated with TFG and Al Shabaab militias in various regions in South Central Somalia including Galgaduud, Banadir and Lower Juba, provoking displacement of local residents. In Belet Weyne, over 1,100 individuals were displaced within the district due to increased military activities. Armed conflict also continued between Al Shabaab and forces supporting the TFG in Lower Juba, including aerial bombardment resulting in a

Total Displacements within Somalia

19,000 nationwide

Areas Receiving IDPs



* Arrivals by Date shows roughly when IDPs arrived during the month.

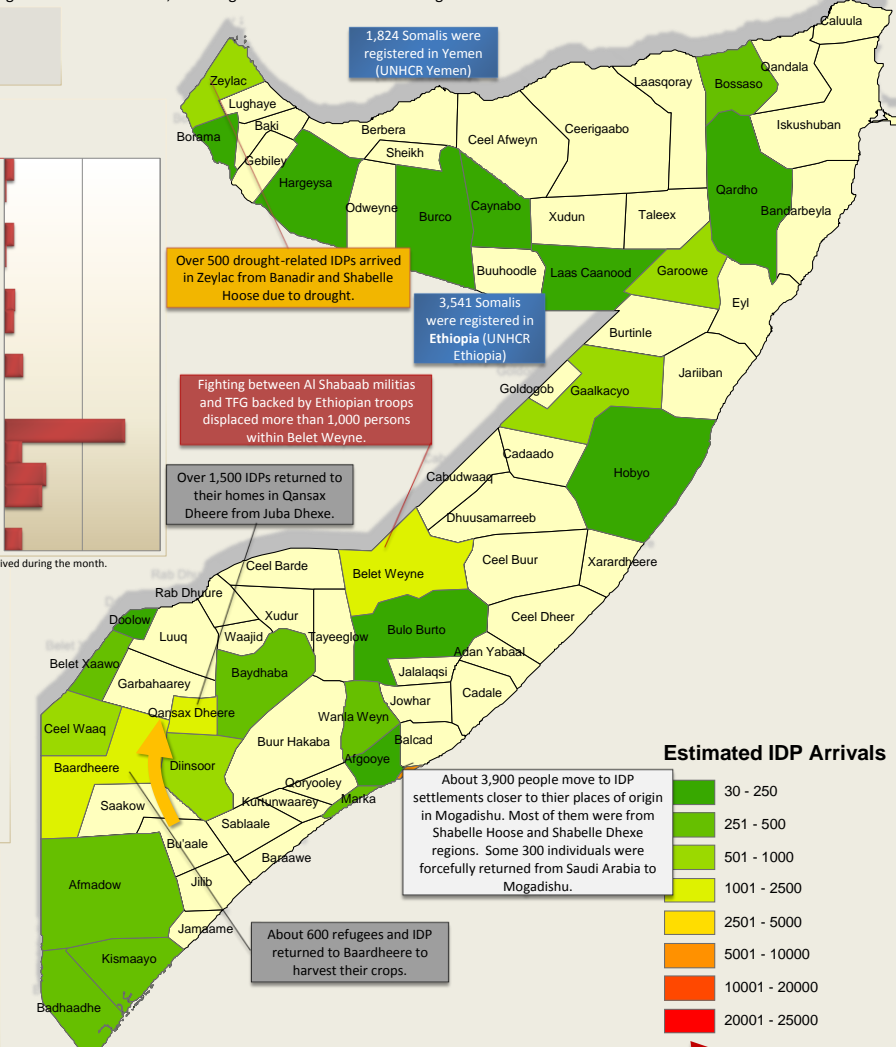
Top 10 Districts Receiving IDPs

| District | Region | Displacements |
|---------------|---------|---------------|
| Hodan | Banadir | 3,170 |
| Qansax Dheere | Bay | 1,550 |
| Belet Weyne | Hiraan | 1,140 |
| Baardheere | Gedo | 1,050 |
| Hawl Wadaag | Banadir | 1,020 |
| Ceel Waaq | Gedo | 850 |
| Diinsoor | Bay | 810 |
| Banadir | Banadir | 750 |
| Garowe | Nugaal | 720 |
| Wardhiigley | Banadir | 720 |

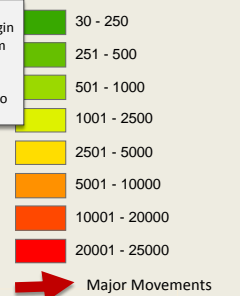
Top 10 Urban Areas Receiving IDPs

| Town/City | Region | Displacements |
|-----------------------|---------|---------------|
| Mogadishu/Hodan | Banadir | 3,170 |
| Qansax Dheere | Bay | 1,590 |
| Baardheere | Gedo | 1,170 |
| Caloola Cad | Hiraan | 1,080 |
| Mogadishu | Banadir | 1,060 |
| Mogadishu/Hawl Wadaag | Banadir | 1,020 |
| Ceel Waaq | Gedo | 850 |
| Diinsoor | Bay | 810 |
| Garowe | Nugaal | 720 |
| Mogadishu/Wardhiigley | Banadir | 720 |

NOTE: These figures are estimates derived from IASCs' Population Movement Tracking (PMT) System. They are intended to show population movement trends, not cumulative IDP population data. Due to the fluid nature of displacement in Somalia and in order to avoid capturing multiple displacements, UNHCR limits the reporting range to a period of three months - these figures should therefore not be added and used cumulatively.



Estimated IDP Arrivals



Where are displaced from;

| Town/City | Type | Displacements |
|-----------------------|----------|---------------|
| Ceelasha | City | 2,290 |
| Jilib | District | 2,220 |
| Afgooye | District | 2,170 |
| Mogadishu/Wadaji Town | | 1,080 |
| Farlibaax | District | 1,080 |
| Baardheere | Town | 790 |
| Aw Dheegle | District | 720 |
| Belet Xaawo | District | 710 |
| Mogadishu/Hodan | District | 470 |
| Mogadishu | Town | 430 |

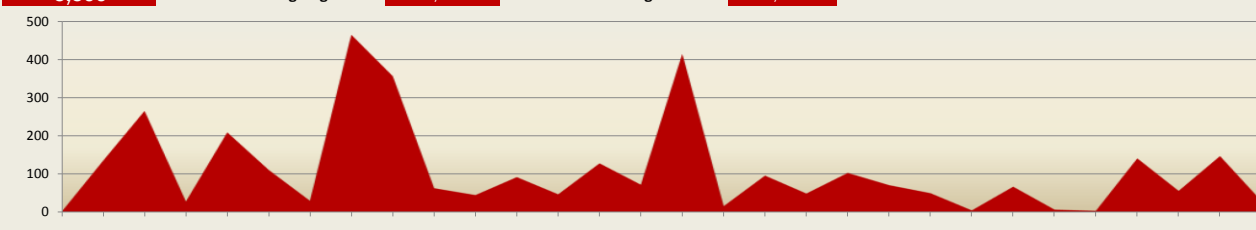
By District

| District | Displacements |
|-------------|---------------|
| Afgooye | 5,580 |
| Jilib | 2,220 |
| Belet Weyne | 1,500 |
| Baydhaba | 870 |
| Baardheere | 780 |
| Belet Xaawo | 710 |
| Badhaadhe | 620 |
| Afmadow | 420 |
| Kismaayo | 330 |
| Garbahaarey | 330 |

Not including Mogadishu

Mogadishu displacement

3,300 Leaving Mogadishu **1,800** Within Mogadishu **1,500**



Returns to Mogadishu 3900
Nationwide Returns 7800

Overview of Reports Received

Number of Reports Received

331

Causes of Movement

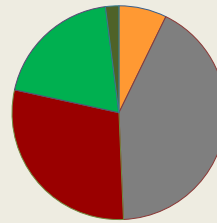
| Type | People | Reports |
|--------------------|--------|---------|
| IDP Return | 7,840 | 25 |
| Insecurity | 5,450 | 61 |
| Lack of livelihood | 3,990 | 26 |
| Drought | 1,350 | 38 |
| Refugee Return | 380 | 0 |
| Forced Return | 300 | 1 |

Breakdown of Reports by Location

| Country | Region | Forms |
|---------|---------------|-------|
| Somalia | South Central | 121 |
| Somalia | Somaliland | 101 |
| Somalia | Puntland | 101 |
| Kenya | | 6 |

Movements outside of Somalia are not reported in the overall total figures

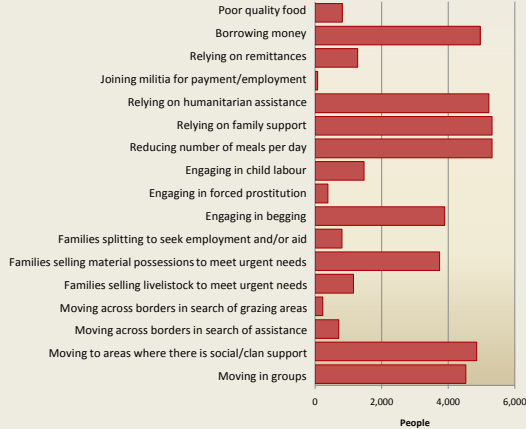
Reasons for Displacement



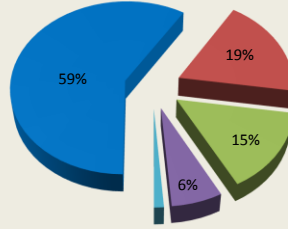
| Reason | People |
|--------------------|--------|
| Drought | 1,350 |
| IDP Return | 7,840 |
| Insecurity | 5,420 |
| Lack of livelihood | 3,640 |
| Refugee Return | 380 |

Coping Mechanisms

Displacement trends reflect the tendency for IDPs to travel in groups and move to areas where they can find social/clan support.



Priority Needs as stated by IDP respondents

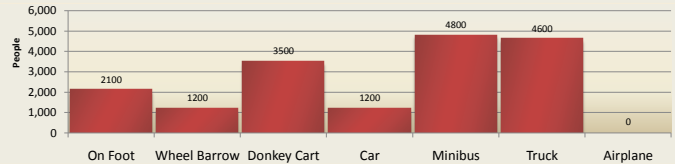


| Need | Percentage |
|--------------------------|------------|
| Food | 59% |
| Livelihood support | 19% |
| Shelter | 15% |
| Protection from conflict | 6% |
| Water | 6% |

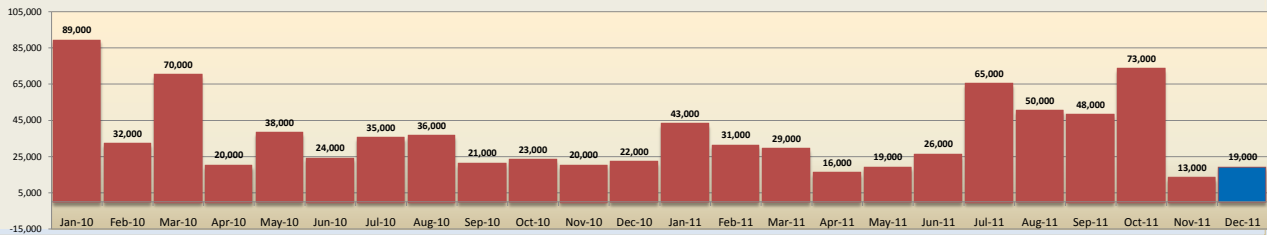
On a single form, IDPs can state various priority needs, this chart shows the top priorities only.

Mode of Transportation

The mode of transportation for IDPs varies from place to place. The following methods were reported. (Note: IDPs on a single form can declare various methods of transportation)



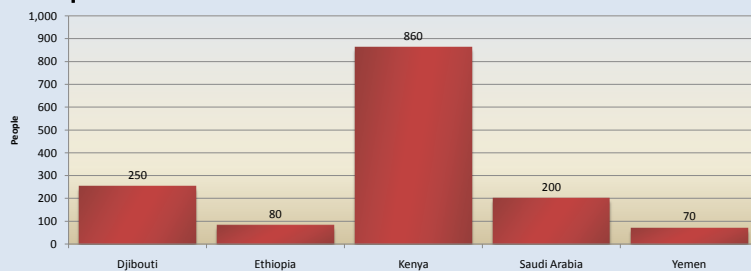
All Displacement since January 2010



Cross-Border Movement

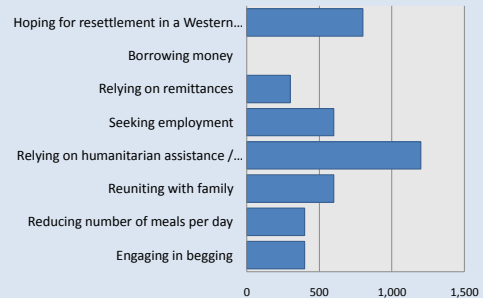
The region bordering Somalia continues to experience influx of new arrivals from Somalia; Kenya registered 14,358 new Somali arrivals in Dadaab (UNHCR Kenya) and 3,574 were registered in Yemen (UNHCR Yemen).

IDPs Expression of Intention to Cross International Borders

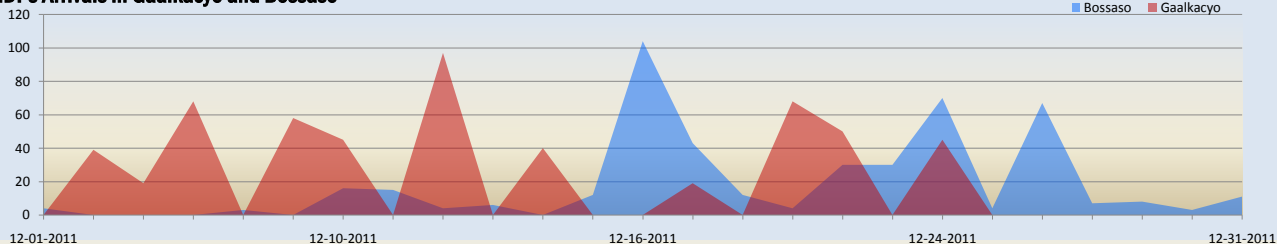


Please note that our database only accepts 1 final destination per form. The destination furthest away is the one entered in the database. For example a form that lists the final destination as "Saudi Arabia and Yemen" will have Saudi Arabia entered in the database. As a result the numbers above should be considered estimates and indicative of general trends only.

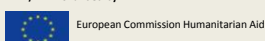
Coping Mechanisms (Mixed Migration)



IDPs Arrivals in Gaalkacyo and Bossaso



PMT/PMN is funded by:



For further information contact:

needham@unhcr.org Andreas Needham

PI Officer/Executive Assistant