



# Haiti: Cholera Treatment Centers (CTCs) and Units (CTUs) Snapshot (Published on 4 January 2012)



TOTAL CHOLERA CASES

**522,335**

NUMBER OF DEATHS

**7,001**

MORTALITY

**1.3%**

NUMBER OF ESTIMATED PATIENTS FOR 1 YEAR

**400,000** cases in first 12 months

Including

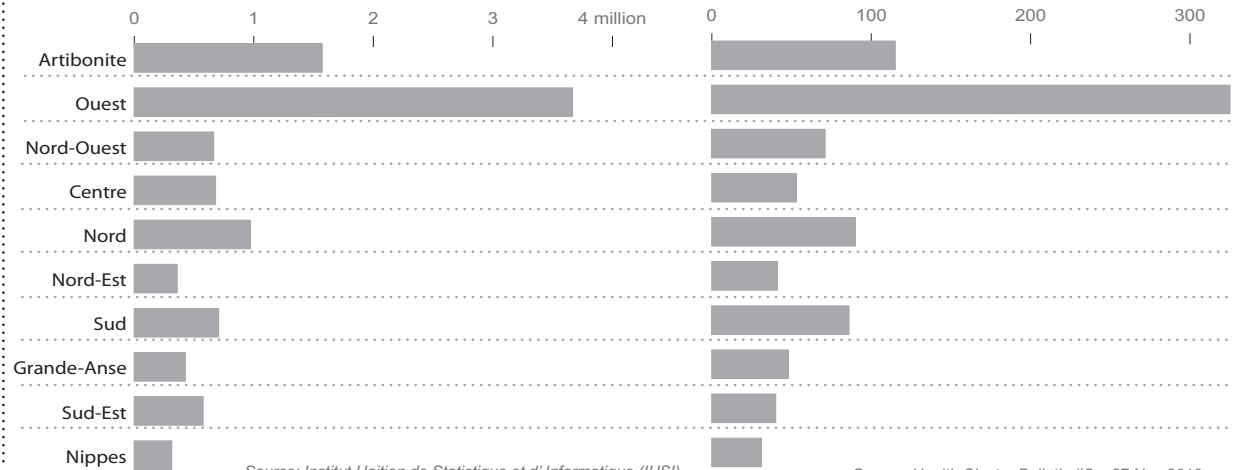
**80,000** will be severe  
**140,000** hospitalizations

If epidemiological trends remain the same, 75,000 additional cholera cases are expected by the end of the year.

Source: Ministry of Public Health. Report on cumulative cholera cases - 25 december 2011.

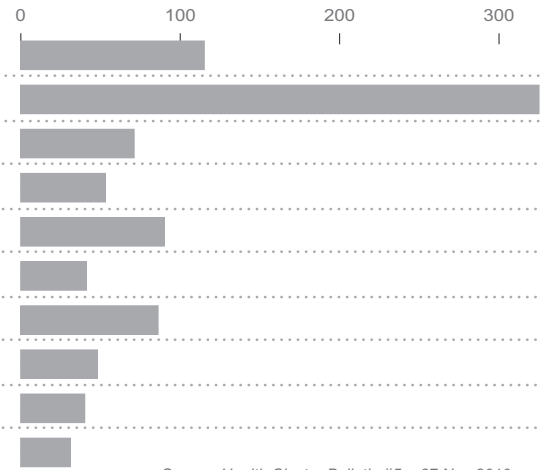
Source: MSPP - PAHO, August 2011.

**Population** (Projection 2009)



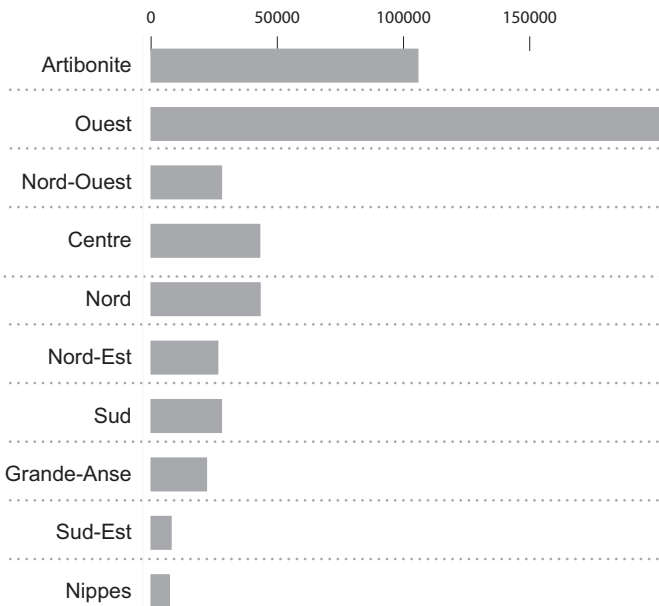
Source: Institut Haitien de Statistique et d'Informatique (IHSI)

**Number of Health Facilities** (Jan 2010)



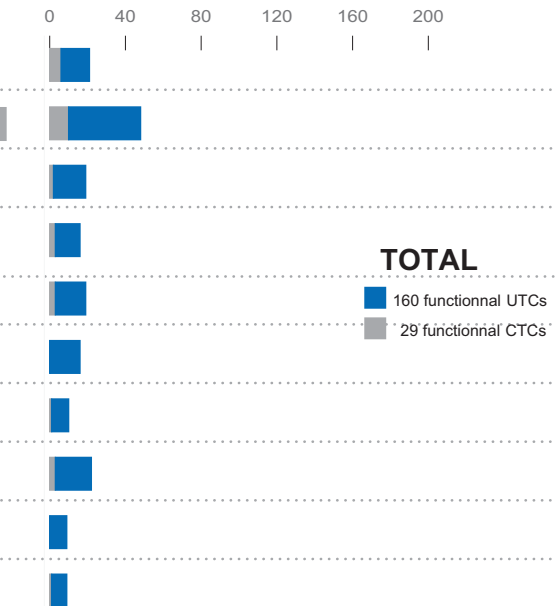
Source: Health Cluster Bulletin #5. - 27 Nov 2010.

**Cumulative Cholera Cases**  
(as of 25 December 2011)




Source: Ministry of Public Health - 25 Dec 2011

**Number of CTCs, CTUs**  
(as of 7 November 2011)



Source: Health Cluster CTC, CTU List - 7 Nov 2011.

**Number of Health Partners**  
(as of 07 November 2011)



Source: Health Cluster 07 November 2011.

**TOTAL**

160 fonctionnal UTCs  
29 fonctionnal CTCs

\*including Port-au-Prince

Update date: 4 January 2012 Glide number: EP-2010-000210-HTI

Feedback: ocha.haiti.im@gmail.com www.reliefweb.int http://haiti.humanitarianresponse.info

The boundaries and names shown and the designations used on this map do not imply official endorsement or acceptance by the United Nations.



A cholera epidemic started to spread on 19 October



Cholera medicine is delivered to hard to reach areas

Source: MINUSTAH