

## MIGRATION FLOW

### CROSS BORDER MOVEMENT ARRIVALS

Arrived In	Nationality	04 May 2011		05 May 2011	
		Daily	Cumulative	Daily	Cumulative
Egypt	Egyptians	432	90,681	-	90,681
	Libyans <sup>2</sup>	2,028	98,830	-	98,830
	TCNs	101	72,234	-	72,234
	<b>Total</b>	<b>2,561</b>	<b>261,745</b>	-	<b>261,745</b>
Tunisia*	Tunisians	880	33,194	725	33,919
	Libyans <sup>2</sup>	4,625	129,169	5,249	134,418
	TCNs	429	176,732	504	177,236
<b>Total</b>	<b>5,934</b>	<b>339,095</b>	<b>6,478</b>	<b>345,573</b>	
Niger	Nigeriens	-	57,734	-	57,734
	TCNs	-	3,510	-	3,510
<b>Total</b>	<b>-</b>	<b>61,244</b>	<b>-</b>	<b>61,244</b>	
Algeria <sup>3</sup>	Algerians	9	1,047	-	1,047
	Libyans <sup>2</sup>	136	6,188	-	6,188
	TCNs	88	10,916	-	10,916
<b>Total</b>	<b>233</b>	<b>18,151</b>	<b>-</b>	<b>18,151</b>	
Chad <sup>4</sup>	Chadians	400	22,518	-	22,518
	TCNs	-	238	-	238
<b>Total</b>	<b>400</b>	<b>22,756</b>	<b>-</b>	<b>22,756</b>	
Italy <sup>1</sup>	<b>Total</b>	-	<b>4,516</b>	-	<b>4,516</b>
Malta <sup>1</sup>	<b>Total</b>	-	<b>1,106</b>	-	<b>1,106</b>
Sudan	<b>Total</b>	-	<b>2,800</b>	-	<b>2,800</b>
<b>TOTAL ARRIVAL</b>		<b>9,128</b>	<b>711,413</b>	<b>6,478</b>	<b>717,891</b>
<b>TOTAL TCN</b>		<b>618</b>	<b>263,630</b>	<b>504</b>	<b>264,134</b>

\* Figures have been adjusted in the field from previous day.

1 - Number only reflects arrivals from Libya (and not from Tunisia).

2 - Please note a large percentage of Libyan nationals are also returning to Libya.

3 - Figures have been adjusted according to new information from ECHO.

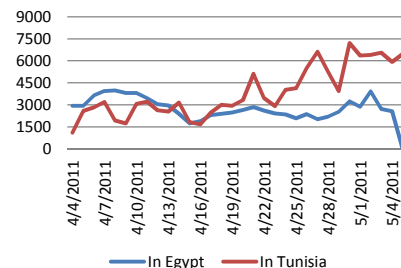
4 - Figures from Chad for 3 May include arrivals to Kalait from 18 to 3 May.

05 May 2011

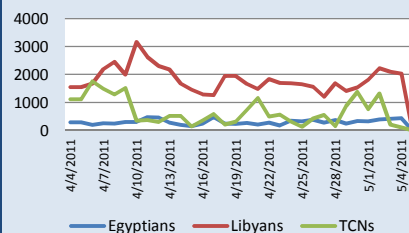
Please visit the website below for more information

[www.migration-crisis.com/libya](http://www.migration-crisis.com/libya)

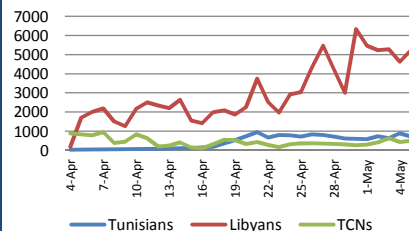
Timeline of Daily CBM Arrivals in Egypt and Tunisia



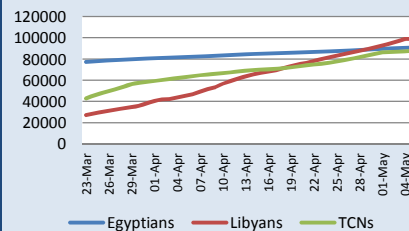
Breakdown of Cross Border Movement Arrivals in Egypt



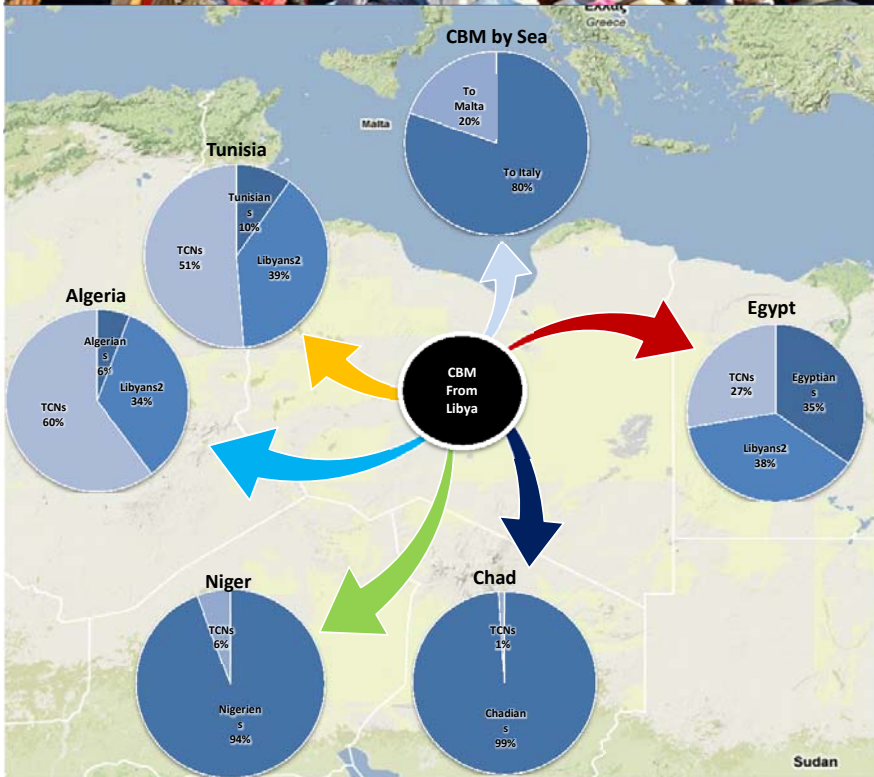
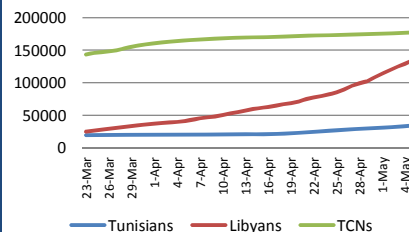
Breakdown of Cross Border Movement Arrivals in Tunisia



Accumulative Cross Border Movement Arrivals in Egypt



Accumulative Cross Border Movement Arrivals in Tunisia

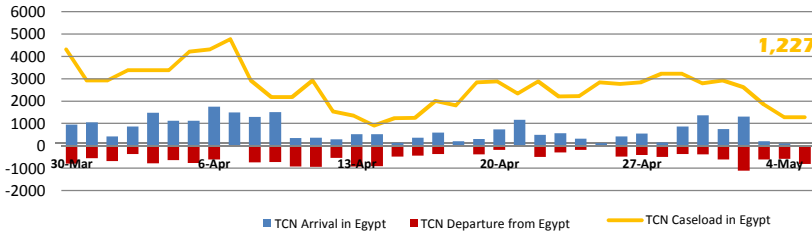


### THIRD COUNTRY NATIONAL DEPARTURES

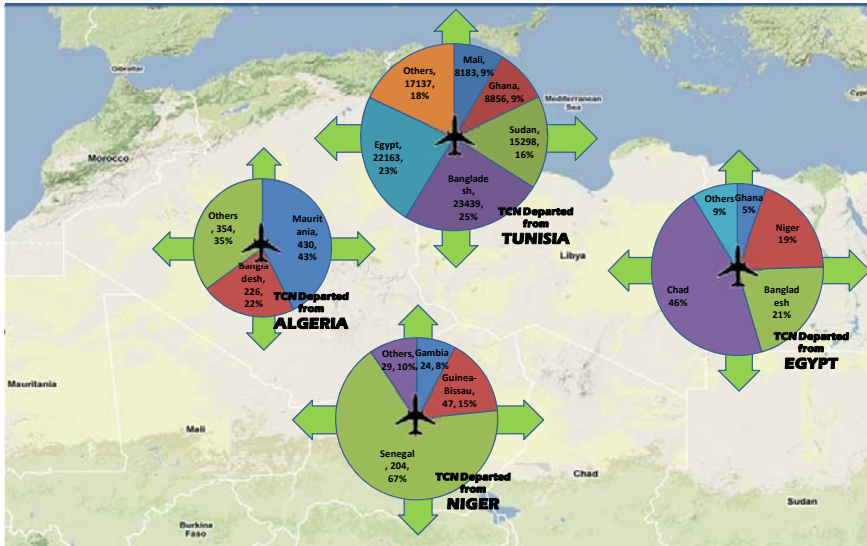
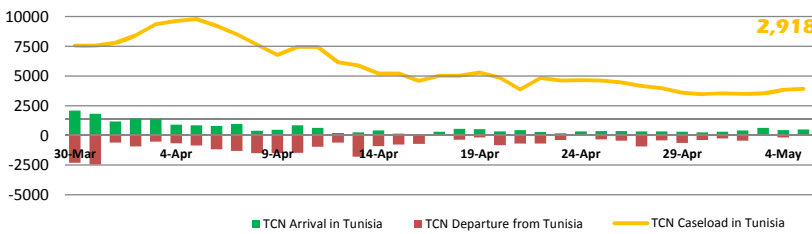
Departed From	04 May 2011		05 May 2011		Estimated Caseload**
	Daily	Cumulative*	Daily	Cumulative*	
Egypt <sup>1</sup>	586	71,500	814	71,500	1,227
Tunisia <sup>1</sup>	187	171,545	3	171,812	2,918
Niger <sup>2</sup>	3	3,510	-	3,510	-
Other Countries	-	1,141	-	1,141	1,240
<b>TOTAL DEPARTURE</b>	<b>776</b>	<b>247,696</b>	<b>817</b>	<b>247,963</b>	<b>5,385</b>

1 - Figures have been adjusted in comparison to numbers reported yesterday.  
 2 - Figures reflect TCN departures from Niamey including air and ground transportation.  
 \* Estimates including departures not coordinated by IOM.  
 \*\* This number does not reflect camp population in Tunisia, it reflects the number that IOM believes requires evacuation assistance, and includes those that do not transit through the Camps.

#### Daily TCN Arrivals, Departures, and Caseload in Egypt

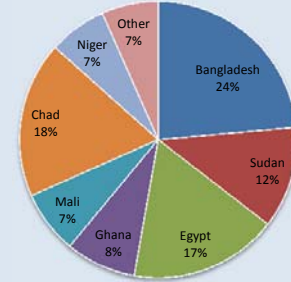


#### Daily TCN Arrivals and Departures with Caseload in Tunisia

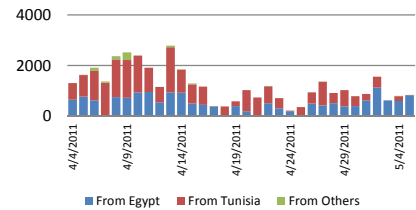


### 05 May 2011

#### Cumulative Departed TCNs



#### Timeline of Daily TCNs Departures Coordinated through IOM

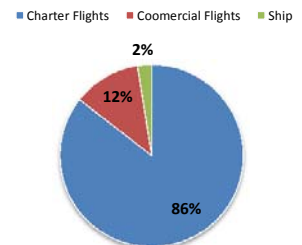


#### Departed Third Country Nationals

- 30,501 Bangladesh
- 693 Burkina Faso
- 91 Cameroon
- 44 Central African Rep
- 23,628 Chad
- 38 Cote Divoire
- 22,349 Egypt
- 186 Ethiopia
- 63 Gambia
- 10,623 Ghana
- 640 Guinea
- 133 Guinea-Bissau
- 32 Lebanon
- 9,508 Mali
- 635 Mauritania
- 1,637 Morocco
- 51 Nepal
- 8,740 Niger
- 1,742 Nigeria
- 505 Pakistan
- 701 Philippines
- 252 Senegal
- 42 Sierra Leone
- 38 Sri Lanka
- 15,360 Sudan
- 290 Togo
- 554 Vietnam
- 174 Other

Cumulative TCN Arrivals: 264,134

#### Types of Evacuation Movement Organized by IOM



**1,044**  
recorded flights

**127,795**  
recorded passengers

---

**1**  
recorded ship

**1,455**  
recorded passengers

Coordinated Departures Summary			
No. of Passengers		Total Departed	Total Booked
Paid By	Movement Type		
IOM	Charter Flights	49,824	1,156
	Commercial Flights	6,962	75
	Ship	1,455	-
Total IOM		58,241	1,231
UNHCR		29,539	-
Donor In-Kind		41,470	-
<b>Grand Total</b>		<b>129,250</b>	<b>1,231</b>