

MIGRATION FLOW

CROSS BORDER MOVEMENT ARRIVALS

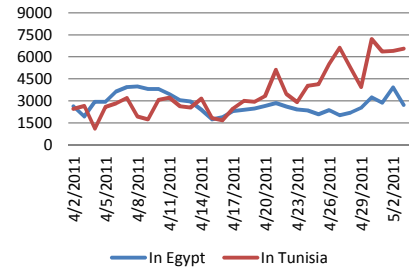
Arrived In	Nationality	02 May 2011		03 May 2011	
		Daily	Cumulative	Daily	Cumulative
Egypt	Egyptians	388	89,833	416	90,249
	Libyans ²	2,219	94,709	2,093	96,802
	TCNs	1,312	71,922	211	72,133
	Total	3,919	256,464	2,720	259,184
Tunisia*	Tunisians	742	31,674	640	32,314
	Libyans ²	5,239	119,254	5,290	124,544
	TCNs	414	175,684	631	176,315
Total	6,395	326,612	6,561	333,173	
Niger	Nigeriens	328	57,594	140	57,734
	TCNs	2	3,508	2	3,510
	Total	330	61,102	142	61,244
Algeria	Algerians	-	1,078	-	1,078
	Libyans ²	-	3,599	-	3,599
	TCNs	-	9,449	-	9,449
	Total	-	14,126	-	14,126
Chad ³	Chadians	292	19,994	2,124	22,118
	TCNs	-	238	-	238
	Total	292	20,232	2,124	22,356
Italy ¹	Total	-	4,516	-	4,516
Malta ¹	Total	-	1,106	-	1,106
Sudan	Total	-	2,800	-	2,800
TOTAL ARRIVAL		10,936	686,958	11,547	698,505
TOTAL TCN		1,728	260,801	844	261,645

* Figures have been adjusted in the field from previous day.
 1 - Number only reflects arrivals from Libya (and not from Tunisia).
 2 - Please note a large percentage of Libyan nationals are also returning to Libya.
 3 - Figures from Chad for 3 May include arrivals to Kalait from 18 to 3 May.

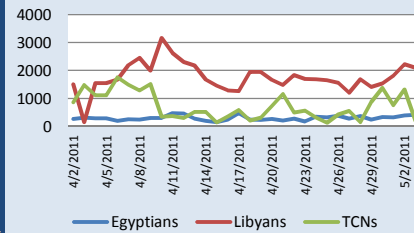
03 May 2011

Please visit the website below for more information
www.migration-crisis.com/libya

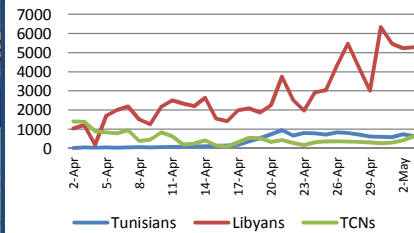
Timeline of Daily CBM Arrivals in Egypt and Tunisia



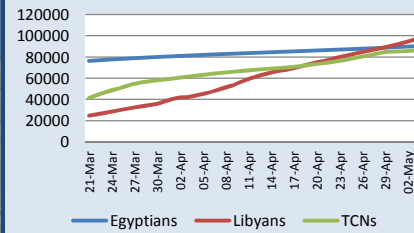
Breakdown of Cross Border Movement Arrivals in Egypt



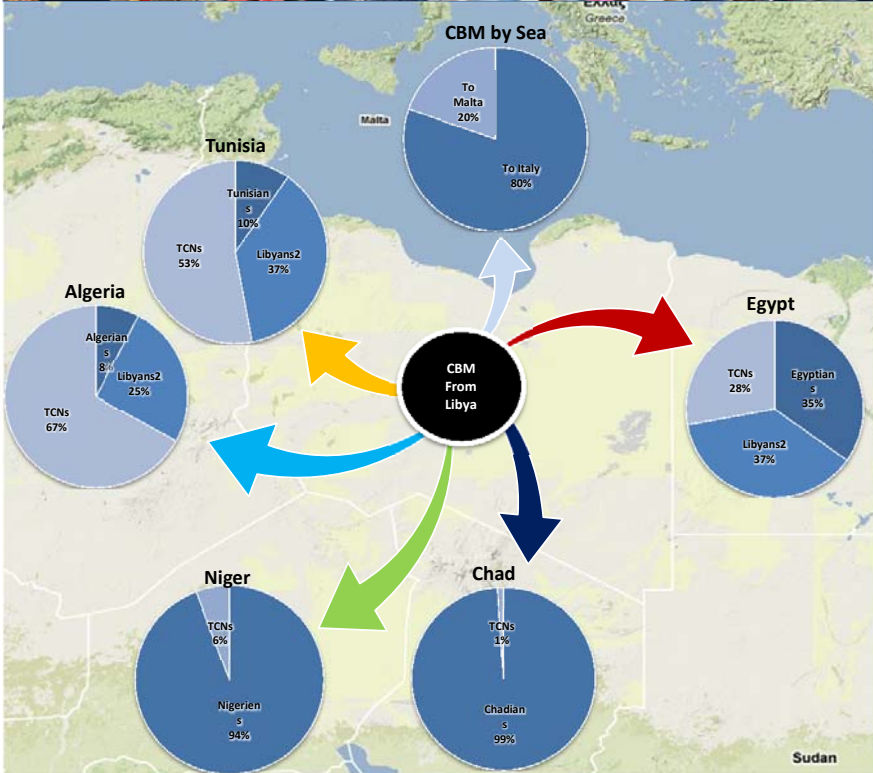
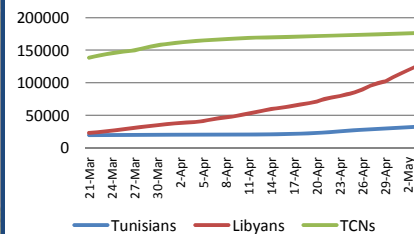
Breakdown of Cross Border Movement Arrivals in Tunisia



Accumulative Cross Border Movement Arrivals in Egypt



Accumulative Cross Border Movement Arrivals in Tunisia

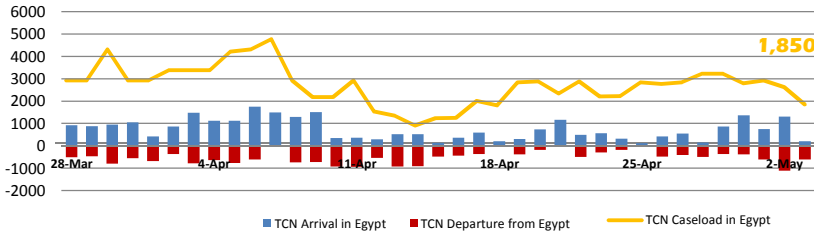


THIRD COUNTRY NATIONAL DEPARTURES

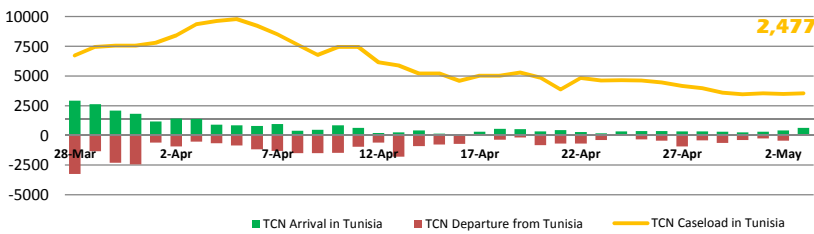
Departed From	02 May 2011		03 May 2011		Estimated Caseload**
	Daily	Cumulative*	Daily	Cumulative*	
Egypt ¹	1,116	69,500	611	70,500	1,850
Tunisia ¹	440	171,083	-	171,347	2,477
Niger ²	-	3,208	-	3,474	36
Other Countries	-	1,141	-	1,141	1,240
TOTAL DEPARTURE	1,556	244,932	611	246,462	5,603

1 - Figures have been adjusted in comparison to numbers reported yesterday.
 2 - Figures reflect TCN departures from Niamey including air and ground transportation.
 * Estimates including departures not coordinated by IOM.
 ** This number does not reflect camp population in Tunisia, it reflects the number that IOM believes requires evacuation assistance, and includes those that do not transit through the Camps.

Daily TCN Arrivals, Departures, and Caseload in Egypt

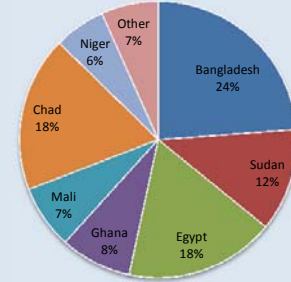


Daily TCN Arrivals and Departures with Caseload in Tunisia

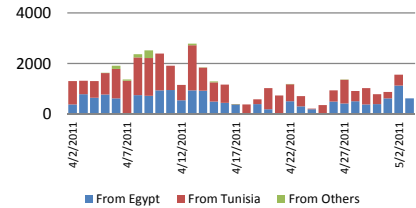


03 May 2011

Cumulative Departed TCNs

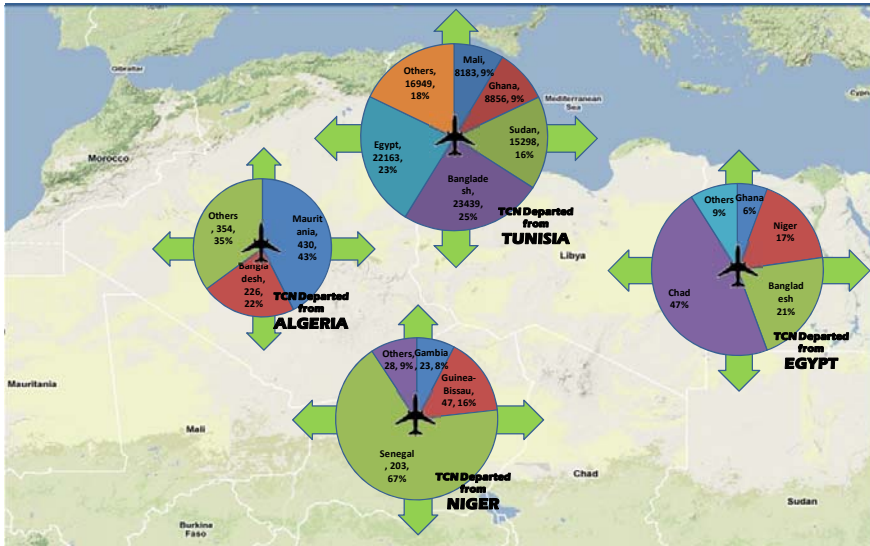


Timeline of Daily TCNs Departures Coordinated through IOM



Departed Third Country Nationals

- 30,440 Bangladesh
- 693 Burkina Faso
- 91 Cameroon
- 44 Central African Rep
- 23,243 Chad
- 38 Cote Divoire
- 22,349 Egypt
- 185 Ethiopia
- 62 Gambia
- 10,623 Ghana
- 636 Guinea
- 133 Guinea-Bissau
- 32 Lebanon
- 9,489 Mali
- 634 Mauritania
- 1,637 Morocco
- 51 Nepal
- 7,668 Niger
- 1,711 Nigeria
- 503 Pakistan
- 701 Philippines
- 251 Senegal
- 42 Sierra Leone
- 38 Sri Lanka
- 15,345 Sudan
- 291 Togo
- 554 Vietnam
- 175 Other



Cumulative TCN Arrivals: 261,645

1,025
recorded flights

126,204
recorded passengers

1
recorded ship

1,455
recorded passengers

Coordinated Departures Summary			
No. of Passengers		Total Departed	Total Booked
Paid By	Movement Type		
IOM	Charter Flights	48,711	728
	Coomercial Flights	6,828	111
	Ship	1,455	-
Total IOM		56,994	839
UNHCR		29,539	-
Donor In-Kind		41,126	346
Grand Total		127,659	1,185

Types of Evacuation Movement Organized by IOM

