

## MIGRATION FLOW

### CROSS BORDER MOVEMENT ARRIVALS

Arrived In	Nationality	30 Apr 2011		01 May 2011	
		Daily	Cumulative	Daily	Cumulative
Egypt	Egyptians	328	89,126	319	89,445
	Libyans	1,537	90,679	1,811	92,490
	TCNs	1,369	69,859	751	70,610
	<b>Total</b>	<b>3,234</b>	<b>249,664</b>	<b>2,881</b>	<b>252,545</b>
Tunisia*	Tunisians	604	30,347	585	30,932
	Libyans	6,344	108,547	5,468	114,015
	TCNs	258	175,292	297	175,589
	<b>Total</b>	<b>7,206</b>	<b>314,186</b>	<b>6,350</b>	<b>320,536</b>
Niger	Nigeriens	1,115	56,741	-	56,741
	TCNs	18	3,506	-	3,506
	<b>Total</b>	<b>1,133</b>	<b>60,247</b>	-	<b>60,247</b>
Algeria	Algerians	-	1,078	-	1,078
	Libyans	-	3,599	-	3,599
	TCNs	-	9,449	-	9,449
	<b>Total</b>	-	<b>14,126</b>	-	<b>14,126</b>
Chad	Chadians	394	18,634	1,068	19,702
	TCNs	-	238	-	238
	<b>Total</b>	<b>394</b>	<b>18,872</b>	<b>1,068</b>	<b>19,940</b>
Italy <sup>1</sup>	<b>Total</b>	-	<b>4,516</b>	-	<b>4,516</b>
Malta <sup>1</sup>	<b>Total</b>	-	<b>1,106</b>	-	<b>1,106</b>
Sudan	<b>Total</b>	-	<b>2,800</b>	-	<b>2,800</b>
<b>TOTAL ARRIVAL</b>		<b>11,967</b>	<b>665,517</b>	<b>10,299</b>	<b>675,816</b>
<b>TOTAL TCN</b>		<b>1,645</b>	<b>258,344</b>	<b>1,048</b>	<b>259,392</b>

\* Figures have been adjusted in the field from previous day.

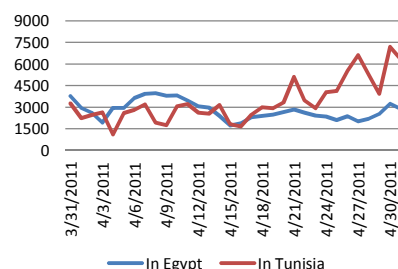
1 - Number only reflects arrivals from Libya (and not from Tunisia).

01 May 2011

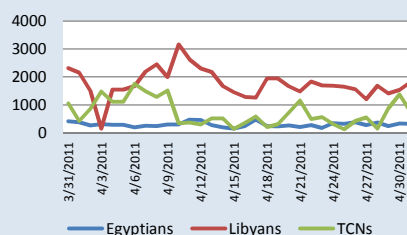
Please visit the website below for more information

[www.migration-crisis.com/libya](http://www.migration-crisis.com/libya)

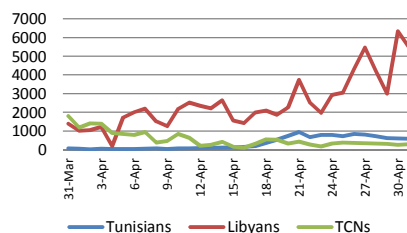
Timeline of Daily CBM Arrivals in Egypt and Tunisia



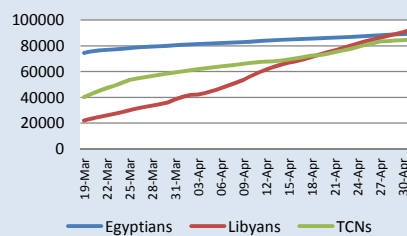
Breakdown of Cross Border Movement Arrivals in Egypt



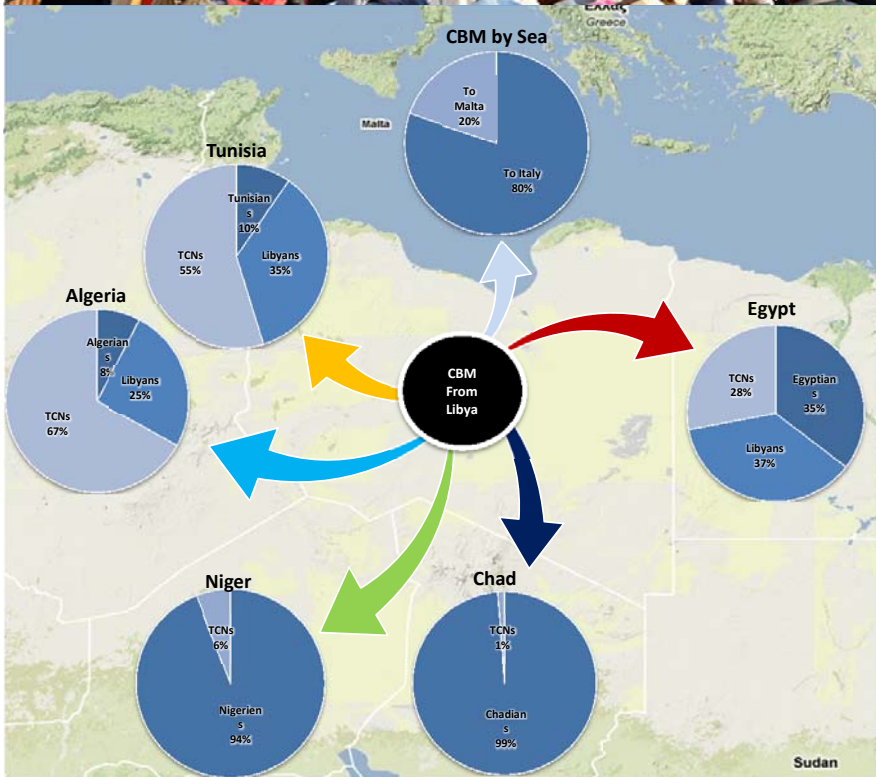
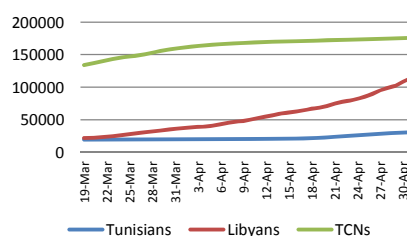
Breakdown of Cross Border Movement Arrivals in Tunisia



Accumulative Cross Border Movement Arrivals in Egypt



Accumulative Cross Border Movement Arrivals in Tunisia



## THIRD COUNTRY NATIONAL DEPARTURES

Departed From	30 Apr 2011		01 May 2011		Estimated Caseload**
	Daily	Cumulative*	Daily	Cumulative*	
Egypt <sup>1</sup>	385	67,000	618	68,000	2,882
Tunisia <sup>1</sup>	390	170,205	247	170,616	2,474
Niger <sup>2</sup>	-	3,282	-	3,506	-
Other Countries	-	1,125	-	1,125	1,240
<b>TOTAL DEPARTURE</b>	<b>775</b>	<b>241,612</b>	<b>865</b>	<b>243,247</b>	<b>6,596</b>

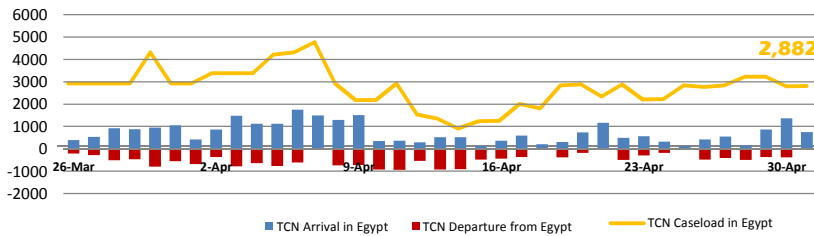
1 - Figures have been adjusted in comparison to numbers reported yesterday.

2 - Figures reflect TCN departures from Niamey including air and ground transportation.

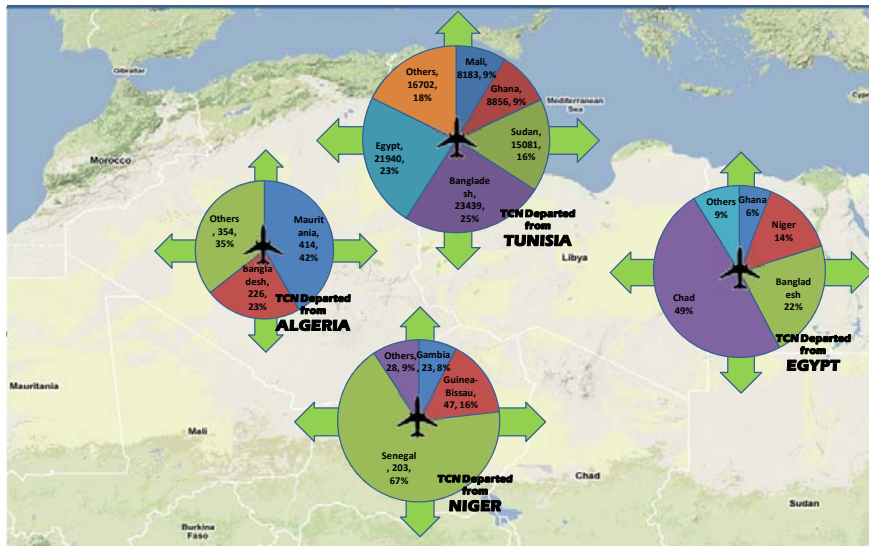
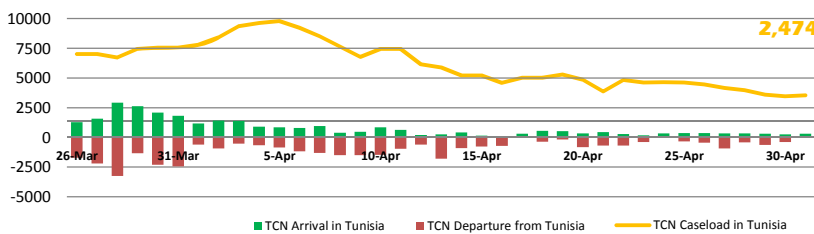
\* Estimates including departures not coordinated by IOM.

\*\* This number does not reflect camp population in Tunisia, it reflects the number that IOM believes requires evacuation assistance, and includes those that do not transit through the Camps.

### Daily TCN Arrivals, Departures, and Caseload in Egypt

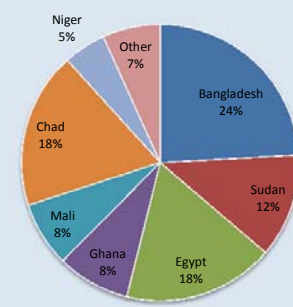


### Daily TCN Arrivals and Departures with Caseload in Tunisia

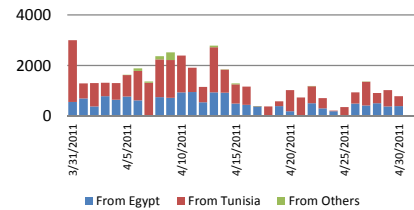


## 01 May 2011

### Cumulative Departed TCNs



### Timeline of Daily TCNs Departures Coordinated through IOM



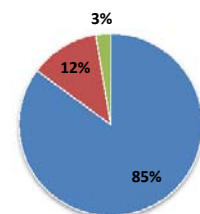
### Departed Third Country Nationals

30,068	Bangladesh
688	Burkina Faso
87	Cameroon
44	Central African Rep
22,777	Chad
32	Cote D'Ivoire
21,940	Egypt
185	Ethiopia
62	Gambia
10,622	Ghana
636	Guinea
133	Guinea-Bissau
32	Lebanon
9,489	Mali
618	Mauritania
1,637	Morocco
51	Nepal
6,181	Niger
1,672	Nigeria
477	Pakistan
701	Philippines
251	Senegal
42	Sierra Leone
38	Sri Lanka
15,128	Sudan
291	Togo
554	Vietnam
175	Other

Cumulative TCN Arrivals: 259,392

### Types of Evacuation Movement Organized by IOM

■ Charter Flights ■ Commercial Flights ■ Ship



Coordinated Departures Summary			
No. of Passengers		Total Departed	Total Booked
Paid By	Movement Type		
IOM	Charter Flights	46,962	2,449
	Commercial Flights	6,766	27
	Ship	1,455	-
Total IOM		55,183	2,476
UNHCR		29,539	-
Donor In-Kind		40,754	558
<b>Grand Total</b>		<b>125,476</b>	<b>3,034</b>