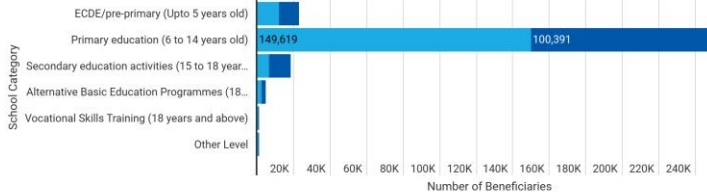


Kenya EiE WG Dashboard December 2020

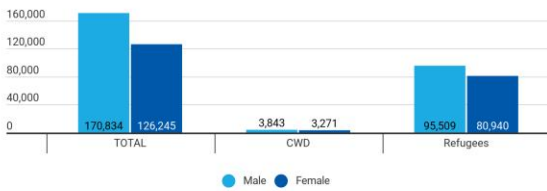


Dashboard - December 2020

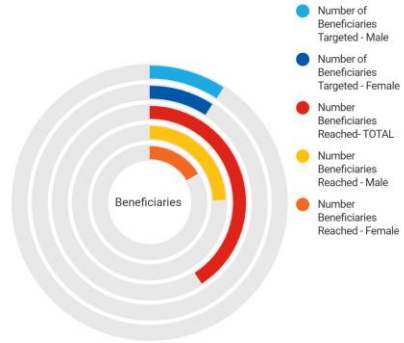
Number of Beneficiaries reached by School Category



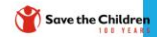
Number of Beneficiaries Reached by CWD and Refugees



Number of Beneficiaries Targeted and Reached



Download data

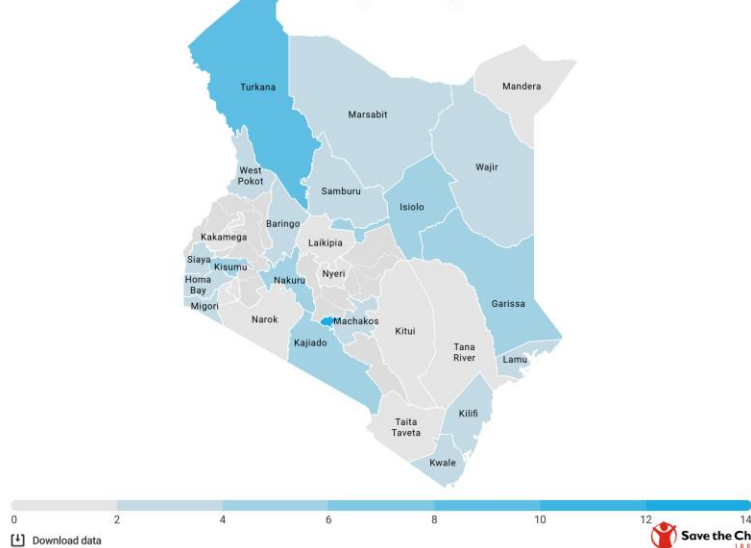


unicef.org/kenya/0182

EiE WG Presence by County

The Map demonstrates the number EiE WG partners present in a county.

Presence of EiE WG Partners by County - December 2020

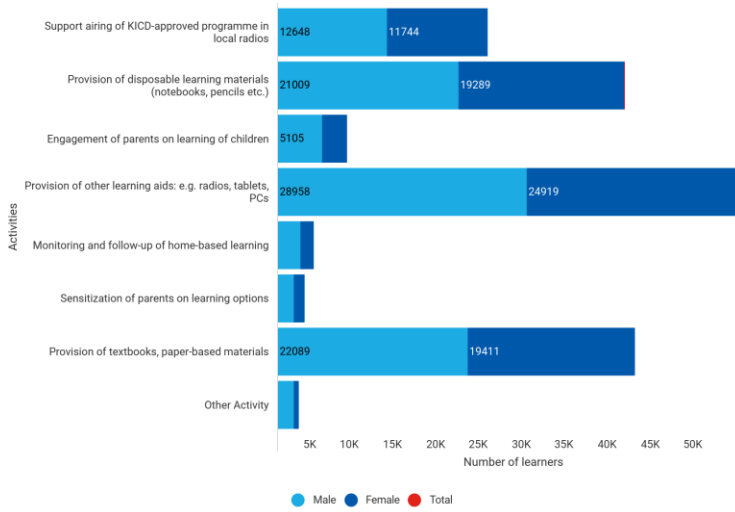


Download data



unicef.org/kenya/0182

Uninterrupted Learning - Number of Learners reached by activity

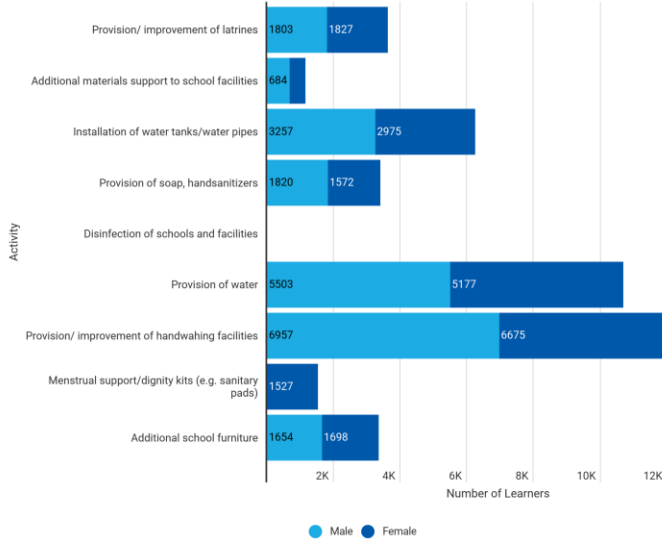


Other interventions

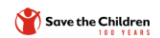
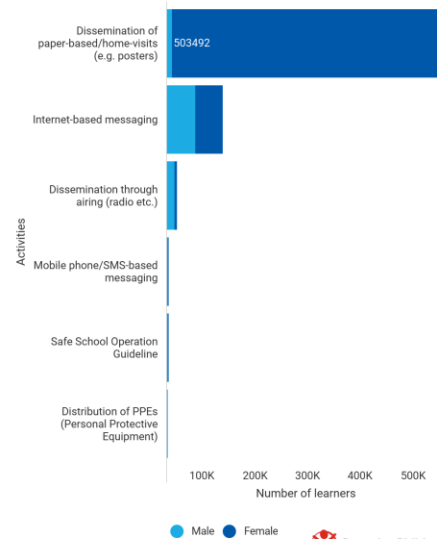
- Provision of special Equipments for learners with special needs.
- Distribution of play items
- Airing of Accelerated Education Programme lessons (AEP) via radio, Whats App and printed lesson notes and assignments given to learners.
- Provision of dignity kits and hygiene materials to 1000 girls including those with disabilities
- An intervention on the mental health status of children to address GBV in homes during the pandemic
- Use of appropriate tech platforms for e-learning and revision
- Better Learning program radio spots, compound learning, distribution of fliers & readers, and socio emotional support to learners



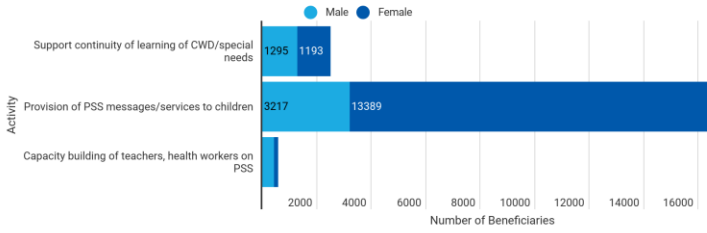
WASH in Schools - Number of Learners reached by activity



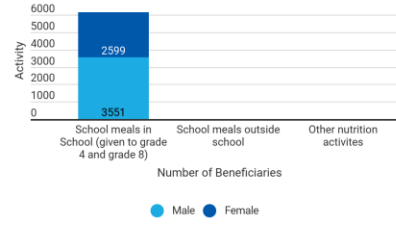
School Health - Number of Learners reached by activity



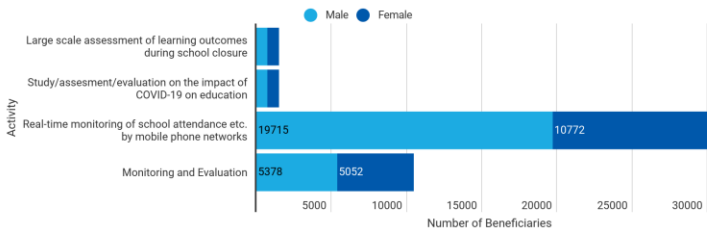
School Safety- No. of Beneficiaries Reached by gender and activity



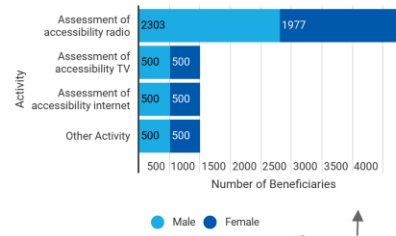
School Meals



Survey Assessments and Tracking



Assessments



Back to School/Preparation for school reopening

