

### SITUATION OVERVIEW

The humanitarian situation in Burundi improved during 2018, particularly in the areas of food insecurity, nutrition, health and displacement. The number of food insecure people decreased by 35 per cent from 2.6 million people in July 2017 to 1.72 million in August 2018. The number of internally displaced persons (IDPs), decreased by 21 per cent in the 12 months period reaching 140,000 in December 2018. In terms of refugees, UNHCR's statistics show a reduction in the number of Burundian refugees in the region through the year, mostly due to the voluntary repatriation of refugees from Tanzania. So far, nearly 60,000 Burundians have voluntarily returned from Tanzania since September 2017. The main constraints to the humanitarian response in 2018 were the limited availability of funds and the 4.5 month suspension of NGOs, starting on 1 October, that impacted the capacity of the humanitarian community to deliver assistance. Despite these constraints, the humanitarian partners worked diligently to meet the needs of affected people. An estimated 1,27 million people were assisted, representing 53 per cent of the 2.4 million targeted by the Humanitarian Response Plan in 2018. This includes about 529,000 people who received food assistance; nearly 198,000 households who received agricultural inputs; 4,000 IDPs who benefitted from durable solutions; nearly 17,000 households who received NFI kits; about 61,900 severely acute malnourished children treated; 138,900 children treated for moderate acute malnutrition and about 525,000 children who received one hot meal on every school day.

### KEY FIGURES

#### PEOPLE IN NEED [HRP 2018]

**3.6 million**

Women, children and men are in need of humanitarian assistance in 2018



#### PEOPLE TARGETED [HRP 2018]

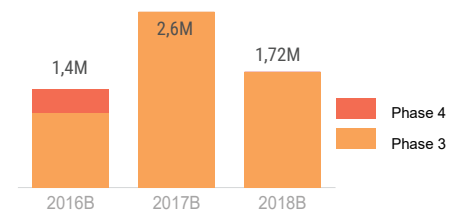
**2.4 million**

Women, children and men are targeted by the humanitarian plan in 2018.



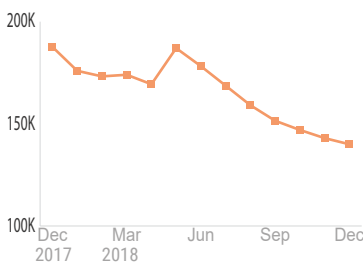
#### FOOD INSECURITY [Aug. 2018]

**1.72M** people estimated to be food insecure



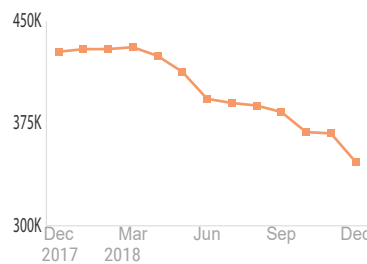
#### DISPLACED PEOPLE [Dec. 2018]

**140K** Internally displaced persons



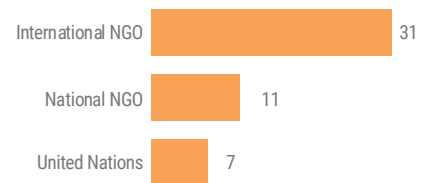
#### REFUGEES [Dec. 2018]

**347k** Burundian refugees in neighboring countries

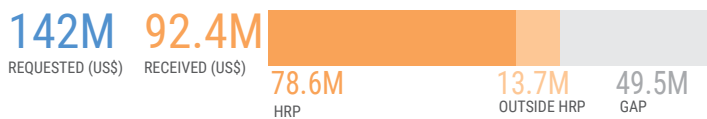


#### OPERATIONAL PRESENCE [Dec. 2018]

**49** Humanitarian organisations were active in Burundi from January to December.



### FUNDING: 2018 HRP



SECTOR	REQUIREM.	FUNDING
REFUGEE RESPONSE	31M	1.6M (HRP) / 29.3M (UNMET)
FOOD SECURITY	24M	26.6M
NUTRITION	18M	6.3M (HRP) / 11.7M (UNMET)
SHELTER AND NFI	18M	3.2M (HRP) / 14.4M (UNMET)
PROTECTION	16M	9.3M (HRP) / 6.4M (UNMET)
HEALTH	15M	200K (HRP) / 14.9M (UNMET)
WASH	9M	1.5M (HRP) / 7.5M (UNMET)
LOGISTICS	5M	0.0M (HRP) / 4.6M (UNMET)
EDUCATION	5M	1.9M (HRP) / 2.6M (UNMET)
COORDINATION	3M	1.9M (HRP) / 0.8M (UNMET)

### PEOPLE REACHED



Estimated number of people directly assisted with some form of humanitarian support in the whole year.

	People Targeted	People Reached
DRC REFUGEE RESP.	100%	62.5K / 62.5K
FOOD SECURITY	108%	670K / 723K
NUTRITION	65%	1.1M / 715K
SHELTER AND NFI	52%	238K / 124K
PROTECTION	48%	699K / 335K
HEALTH	11%	2.2M / 235K
WASH	15%	648K / 100K
LOGISTICS	N/A	0 / N/A
EDUCATION	50%	344K / 172K
COORDINATION	N/A	N/A / N/A

## STRATEGIC OBJECTIVES

- 1 Provide emergency assistance that is coordinated and integrated and ensure minimum access to basic services for people in acute vulnerability.
- 2 Support the return of IDPs and the reintegration of returnees and repatriated people and provide support to the host community to ensure a voluntary, dignified, safe and sustainable return.
- 3 Help the population to cope with shocks through rapid actions of risk reduction and prevention, as well as preparedness and capacity building of humanitarian actors to respond to emergencies.
- 4 Ensure the centrality of protection in the humanitarian response to protect the rights and dignity of the affected people, and integrate the principles of cross-cutting protection, gender and age into the humanitarian programme cycle.
- 5 Strengthen advocacy and coordination between humanitarian actors, including national organizations.

## Education



492K people targeted

1.17M people reached\*

238%



38% funding coverage\*\*

KEY INDICATORS	TARGET	REACHED	RESPONSE COVERAGE
Number of adults trained in conflict prevention and conflict management including school-based GBV	1.1K	443	41%
Number of children (girls and boys) receiving a hot meal on the school day	492.1K	525.0K	107%
Number of students (girls and boys) accessing upgraded / rehabilitated classrooms	18.0K	11.0K	61%
Number of students (girls and boys) benefiting from socio-emotional activities	28.8K	15.8K	55%
Number of students (girls and boys) participating in upgrade courses	10.0K	12.4K	124%
Number of students (girls and boys) supervised by a trained teacher, disaggregated by gender	216.0K	18.2K	8%
Number of students accessing adapted school materials that take into account the vulnerabilities of girls	309.5K	1.17M	377%
Number of students benefiting from a community sensitized on risks prevention and mitigation	216.0K	34.1K	16%
Number of teachers trained according to the standards of the GdT ESU and the GBV in schools	3.0K	323	11%

## Food Security



670K people targeted

723K people reached\*

108%



112% funding coverage

KEY INDICATORS	TARGET	REACHED	RESPONSE COVERAGE
Amount distributed as an unconditional cash transfer to the most vulnerable (USD)	4.5M	3.4M	76%
Number of emergency kits of agricultural inputs distributed	100.5K	198.3K	198%
Number of households receiving cash for work for watershed management	11.2K	32.7K	292%
Number of households receiving food rations to protect seed	100.5K	750	1%
Number of people receiving food rations	670.0K	527.9K	79%
Number of people who received an unconditional cash transfer	670.0K	87.1K	13%

## Health



2.2M people targeted

235K people reached\*

11%





1.3% funding coverage\*\*

KEY INDICATORS	TARGET	REACHED	RESPONSE COVERAGE
Number of health districts with mobile clinics	6	2	33%
Number of people sensitized to the target population	180.0K	69.9K	39%
Number of people trained on risks related to cholera	300	84	28%
Number of people trained on risk communication	32	43	134%
Number of sanitary districts without out of stock in EPI	23	10	43%
Number of target health facilities without out of stock in SR kits	12	4	33%

\* The number of people reached per sector is an estimation;

\*\* Some partners have used internal funds in the absence of donor contribution, hence the disparity between % funded and % reached;

### Nutrition

 1.1M people targeted    715K people reached\*    65%     35% funding coverage\*\*



KEY INDICATORS	TARGET	REACHED	RESPONSE COVERAGE
Number of children 6 - 23 months who received 3 distributions of plumpy Doz (blanket feeding)	166.0K	116.8K	70%
Number of children aged 6-23 months supplemented by disaggregated NPMs by gender	92.6K	392.4K	424%
Number of community health workers and birth mothers trained and operational on IYCF and Hygiene	3.0K	18.2K	607%
Number of functional therapeutic centers accessible to men and women, girls and boys	416	426	102%
Number of moderately malnourished children (girls and boys) admitted and treated in NSS	212.0K	138.9K	66%
Number of moderately malnourished pregnant and lactating women supplemented	60.0K	60.8K	101%
Number of new cases of SAM accepted and treated disaggregated by gender	70.8K	61.7K	87%
Number of women who received IYCF and Hygiene messages	213.8K	372.1K	174%

### Protection

 699K people targeted    335K people reached\*    48%     46% funding coverage

KEY INDICATORS	TARGET	REACHED	RESPONSE COVERAGE
Number of girls and boys with access to appropriate protection care services	120.0K	56.0K	47%
Number of vulnerable persons with access to at least one protection service	25.0K	33.5K	134%
Number of IDPs who have received at least one type of assistance	66.0K	5.0K	8%
Number of members of the host community who have received at least one type of assistance	55.0K	5.5K	10%
Number of people sensitized (women, men, girls and boys)	300.0K	222.0K	74%
Number of people trained in risk analysis, GBV prevention and response in emergencies	100	1.2K	1188%
Number of people trained on child protection in emergencies	505	2.4K	473%
Number of spontaneous returnees and repatriated who received assistance and reintegration services	35.0K	7.7K	22%
Number of structures and institutions that benefited from capacity building actions	265	171	65%
Number of survivors reported having access to at least one of the care services	3.5K	5.5K	158%

### Shelter/NFI

 238K people targeted    124K people reached\*    52%     18% funding coverage\*\*

KEY INDICATORS	TARGET	REACHED	RESPONSE COVERAGE
Households affected by natural disasters assisted in shelters and non-food items. (Percentage)	53	30	57%
Number of highly vulnerable households supported in the construction of emergency shelters	616	291	47%
Number of highly vulnerable households that are supported in the construction of semi-permanent shelters	365	1.0K	277%
Number of households receiving cash transfers to purchase standard non-food items kits	300	1.0K	348%
Number of households receiving standard emergency shelter kits	7.5K	1.8K	24%
Number of households receiving standard non-food item kits	30.9K	17.3K	56%
Number of households receiving standard semi-permanent shelter kits	5.0K	722	14%

### WASH

 648K people targeted    100K people reached\*    15%     16% funding coverage

KEY INDICATORS	TARGET	REACHED	RESPONSE COVERAGE
Number of health centers that benefited from the construction / rehabilitation of a water point	82	6	7%
Number of people disaggregated by gender who have access to at least 7.5l / day	302.0K	46.4K	15%
Number of people from water point management committees trained to insure the sustainability of infrastru	725	1.5K	204%
Number of people trained for the promotion of sanitation	2.3K	2.1K	90%
Number of people with access to emergency sanitation facilities separated by gender	302.0K	4.4K	1%
Number of plumbers / repairers trained, and equipped	145	66	46%
Number of schools benefitting from the construction / rehabilitation of a water point	145	37	26%
People who have been educated about good hygiene practices	1.3M	253.0K	20%