



MONTHLY MARKET MONITORING BULLETIN

Issue Number: 10

MAY: 2016

Background

The Monthly Market Monitoring Bulletin provides monthly market prices summary on the targeted Governorate markets. It also provides and allows the users to compare the current prices with the previous month and the pre-crisis (Feb 2015) average. The market prices data and information is collected from six Governorates targeted by FSIS Programme through the Governorate Focal Units (GFU) and FSTS in Sanaa city. The prices are collected from Hodeidah, Hajjah, Dhamar, Hadramout, Lahej and Sanaa city markets. The prices are collected from 3 representative market centers and average is calculated for each location.



Highlights

- According to FAO's (FPMA, May 2016), the International prices of wheat remained unstable in May 2016 although remained lower than a year earlier. The benchmark US wheat (No.2 Hard Red Winter, f.o.b.) price averaged USD 201 per ton in April 3 percent down from March and 16 percent below its level a year earlier.
- Despite the 16% decrease in the international market price, the average prices of wheat and wheat flour still shows an increasing trend in Yemen by 21.88% and 22.25% compared to the pre-crisis era of February 2015 and goes up by 10.16% and 6.04% compared to the previous month.
- According to the MoIT report Jan 2016 – April 2016, the volume of imported food commodities through Al Hodeidah port during the period of (January – April 2016) was 589,144 tons of wheat and cumulative total of 179,798 tons of sugar, rice, and cooking oil.
- The average prices of locally produced commodities showed some increase in the prices in most of the governorates, where the increase in sorghum was 14.81% in Hodeida, 11.82% in Sana'a city and 11.23% in Lahej compared to April 2016. This increase in sorghum during May 2016 was due to the season of Ramadan, as sorghum consumed more during this holy month. May 2016 prices is still much higher than the pre-crisis (February 2015) reaching 103.41% in Hodaidah and 90.51% Sana'a city and more than 50% in Hajjah and Hadramout and 42.13% in Dhamar
- The shortage of hard currency for the importation of basic commodities continued affecting the average prices of Sugar and other commodities in the local market.
- The average price of different types of animals (sheep and goat) showed slight increase in average prices because of supply and demand factors prevailing in all local markets in most targeted governorates.
- Compared to the previous month, the monthly retail price of diesel and petrol remain unchanged in Hadramout, while it increased in all other target governorates, the increase ranging from 0.98% in Dhamar, 8.67 in Hajja 10.55% in Sana'a city, 20.90% in Hodeida, and 40.78% in Lahej. The prices of fuel is manipulated by the actors in the parallel market based on the supply and demand in the different local markets. However, the prices of fuel are much higher when compared to the pre-crisis era. The increase reached for petrol in Sana'a 71.67%, Dhamar 72.5%, Hajjah 81.11%, in Lahej 101.3% and in Hodaidah 102.5%. The increase in prices for diesel was the highest in Lahej 138.6%, while in other targeted governorates are ranged between 24% in Sana'a city and 31.67% in Dhamar

• [Retail Market Prices and Trends of Key Commodities](#)

Fig 1. Average Retail Price of Wheat, wheat flour and Rice (YR/Kg) January 2015 - May 2016

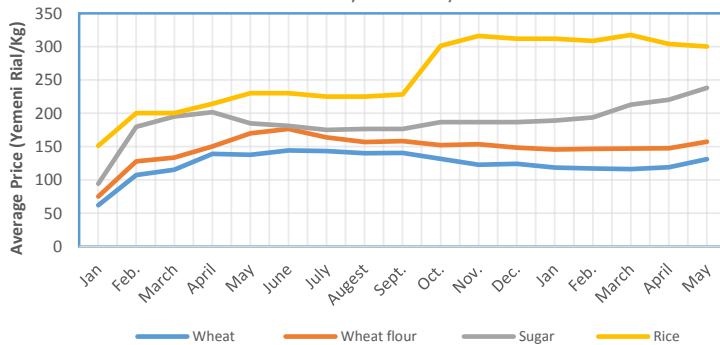


Table 1 Average Retail Price (YR/Kg) of Imported commodities and % change

Cereals	May 2016 price	Percentage change	
		1 Month	Pre-crisis ¹
Wheat	130.90	10.16%	21.88%
Wheat flour	156.49	6.04%	22.25%
Sugar	237.63	7.95%	32.31%
Rice	299.97	-1.23%	49.98%
Veg oil	481.28	6.57%	39.26%

Fig 2. Average Retail Prices of Locally produced cereals (YR/Kg) Jan 2015- May 2016

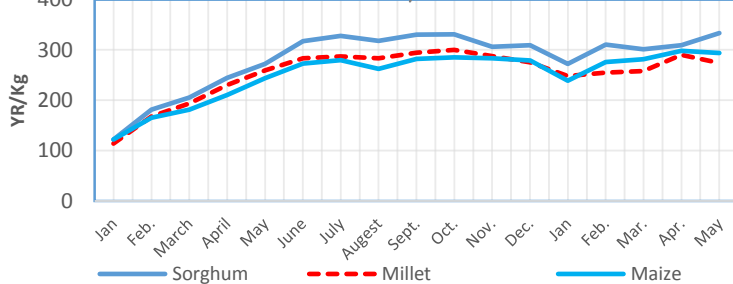


Table 2 Average Retail Price (YR/KG) of Locally produced cereals and % change

Cereals	May 2016 price	Percentage change	
		1 Month	Pre-crisis
Sorghum	331.42	7.15%	82.70%
Millet	272.29	-6.02%	62.66%
Maize	294.31	-1.24%	77.94%
Barley	274.28	0.99%	80.45%
Faba-Beans	251.17	3.99%	NA
Beans	384.53	1.36%	28.60%
Lentils	463.89	2.43%	35.96%

¹ Pre-crisis prices refer to the February 2015 prices prior to the escalation of the conflict in Yemen.



Monthly Average Prices of Locally Produced Commodities

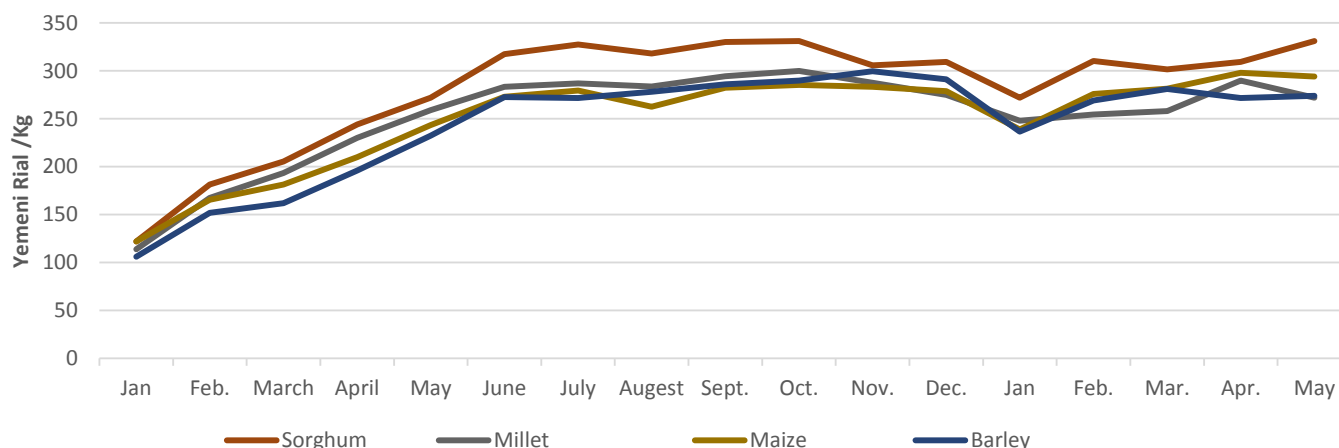
Cereals

Table 3: Average price of locally produced cereals (YR/Kg May . 2016 and % change over 1 month and 1 year

Item	% change	Sanaa city	Hodeida	Hajjah	Dhamar	Hadramout	Lahj
Sorghum	May	343	258	273	256	408	450
	1 M	11.82%	14.81%	-1.50%	2.16%	4.19%	11.23%
	Pre-crisis	90.51%	103.41%	60.78%	42.13%	63.23%	NA
Millet	May	216	163	271	245	340	400
	1 M	7.92%	2.63%	-0.91%	22.50%	-15.10%	60.00%
	Pre-crisis	26.96%	27.95%	59.31%	22.50%	99.75%	NA
Maize	May	310	263	279	227	288	400
	1 M	-4.86%	-2.33%	3.08%	1.49%	-10.16%	5.49%
	Pre-crisis	82.35%	106.69%	55.09%	33.33%	59.72%	NA
Barley	May	251	300	325	228	292	250
	1 M	-4.75%	0.00%	11.43%	6.23%	-2.56%	-4.00%
	Pre-crisis	79.17%	130.77%	116.67%	42.19%	62.41%	NA
Faba Bean	May	249	267	333	307	351	NA
	1 M	28.88%	12.33%	12.68%	0.00%	0.57%	NA
	Pre-crisis	NA	NA	NA	NA	NA	NA
Beans	May	353	383	383	400	321	463
	1 M	1.92%	-3.66%	16.25%	-7.69%	-3.37%	6.73%
	Pre-crisis	15.85%	19.05%	21.86%	28.33%	28.20%	NA
Lentils	May	427	496	413	458	494	496
	1 M	11.30%	3.48%	-2.94%	1.85%	0.36%	1.71%
	Pre-crisis	20.87%	65.28%	2.36%	30.95%	64.72%	NA

- The average price of sorghum in May 2016 ranged from 256YR in Dhamar to 450YR in Lahej. The average price in May 2016 showed an increase ranging from 14.81% in Hodeida, 11.82% in Sana'a city, 11.23% in Lahej compared to April 2016. The increase in prices of sorghum was also evident in Dhamar and Hadramout. The only exception was in Hajjah Governorate where the sorghum prices decreased by 1.5% in May 2016 compared to April 2016. The increase in prices of sorghum in most of the targeted governorates in May 2016 is mainly related to less supply to the markets and the holy month of Ramadhan. Moreover, when average prices of sorghum are compared with the pre-crisis era it appears that there is a significant increase reaching nearly 103.41% in Hodeidah, 90.51% Sana'a city, 63.23% in Hadramout 60.78% in Hajjah and 42.13% Dhamar.
- The average prices of millet in May 2016 slightly increased in nearly all targeted governorates compared to April 2016. The increase ranged from 22.5% in Dhamar, 7.92% in Sana'a and 2.63% in Hodeida, while it decreased by 15% in Hadramout. It has to be noted that the average prices of millet are higher than the average prices of the same crop during the pre-crisis era.
- The average prices of maize in May 2016 ranged from 227 YR in Dhamar to 400 YR in Lahej. The average prices of maize compared to April 2016 prices show a slight decrease in Sana'a (-4.88%), Hodeida (-2.33%) and Hadramout (-10.16%). On the other side, average prices in other targeted governorates showed a slight increase in May 2016 compared to April 2016 of the same year.
- Due to the seasonal factors, the average prices of locally produced crops in some governorates show price decline and minor fluctuation.

Figure: 3 Retail price of local cereals (YR/Kg) - Jan 2015 - May 2016



Vegetables

Table 4: Average Prices of vegetables (YR/Kg) May 2016 – and the change % previous month

Commodities	Month	Sanaa city	Hodeida	Hajjah	Dhamar	Hadramout	Lahj
Onion	May	200	138	221	185	102	100
	1 M	2.13%	11.49%	1.92%	25.35%	-6.15%	-11.11%
Tomato	May	375	317	329	333	275	221
	1 M	12.50%	11.76%	19.70%	22.14%	30.43%	-11.67%
Potato	May	283	213	271	229	279	258
	1 M	-16.05%	-32.89%	-16.67%	-22.54%	-9.46%	-7.46%
Pepper	May	421	342	350	456	633	525
	1 M	1.00%	-33.33%	-6.67%	2.34%	13.43%	-12.50%
Chilly	May	400	400	483	433	600	
	1 M	-20.66%	-7.69%	-21.09%	-18.75%	-10.56%	1.23%

- The average prices of onion in Dhamar increased by 25.35% in May 2016 compared to April 2015, while a slight increase in Sana'a City, Hodeida and Hajja markets. The average prices of onion in May 2016 were slightly lower than April 2016 in Hadramout and Lahej Governorates markets. The decrease in prices in Hadramout and Lahej i attributed to the availability of the product in local markets during this month.
- The average prices of tomatoes were slightly higher in May 2016 compared to April 2016 of the same year in all target governorates. The increase in average prices of tomatoes is mainly seasonal.
- Average prices of potatoes in May 2016 showed a decrease in nearly all targeted governorates compared to April 2016. This decrease is related to availability in the market and improved supply of the product in the main growing areas.



Imported food commodities

Table 5: Average price of Imported Food Commodities (YR/Kg) & % changes (previous month and Pre-crisis)

	% change	Governorates					
		Sanaa city	Hodeida	Hajjah	Dhamar	Hadramout	Lahj
Wheat	May	144	130	107	135	138	132
	1 M	11.61%	14.71%	7.76%	11.72%	6.90%	8.22%
	Pre-crisis	10.90%	30.00%	38.31%	22.73%	15.07%	NA
Wheat flour	May	157	157	164	159	154	148
	1 M	5.03%	8.67%	7.07%	6.11%	9.94%	6.91%
	Pre-crisis	20.51%	30.56%	64.17%	6.11%	9.94%	NA
Sugar	May	247	251	225	244	228	231
	1 M	9.63%	11.48%	3.05%	10.98%	10.49%	2.21%
	Pre-crisis	54.17%	32.02%	13.64%	43.63%	26.81%	NA
Rice 1/ Basmati	May	396	370	400	450	350	400
	1 M	2.71%	8.91%	8.36%	1.95%	-0.60%	-10.79%
	Pre-crisis	NA	NA	NA	NA	NA	NA
Rice2/ non	May	205	261	246	205	171	148
	1 M	4.24%	9.29%	16.83%	4.24%	-2.38%	-26.53%
	Pre-crisis	36.67%	73.89%	63.89%	36.67%	22.02%	NA
Veg. oil	May	405	394	479	435	316	312
	1 M	0.83%	16.22%	7.48%	2.45%	10.28%	5.80%
	Pre-crisis	24.74%	14.25%	23.50%	3.57%	26.27%	NA

- The average price of wheat in May 2016 ranged from 144YR to 107YR in the different targeted governorates. Compared to April 2016 there was price increase ranging from 7% to 11% in different governorates. There is a significant increase in prices of wheat ranging from 15% in Hadramout to 38% in Hajjah and 30% in Hodeida compared to the pre-crisis.
- A slight increase in the average prices of wheat flour was observed in May 2016 compared to April 2016. The percentage increase ranged from 9.94% in Hadramout to 8.67% in Hodeida. Prices of wheat flour in May 2016 are significantly higher than the average prices during the pre-crisis era. Average prices of sugar, rice, and Vegetable oil showed a slight increase in May when compared to April 2016. The increase in prices of imported commodities is related to the fluctuation and decline of Yemeni Rial exchange rate against US dollar in the parallel market.

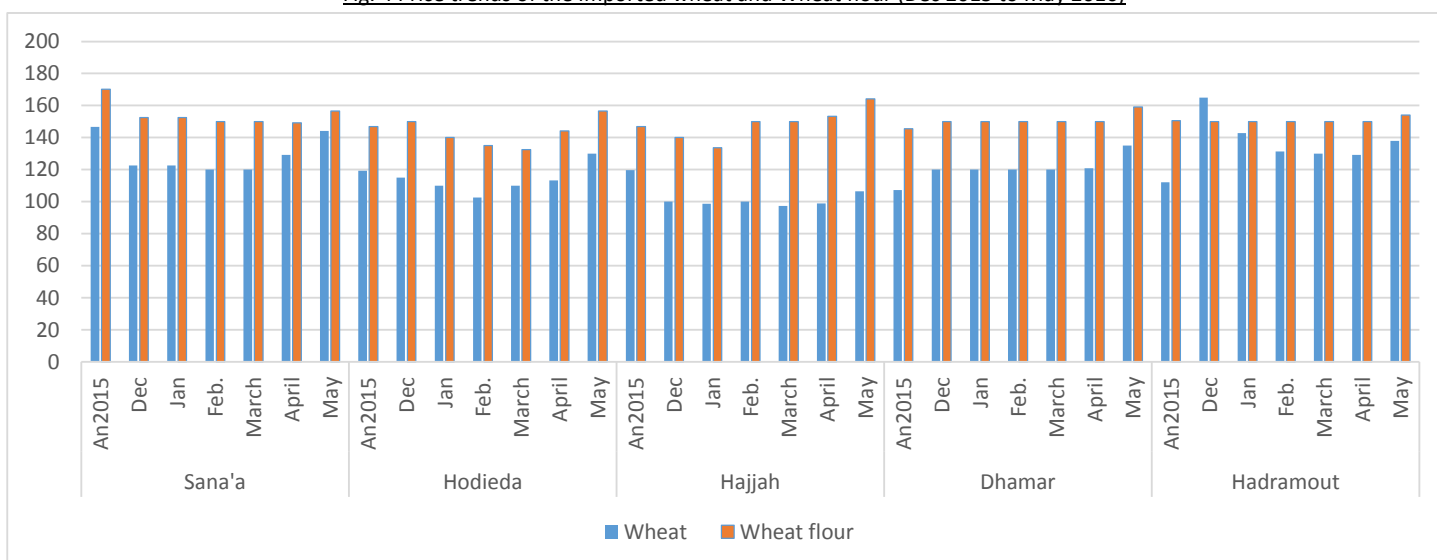
Fisheries

Table 6: Average price of common fish types (YR/Kg,) May.2016 – and the change % previous month and pre-crisis. 2016.

Governorates		Common Fish Types			
		Thamad	Sakhla	Bagha	Jahsh
Sanaa city	May	1500	1846	479	1267
	1 M	-13.46%	-12.62%	-20.14%	-14.12%
Dhamar	May	1500	2067	600	1825
	1 M	-17.81%	-18.95%	-0.69%	-0.45%
Hodeidah	May	1250	1313	429	1108
	1 M	-3.85%	-10.00%	-25.90%	-11.33%
Hadramout	May	975	1958	483	950
	1 M	5.88%	-17.25%	-19.72%	6.54%
Hajjah	May	1033	1267	279	1275
	1 M	-20.51%	-19.36%	-21.18%	-19.05%
Lahj	May	1392	NA	392	725
	1 M	-4.57%	NA	4.44%	-3.33%

- The Thamad type of fish showed a decrease in average prices in May 2016 compared to April 2016 in nearly most targeted governorates. The reason for this decrease is mainly seasonal. The same trend was observed in Sakhla in most targeted governorates.
- The average prices of Bagha type of fish showed a decreased trend in May 2016 compared to April 2016. The decrease in prices is mainly seasonal and related to the availability of this type of fish in the markets of targeted governorates.
- There was a decreased average price in Gahsh in most targeted governorates. The decreased trend in prices is mainly seasonal. Gahsh fish is normally available during this time of the year.

Fig. 4 Price trends of the Imported wheat and Wheat flour (Dec 2015 to May 2016)



Livestock and livestock products



Table 7: Average price of live animal (YR/Head)) May.2016 – and % change (previous month and pre-crises).

Item	% change	Sanaa city	Hodeidah	Hajjah	Dhamar	Hadramout	Lahj
Sheep/6 month	May	24708	13250	14625	20000	18500	20167
	1 M	8.21%	18.66%	-0.43%	-6.98%	0.91%	11.52%
Sheep12 month	May	29917	21000	26375	30113	27833	29125
	1 M	-0.83%	14.55%	-0.71%	-5.16%	-3.75%	28.97%
Goat/6 month	May	26458	16417	13375	21000	22708	22625
	1 M	8.36%	13.22%	0.94%	-6.67%	-4.72%	9.26%
Goat/12 month	May	32333	23833	24313	31450	33250	30042
	1 M	-2.27%	9.16%	0.00%	-3.97%	-0.50%	10.58%
Live chicken	May	1167	971	1200	1300	1138	1017
	1 M	7.26%	5.43%	3.18%	9.06%	1.88%	0.39%

- The average monthly prices of six-month-old sheep decreased by -6.98% in Dhamar and increased by 0.91% in Hadramout and 18.65% in Hodeida.
- The average prices of 12 month old sheep decreased in May 2016 compared to April 2016 ranging from 0.83% in Sana' city , 0.71% in Hajja, 5.16% in Dhamar and 3.75% in Hadramout. The increase of average prices of 12-month-old sheep was observed in Hodeida (14.55%) and Lahej (28.97%).
- The average price of 6 months old goat showed an increase in May 2016 in Sana'a city, Hodeida, Hajja, and Lahej the increase in average prices ranged from 0.94% in Hajja to 13.22 in Hodeida compared to April 2016.
- The average prices of 12 months old goat showed 10.5% increase in Lahaj, 9.16% in Hodeidah while the price decreased by 3.9% in Dhamar, 2.3% Sanaa city and no change in Hajjah and Hadramout.
- Average prices of chicken showed and increase ranging from 0.39% in Lahej, 1.88% in Hadramout, 3.18% in Hajjah, 5.4% in Hodeidah, 7.26% in Sanaa city, and 9.06% in Dhamar.

Table 8: Average Prices of animal products (YR/Kg)) May.2016 – and % change (previous month and pre-crises).

mmodities	Month	Sanaa city	Hodeidah	Hajjah	Dhamar	adramou t	Lahj
Beef	May	2000	2500	2342	2250	2138	NA
	1 M	0.00%	0.00%	-0.35%	0.00%	6.88%	NA
Mutton	May	2500	2500	2433	2500	2817	2500
	1 M	0.00%	0.00%	-0.34%	0.00%	-4.79%	0.00%
Cow Milk local	May	300	398	NA	375	410	NA
	1 M	0.00%	3.70%	NA	0.56%	5.58%	NA
Processed powder milk	May	1300	1768	2163	1417	1192	1917
	1 M	-5.45%	11.22%	-6.99%	1.19%	17.70%	0.88%
Chicken meat	May	788	1108	754	775	677	788
	1 M	-1.56%	3.91%	-19.20%	3.91%	5.05%	-2.07%
Egg (30 eggs)	May	763	813	758	767	846	817
	1 M	0.00%	2.63%	1.11%	-1.08%	1.00%	-5.31%

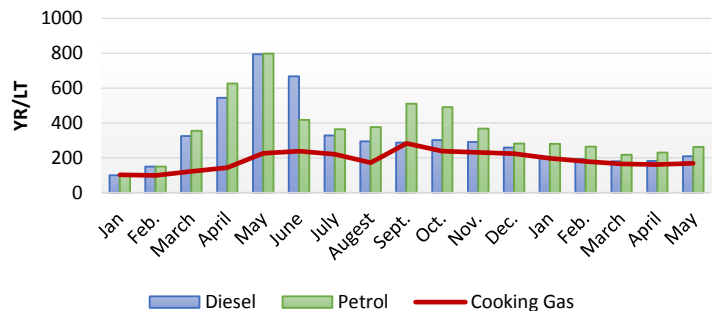
- The average retail price of the animal products and compared to the previous month remains stable in most of the products.
- The price of beef in Hadramout has increased by 6.88% while the price of mutton decreased by 4.79% compared to April 2016.
- The prices of chicken meat have decreased by 19.2% in Hajjah, 2% in Lahaj, and by 1.5% in Sanaa city. The chicken prices have increased by 5% in Hadramout and by 3.9% in Dhamar and Hodeidah respectively.
- The prices of cow milk increased by 5.58% in Hadramout and 3.7% in Hodeidah compared to April 2016. Similarly, the price of processed milk increased by 17.7% in Hadramout, 11.2% in Hodeidah, 1.2% in Dhamar while it has decreased by 6.9% in Hajjah and 5.45% in Sanaa city.

Table 9 : Average price of fuel (Diesel and Petrol) and Cooking gas and % change (May 2016, previous month and Pre-crisis)

Item	% change	Sanaa city	Hodeidah	Hajjah	Dhamar	Hadramout	Lahj
Diesel (YR/LT)	May	186	188	188	198	140	358
	1 M	5.33%	6.89%	10.27%	12.06%	0.00%	43.33%
	Pre-crisis	24.06%	25.00%	25.28%	31.67%	-6.67%	138.6%
Petrol (YR/Lt)	May	258	304	272	259	175	302
	1 M	10.55%	20.90%	8.67%	0.98%	0.00%	40.78%
	Pre-crisis	71.67%	102.50%	81.11%	72.50%	16.67%	101.3%
Cooking gas YR/18Kg	May	3042	3333	3263	3238	2400	2992
	1 M	5.19%	8.11%	9.60%	4.86%	-3.36%	0.28%
	Pre-crisis	44.84%	122.22%	40.36%	115.83 %	60.00%	NA

- Average prices of diesel ranged from 186YR in Sana'a city to 358YR in Lahaj. These average prices of May are much higher than the average prices of April 2016. The increase in the average prices of diesel reached 12.06 % in Dhamar, 10.27 % in Hajja, 43.33% in Lahaj, 6.89% in Hodeida and 5.33% in Sana'a. The average prices of May 2016 are far higher than the average prices of diesel during the pre-crisis era.
- The average price of petrol showed a significant increase in May 2016 compared to April 2016. The percentage increase ranged from 10.55% in Sana'a city, 20.90% in Hodeida, 8.67% in Hajja, 0.98% in Dhamar, and 40.78% in Lahaj. The average price of petrol remained unchanged in Hadramout.
- The average price of 18 liter cooking gas cylinder showed an increased trend in most targeted governorates in May 2016 as compared to April 2016. The exception was Hadramout where the average price of the same cylinder decreased by -3.36%. In general, prices of different types of fuel are much higher when compared to the pre-crisis era. The increase reached for petrol in Sana'a 71.67%, in Lahaj 101.3%, in Hodeidah 102.5%, in Hajjah 81.11% and in Dhamar 72.5%. The increase in prices for diesel was the highest in Lahaj 138.6%, while in other targeted governorates are ranged between 24% in Sana'a city and 31.67% in Dhamar

Fig 5 : Average Retail Price of Diesel, Petrol and Cooking gas (YR/LT) Jan 2015-May2016



The Market information Bulletin is one of the regular products of the FSTS supported by **FAO - FSIS Programme funded by the European Union**. The contents of this publication are the sole responsibility of FSTS and do not reflect the views of the European Union or FAO.

For more information please contact: Ministry of Planning and International Cooperation MoPIC /FSTS: Fifth Floor
 Tel/Fax 00-967 -1- 238215
 E. mail: dmukred@yemen.net.ye - www.fsts.gov.om

The Yemen Food Security Information Systems (FSIS) Development Programme is funded by the European Union and implemented by the Food and Agriculture Organization of the United Nations (FAO) and the Food Security Technical Secretariat (FSTS) of the Ministry of Planning and International Cooperation (MOPIC).



Food and Agriculture Organization of the United Nations

