

FSAC reached end of 4<sup>th</sup> quarter 2016, total **1.48 million** people against a target of **1.8 million** people (**81%**). The conflict-affected people, refugees, and returnees, documented and undocumented returnees remain **745,984 (103%)** people against the revised target including the flush appeal of **725,545** people for food assistance. Total **481,638** conflicts affected received food assistance and **37,746 (9%)** people received livelihood support. Total **97,125 (52%)** natural-disaster-affected people against the total target of **188,000** people received emergency and livelihoods support. Response against severely food insecure people with tiny increase against the revised target of **300,000** people, total **327,201 (109%)** people received food assistance. The emergency livelihoods assistance significant increase **354,835(170%)** against a target of 208,269 people. FSAC has received **71.63 million USD** till to date (**78.35%**) of the total target of **91.5 million USD** with a total gap of **19.83 million USD**.

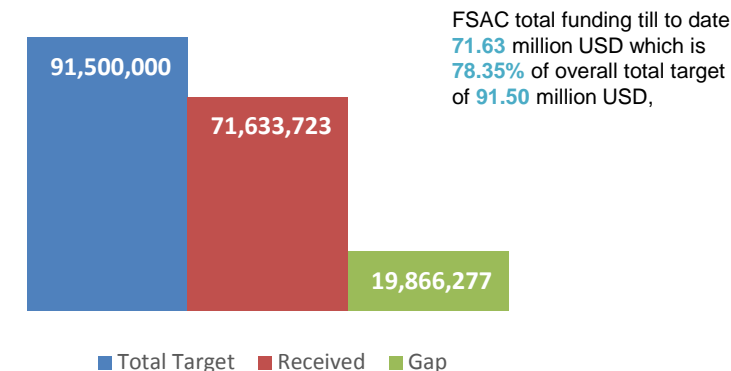
### Beneficiaries Reach against HRP Targets

HRP Indicator	Achievements	Gap	Target	HRP Indicator	Achievements	Gap	Target
Number of conflict-affected people assisted on time with appropriate unconditional transfer (food, cash, or voucher)	745,984 (103%)	0	725,545	Number of natural disaster-affected people received emergency livelihood support	65,884 (47%)	75,116	141,000
Number of the IDPs, new and Pre-2016 refugee returnees and undocumented returnees received emergency livelihood support	37,746 (9%)	362,254	400,000	Number of severely food insecure people assisted on time with appropriate protection livelihood support (agriculture/livestock inputs and livestock vaccines)	354,855 (170%)	0	208,269
Number of natural disaster-affected people assisted on time with appropriate unconditional transfer (food, cash, or voucher)	31,241 (17%)	156,759	188,000	Number of very severely food insecure individuals assisted on time with appropriate unconditional transfers (food, cash, or voucher)	327,201 (109%)	0	300,000

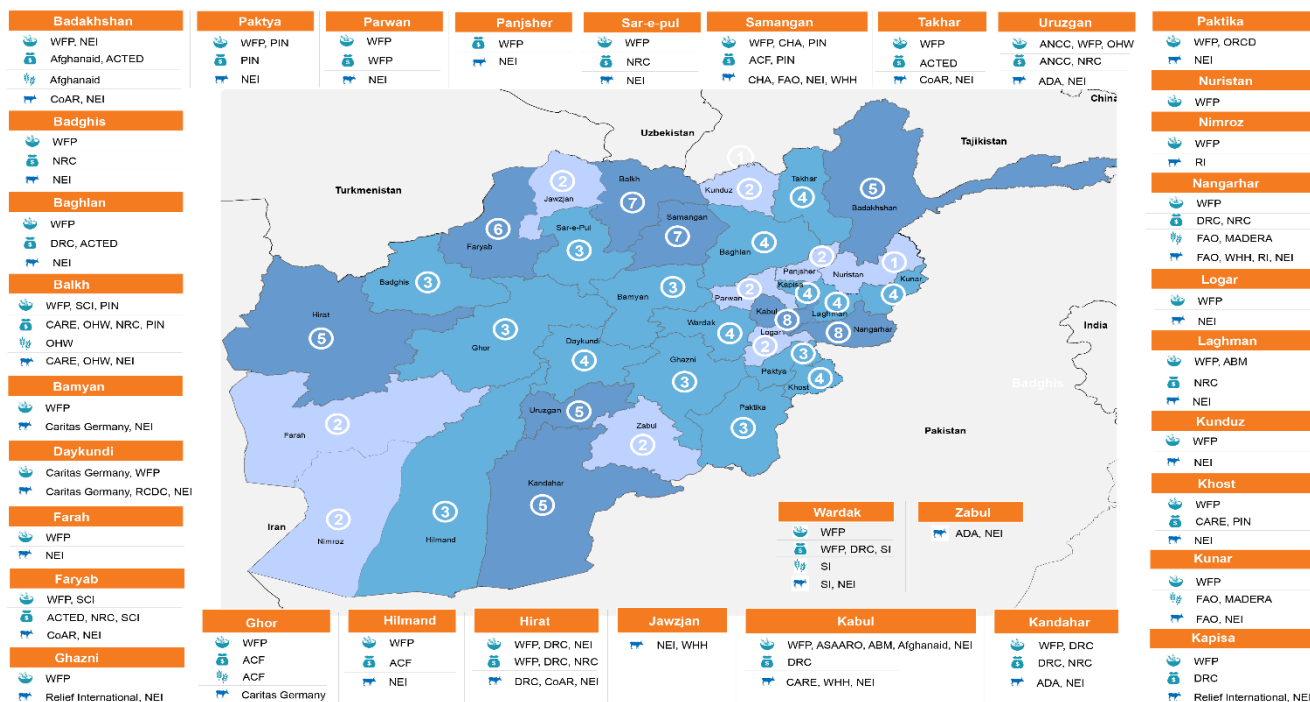
### Key FSAC Figures

People in need of FSAC	People Targeted by FSAC	Total People Reached	Funding Requirements (USD)	Total Fund Received (USD)	Total Gap for 2016 (USD)
2.4 Million	1.8 Million	1.48 Million	91.50 Million	71.63 Million	19.83 Million

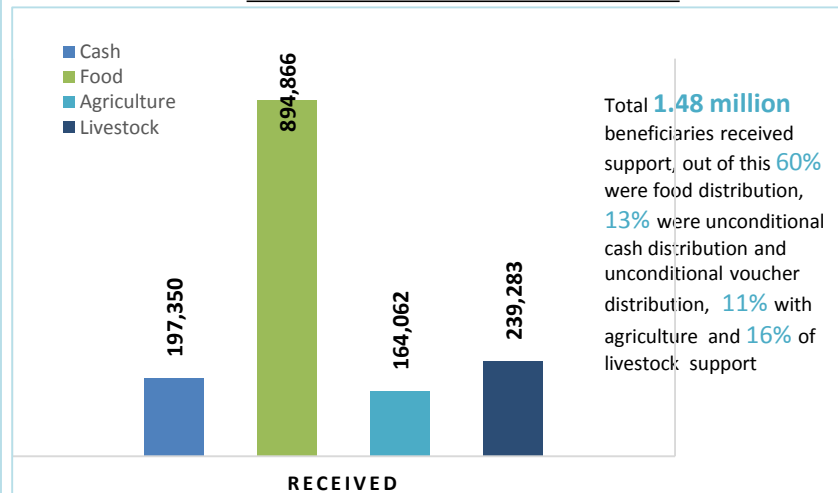
### Overall Cluster Funding Status (USD)



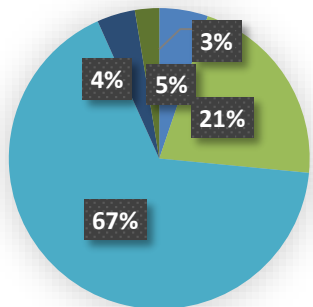
### FSAC Partners Presence Converge 3W Map



### Cluster Indicators Beneficiaries Reached



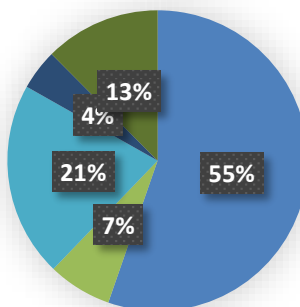
**Conflict IDPs Reached**



Total **481,638** Conflict IDPs, out of this **321,573** were unconditional food distribution, **102,530** were unconditional cash distribution, **19,789** were unconditional voucher distribution, **25,200** were agriculture and **12,546** with livestock support

■ Agriculture ■ Unconditional Cash ■ Unconditional Food ■ Unconditional Voucher ■ Livestock

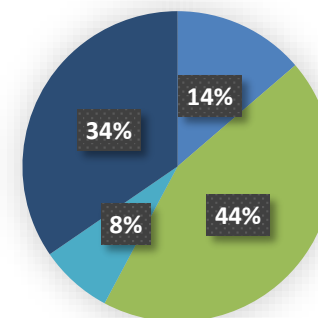
**Natural Disaster Reached**



Total **97,125** natural disaster, out of this **20,342** were unconditional food distribution, **6,664** were unconditional cash distribution, **4,235** unconditional voucher distribution, **53,662** were agriculture and **12,089** with livestock support

■ Agriculture ■ Unconditional Cash ■ Unconditional Food ■ Unconditional Voucher ■ Livestock

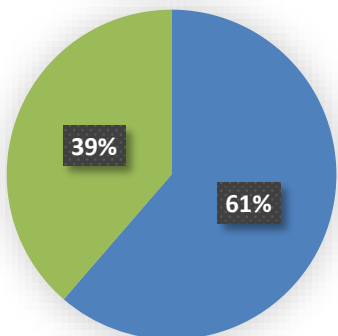
**Severely Food Insecure Reached**



Total **620,691** severely food insecure, out of this **273,714** were unconditional food distribution, **47,262** were unconditional cash & voucher distribution, **85,067** were agriculture, **214,648** with livestock support

■ Agriculture ■ Unconditional Food ■ Unconditional Cash & Voucher ■ Livestock

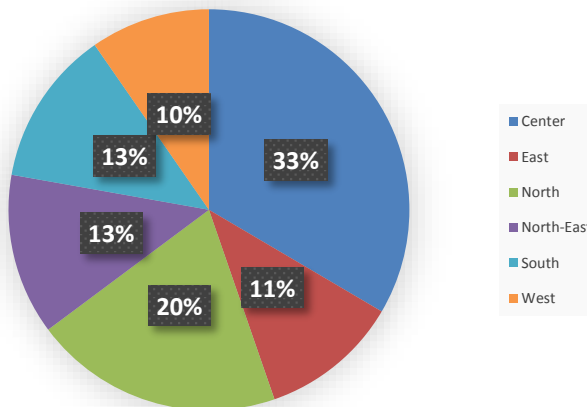
**Refugees & Returnees Reached**



Total **285,271** Refugees & Returnees, out of this **175,000** were refugees in Khost and Paktika province, and the remaining **110,271** were returnees in different locations received unconditional food distribution.

■ Refugees ■ Returnees

**Cluster Response at Regional Level**



■ Center  
 ■ East  
 ■ North  
 ■ North-East  
 ■ South  
 ■ West

Total **1.48** million people received response in food, cash, agriculture and livestock in all regions till to date. From which **481,638** were Conflict IDPs, **97,125** were Natural Disaster Affected, **620,691** were Severely Food Insecure, **175,000** were Refugees and **110,271** were Returnees. As per the target of **1.8** million which is **81%** of overall total target.

Information presented on this dashboard reflects data reported by the partners below to the Food Security & Agriculture Cluster (FSAC) from January to December 2016:



DATA SOURCES: FSAC 3W data updated from January – December 2016; funding status data updated as of October 2016; quarterly achievements data updated as of December 2016; Afghanistan Humanitarian Response Plan 2016

[www.FScluster.org/afghanistan](http://www.FScluster.org/afghanistan)

Javed Khan, Information Management Officer: [javedkhan.Bazargkheil@fao.org](mailto:javedkhan.Bazargkheil@fao.org)  
 Ziaullah Karokhel, National Data Analyst: [ziaullah.karokhel@fao.org](mailto:ziaullah.karokhel@fao.org)

The boundaries and names shown and the designations used on this map do not imply official endorsement or acceptance by the UN.  
 Date Created: January 2017 Source: Afghanistan

