

AFGHANISTAN




HUMANITARIAN RESPONSE PLAN 2018-2021

2020 QUARTER THREE DASHBOARD (JAN - SEP 2020)

OVERVIEW

By the end of Q3 2020, humanitarian partners had reached 7.6 million people with some form of assistance, including 3 million people who received COVID-19 support. This wide reach was partly enabled by significant carry-over funds from 2019 into 2020 (\$96 million). Under-funding in 2020 (39% as of 30 Sep), however, has limited the depth of assistance provided, forcing greater focus on higher-reach, lower-cost response activities, predominantly related to the pandemic. Significant unmet needs due to under-funding, reluctance to attend health and nutrition centres and the delayed rollout of complementary development assistance will compound needs in 2021.

STRATEGIC OBJECTIVES


-  1 Lives are saved in the areas of highest need
-  2 Protection violations are reduced and respect for International Humanitarian Law is increased
-  3 Vulnerable people are supported to build their resilience

KEY ACHIEVEMENTS BY SECTOR ¹

SECTOR	PEOPLE IN NEED	PLANNED REACH	PEOPLE REACHED	% CHILDREN, WOMEN, MEN	FUNDING REQUIRED (US\$)	FUNDING ² RECEIVED (US\$)
 EDUCATION IN EMERGENCIES	2.6M	0.9M	39% 0.4M	100% 0% 0%	68.1M	2% 1.5M
 EMERGENCY SHELTER & NFI	5.3M	1.4M	38% 0.5M	54% 22% 24%	122.9M	4% 4.9M
 FOOD SECURITY & AGRICULTURE	13.2M	9.8M	64% 6.2M	42% 28% 29%	370.3M	39% 144.4M
 HEALTH	10.1M	7.0M	49% 3.4M	33% 36% 31%	171.1M	22% 37.5M
 NUTRITION	4.6M	2.4M	65% 1.6M	60% 40% 0%	114.6M	25% 29.2M
 PROTECTION	11.5M	2.3M	69% 1.6M	39% 25% 36%	91.9M	41% 38.0M
 WATER, SANITATION & HYGIENE	7.2M	3.8M	80% 3.0M	48% 23% 29%	152.2M	12% 18.7M
 AVIATION	-	-	-	-	25M	44% 11.0M
 COORDINATION	-	-	-	-	14.9M	38% 5.7M
TOTAL	14M	11.1M	69% 7.6M	41% 29% 30%	1.1B	39% 437.2M
COVID-19 RESPONSE ³	7.6M	5.4M	57% 3M		395.7M	28% 112.7M
NON-COVID-19 RESPONSE	10.4M	6.8M	95% 6.5M		735.4M	44% 324.5M

 14 MILLION PEOPLE IN NEED

 11.1 MILLION PLANNED REACH


 US\$1.1 BILLION FUNDING REQUIRED

7.6 MILLION (69%) PEOPLE REACHED


\$437 MILLION (39%) RECEIVED

BY POPULATION GROUP


VULNERABLE PEOPLE WITH HUMANITARIAN NEEDS

 12.8M PEOPLE IN NEED
10.1M PLANNED REACH
6.6M PEOPLE REACHED

SHOCK-AFFECTED NON-DISPLACED PEOPLE

 0.18M PEOPLE IN NEED
0.18M PLANNED REACH
0.4M REACHED

INTERNALLY DISPLACED PEOPLE

 0.5M PEOPLE IN NEED
0.4M PLANNED REACH
0.23M REACHED

REFUGEES AND RETURNEES

 0.6M PEOPLE IN NEED
0.5M PLANNED REACH
0.39M REACHED

Last updated: 11 November 2020 Notes: (1) People reached and funding for the refugee chapter are included in the cluster totals. (2) Total funding received also includes \$146m under multiple sectors or sector not specified. Total does not include a \$96 million carry-over from 2019. (3) Some people will receive both COVID-19 and non-COVID-19-related assistance under the HRP.

For more information visit: <http://unocha.org/afghanistan> <https://reliefweb.int/country/afg> <http://afg.humanitarianresponse.info> <https://fts.unocha.org/appeals/929/summary> <https://hum-insight.info/plan/929>