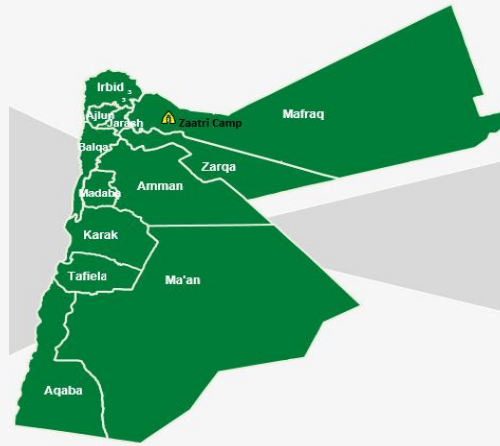


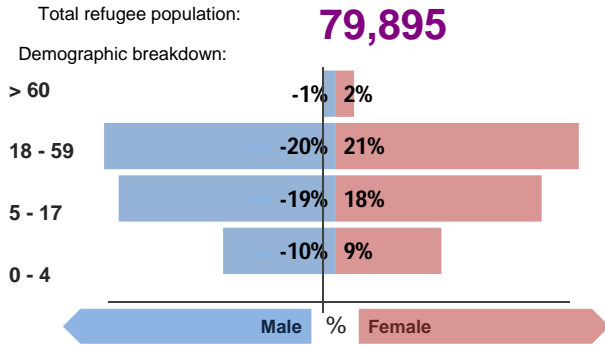


Refugee population



Key facts

Camp opened:
July 2012



Indicators at a glance

1 Health utilisation rate	6.8	X
2 Number of consultations per clinician per day	33	✓
3 Hospitalisation rate (/1000/year)	50.4	
4 Referral rate (/1000/month)	8.8	
5 % deliveries attended by skilled personnel	100.0%	✓
6 Crude Mortality Rate (CMR) (/1000/month)	0.1	✓
7 Under-five Mortality Rate (U5MR) (/1000/month)	0.3	✓
8 Neonatal Mortality Rate (NNMR) (/1000 livebirths)	10.2	✓

Notes

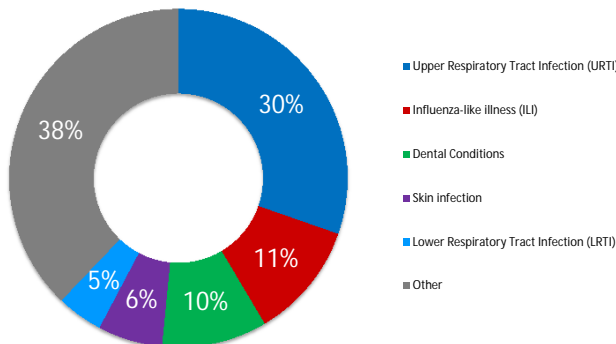
This public health profile for Za'atri refugee camp is compiled from health facility data from the following partners:

- IMC Clinic
- JHAS Clinic
- Moroccan Field Hospital
- Saudi Clinic
- MSF Holland
- RAF Qatari Clinic
- AMR Clinic 1 (Comprehensive Charitable Medical Center)
- AMR Clinic 2 (Maternity and Childhood Center)
- IRC Clinic

Data is collected using standardised Health Information System (HIS) data collection and reporting tools and aims to be as accurate as possible.

Morbidity

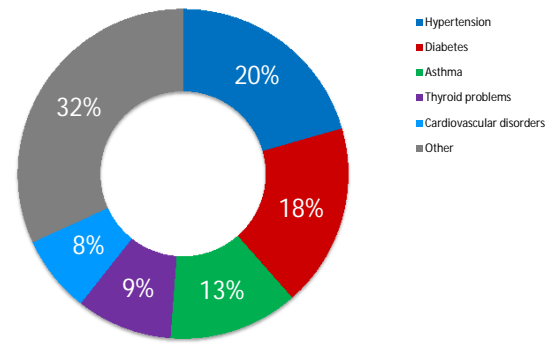
Acute health conditions (%)



Top 5 acute health conditions

	% morbidity	# of cases
1 Upper Respiratory Tract Infection (URTI)	30%	54,481
2 Influenza-like illness (ILI)	11%	20,011
3 Dental Conditions	10%	18,087
4 Skin infection	6%	11,092
5 Lower Respiratory Tract Infection (LRTI)	4%	7,928
- Other	38%	67,981

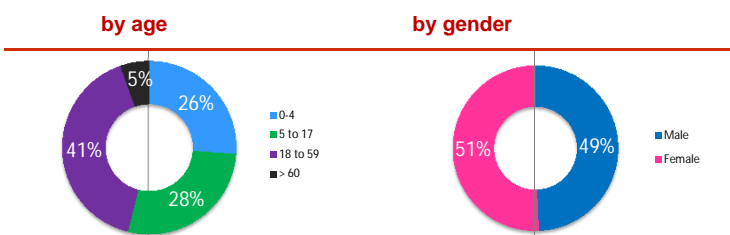
Chronic health conditions (%)



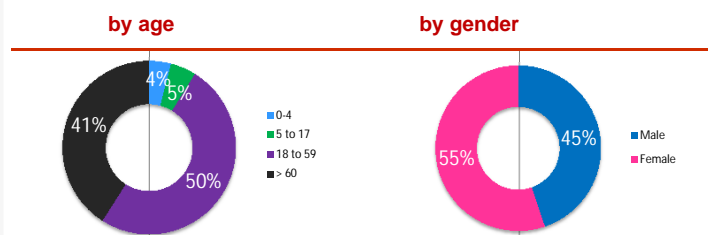
Top 5 chronic health conditions

	% morbidity	# of cases
1 Hypertension	21%	8,533
2 Diabetes	18%	7,462
3 Asthma	13%	5,272
4 Thyroid problems	9%	3,899
5 Cardiovascular disorders	8%	3,139
- Other	32%	13,216

Breakdown of acute health conditions



Breakdown of chronic health conditions



UNHCR gratefully acknowledges the support of the following partners:



Public Health

Health Impact

	Indicator	Standard	
Crude Mortality Rate (CMR) (/1000/month)	0.1	< 0.48	✓
Under-five Mortality Rate (U5MR) (/1000/month)	0.3	< 1.5	✓
Neonatal Mortality Rate (NNMR) (/1000 livebirths)	10.2	< 14.9	✓

Access and utilization

No. of health facilities	1 : 9987	1 : < 10,000	✓
Total number of consultations	273,366		
Health utilisation rate	6.8	1 - 4	✗
No. of consultations per trained clinician per day	33	< 50	✓

Outbreak Alert and Response

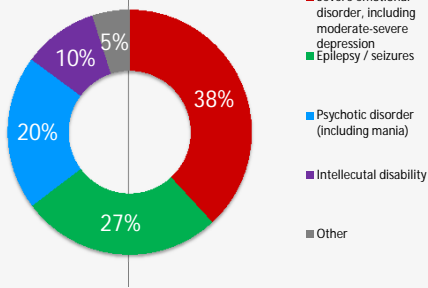
	Indicator	Standard
Number of outbreaks reported	0	
% of outbreaks investigated within 48 hours		100%

Laboratory

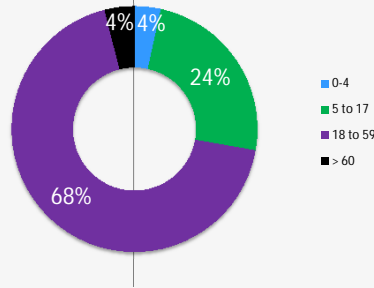
Number of laboratory samples	95,745
------------------------------	--------

Breakdown of mental health conditions

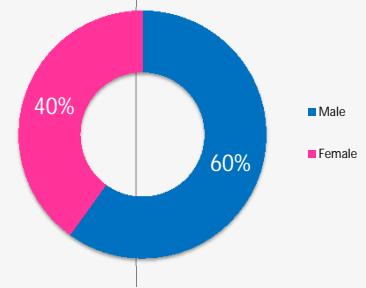
By cause



By age

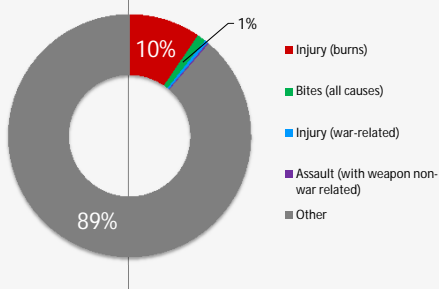


By gender

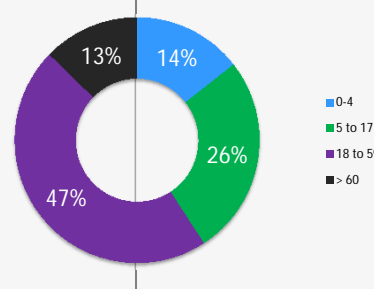


Breakdown of injuries

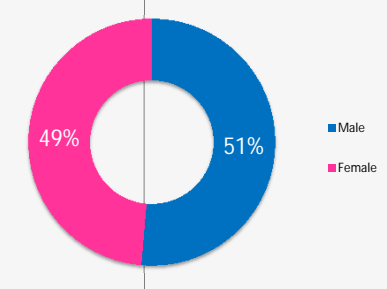
By cause



By age



By gender



In-patient and referral

In-patient department

	Indicator	Standard	
Hospitalisation rate (/1000/year)	50.4	50 - 150	🇵🇰
Bed occupancy rate	44%	> 75%	✗
Mean length of stay for authorised discharges (days)	2.8		

Overall case fatality rate

	Indicator	Standard
Overall case fatality rate	0%	
Proportion of deaths within 24 hours of admission	0%	

Reproductive Health

Antenatal care

	Indicator	Standard	
Coverage of antenatal care (4 or more visits)	77%	≥ 90%	✗
Coverage of TT vaccination	74%	≥ 90%	✗
Coverage of anaemia screening in pregnancy	97%	≥ 90%	✓

Delivery care

Proportion of deliveries attended by skilled personnel	100.0%	≥ 90%	✓
Proportion of deliveries performed by caesarean section	28%	5 - 15%	✗
Proportion of low birth weight deliveries (<2500g)	1%	< 15%	✓

Maternal mortality

Number of maternal deaths reported	0		
% of maternal deaths investigated within 48 hours	0%	100%	

Postnatal care

	Indicator	Standard	
Coverage of postnatal care	67%	≥ 90%	✗

Sexual and Gender-based Violence

Incidence of rape (reported cases/10,000/year)*	0.8		🇵🇰
% of rape survivors who received PEP** < 72 hours	100%	100%	🇵🇰
% of rape survivors who received ECP*** < 120 hours	100%	100%	🇵🇰
% of rape survivors who received STI**** prophylaxis < 2 wks	100%	100%	🇵🇰

*Only includes rapes reported at health facilities **Post-exposure prophylaxis ***Emergency contraceptive pill ****Sexually transmitted infection



View interactive maps and statistics online
<http://twine.unhcr.org>

Legend:

- Standard met
- Standard borderline
- Standard not met
- Interpret data with care
- Data missing

