

WFP Market Monitor - Sudan

March 2021

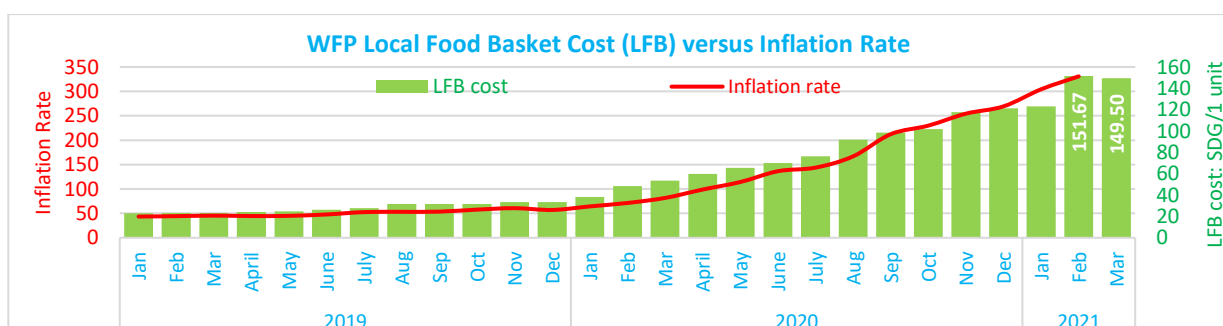
Highlights

- The national average retail price of **sorghum** was **SDG98.21/kg**, which is slight increase by **0.90%** compared to the previous month.
- The national average retail price of **Wheat flour** was **SDG261.9/kg**, which is an increase by **7.89%** compared to the previous month.
- The national average retail price of **goat** was **SDG8,547/head**, which is an increase by **13.05%** compared to the previous month.
- The national average retail price of **groundnut** was **SDG8,361/sack**, which is an increase by **16.80%** compared to the previous month.
- The national average cost of **local food basket** was **SDG149.5**, which is a decrease by **1.43%** compared to the previous month.

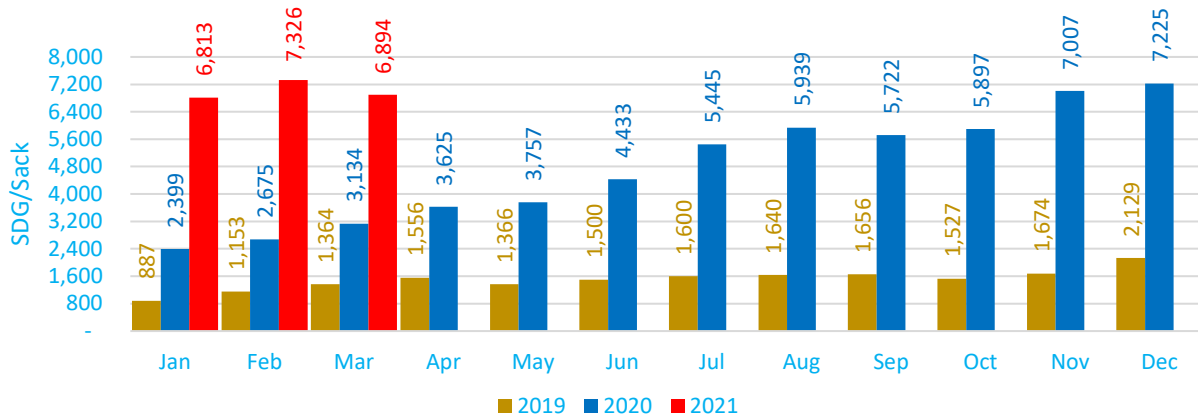
Food Security Outlook

Commodity	Unit of measurement	Current		Previous month		1 year before	
		SDG	SDG	% Change	SDG	% Change	
Sorghum	KG	98.21	97.33	↑ 0.90%	34.95	↑ 181.00%	
Wheat flour	KG	261.9	242.75	↑ 7.89%	73.8	↑ 254.88%	
Goat	Head	8,547	7,561	↑ 13.05%	4,203	↑ 103.35%	
Groundnut	Sack (45 KG)	8,361	7,159	↑ 16.80%	1,724	↑ 384.91%	
Local Food Basket	Unit	149.5	151.67	↓ -1.43%	52.94	↑ 182.4%	

In March, the average cost of local food basket is slightly decreased to **149.5** SDG. The exchange rate policy change is likely to have impact on the food prices which clearly captured in the local food basket cost that slightly decreased compared to the previous month, which will be monitored closely by WFP. The Sudanese currency since mid-February 2021 was traded around **378 to 381 SDG** for **1 US\$**, on average., in both official and parallel markets. There was tremendous increase in the inflation rates during the previous months (304.33 percent in January 2021 and 330.78 percent in February 2021). There was an improvement in the **casual labor wage-daily rate**, which increased by **11.0** percent in March 2021 compared to previous month, that could improve the purchasing power of the population and mitigate the impact of high food prices.

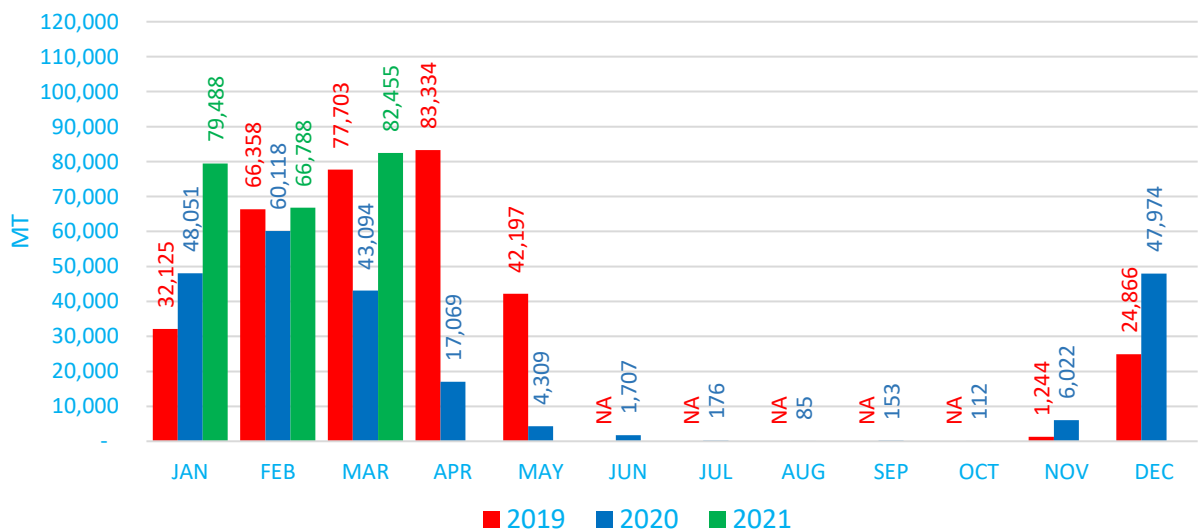


Sorghum Prices and Supplies in Al Gadarif Auction Market



In March 2021, the average price of sorghum in El-Gadarif market was **SDG6,894/90Kg sack**, which is a decrease by **5.9 percent** compared to the previous month and **120 percent** higher compared to the same month of the previous year (**March 2020**). The total supply of the new harvest of sorghum (November 2020 – March 2021) is around **MT282,727** compared to **MT177,374** for the same period of the previous season, which is an increase by 59.4 percent.

Note: the average production of sorghum in EL-Gadarif state is estimated by about 22% of the total Sudan production based on the previous 5 years average (source: CFSAM 2019-2020).



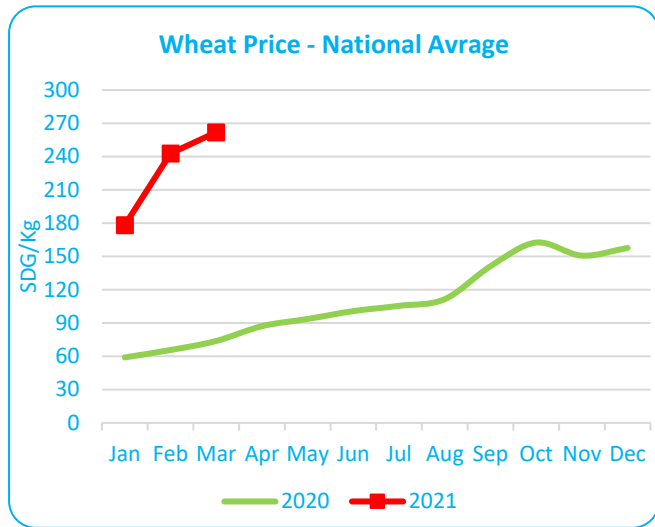
Commodities Prices in WFP Areas



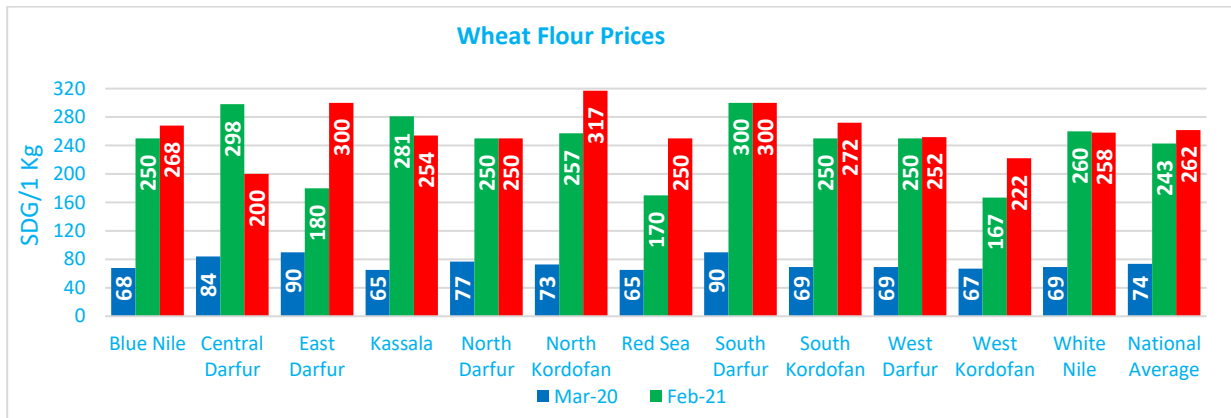
Wheat Flour

National

In March 2021, the average retail price of wheat flour was **261.9 Sudanese pound per Kg**, which is an increase by **7.89 percent** compared to February 2021. This is mainly due to the huge deterioration in the Sudanese currency, during the January and early February 2021, and liberalization of the exchange rate in mid february, as Sudan is mainly depend on the importation of most of its needs wheat (estimated at 70-80%). The average retail price of wheat was 254.88 percent higher than the same period of the previous year.



By States



In March, the wheat flour retail prices showed an increase in **7** out of **12 states** by **1.0 to 67 percent** compared to the previous month. It remained unchanged in North Darfur and South Darfur and decreased in Central Darfur, Kassala and White Nile by 33, 10 and 1 percent, respectively. It was sharply increased in East Darfur (**67.0 percent**), Red Sea (**47.0 percent**), West Kordofan (**33.0 percent**), North Kordofan (**23.0 percent**), while it slightly increased in South Kordofan (**9.0 percent**), Blue Nile (**7.0 percent**) and West Darfur (**1.0 percent**).

During March 2021, the prices of wheat flour is higher by **138 to 334 percent** in all states compared to the March 2020.

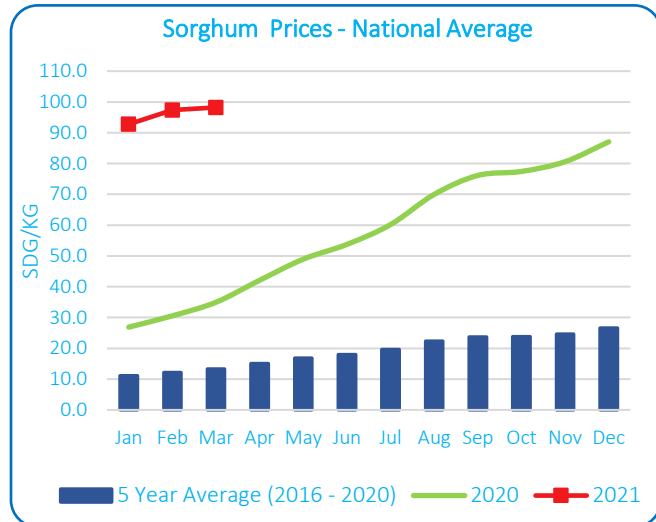


Sorghum

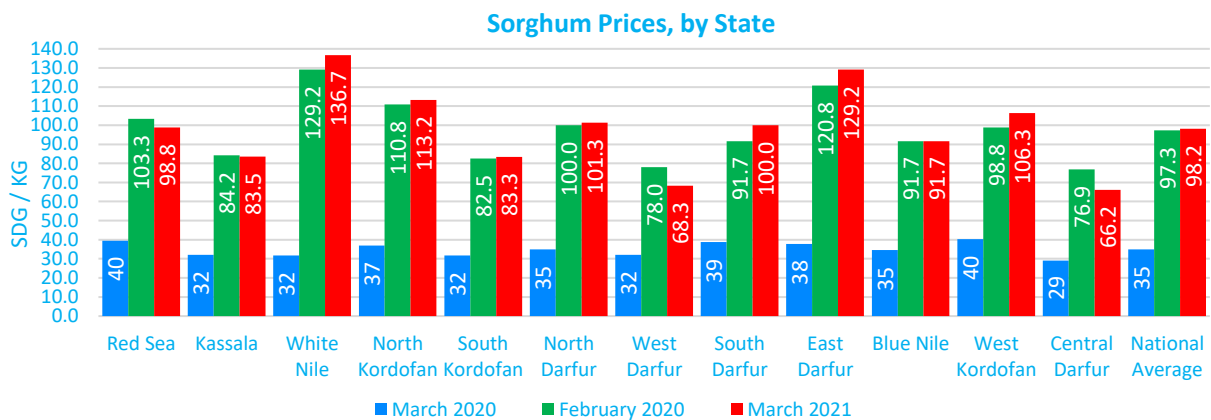
National

The average retail price of sorghum reached **98.21 Sudanese pound per Kg** in March 2021, which is an increase by **0.9 percent** compared to February 2021.

This slight increase is due to increase in the supply of sorghum due to the onset of the new production season and stabilization in the exchange rate. Sorghum prices are expected to remained stable or slightly increase during the coming few months. The average retail price of sorghum is higher by **181 percent** compared March 2020, while it was **640 percent** higher than the average of the past five years of March.




By States



In March 2021, sorghum retail prices were slightly increased in **7** out of **12** states compared to the previous month. It was significantly increased in South Darfur (**9.1 percent**), West Kordofan (**7.6 percent**), East Darfur (**6.9 percent**) and White Nile (**5.8 percent**). It slightly increased in North Kordofan (**2.1 percent**), North Darfur (**1.3 percent**) and West Kordofan (**1.0 percent**), while it remained unchanged in Blue Nile. It significantly decreased in Central Darfur (**14.0 percent**) and West Darfur (**12.4 percent**), while it slightly decreased in Red Sea (**4.4 percent**) and Kassala (**0.8 percent**).

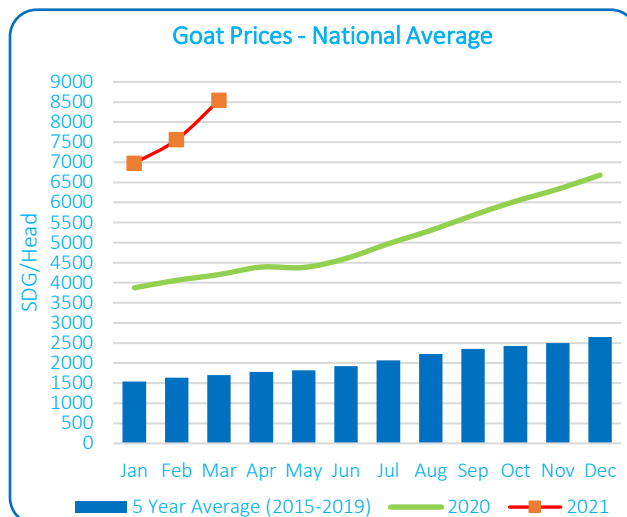
The retail prices of sorghum increased by **113 to 332 percent** in all states compared to the same period of the previous year (see the chart in Annex 1 on page 8). It has increased in all states by **445 to 1,052 percent** compared to the average price for the past five years of March.



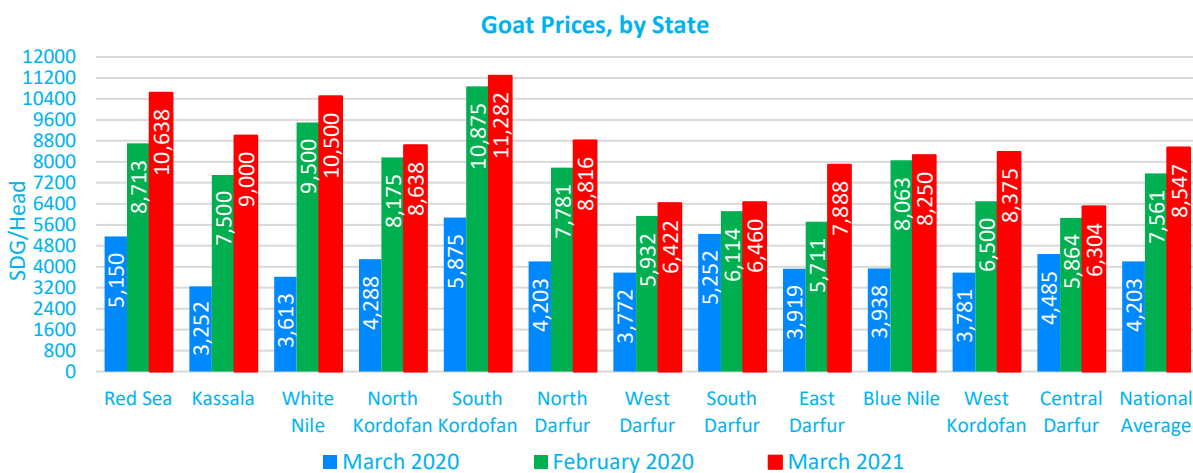
Goat

National

The average retail price of goat was **8,574 Sudanese pound per head**, which is an increase of **13.05 percent** over the previous month. The high prices of goat is mainly attributed to the high production cost and high demand of livestock for export markets. The average retail price of goat increased by **103.35 percent** compared to the same month of the previous year and it was higher by **403 percent** compared to the five years average of March. Goat prices are expected to stay steady or slightly increase over the coming 2 to 3 months, until the onset of the rainy season.



By States



In March, the retail prices for goat increased in all states compared to the previous month. It sharply increased in East Darfur (**38.1 percent**), West Kordofan (**28.8 percent**), Red Sea (**22.1 percent**), Kassala (**20.0 percent**), North Darfur (**13.3 percent**) and White Nile (**10.5 percent**). It slightly increased in West Darfur (**8.3 percent**), Central Darfur (**7.5 percent**), South Darfur (**5.7 percent**), North Kordofan (**5.7 percent**), South Kordofan (**3.7 percent**) and Blue Nile (**2.3 percent**).

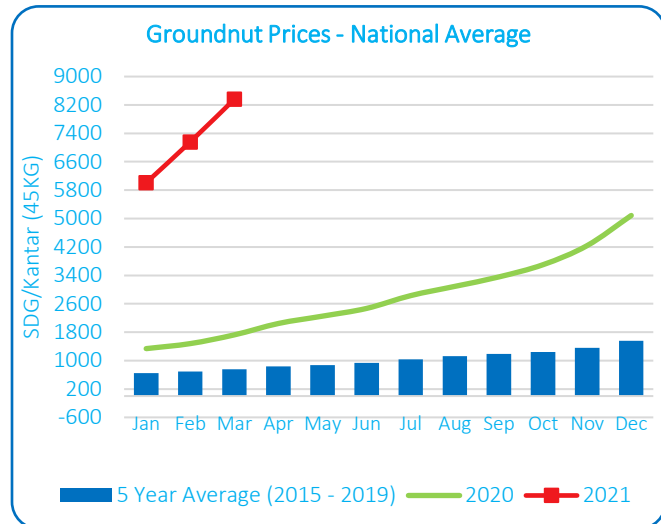
In March, goat prices increased by **23 to 191 percent** in all states compared to the same month in the previous year (see the chart in Annex 1 on page 8). It also increased by **231 to 487 percent** in all states compared to the five years average of March.



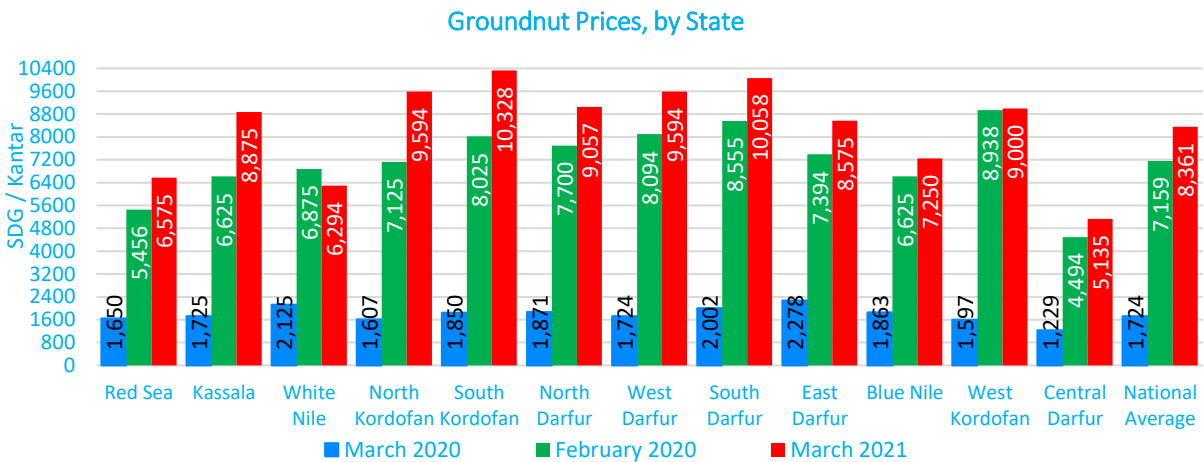
Groundnuts

National

The average price of raw groundnut was **8,361 Sudanese pound per Kantar**, which is an increase by **16.8 percent** compared to the previous month. This increase is due to the low supply from previous season and high cost of inputs, accompanied by a huge demand of the local vegetable oil factories and export markets. In addition to the high cost of import raw inputs for vegetable oil factories as the result of devaluation of Sudanese currency. The average price of raw groundnut was higher by 384.91 percent compared to the same month of the previous year. The average price of raw groundnut was higher by 384.91 percent compared to the same month of the previous year.



By States



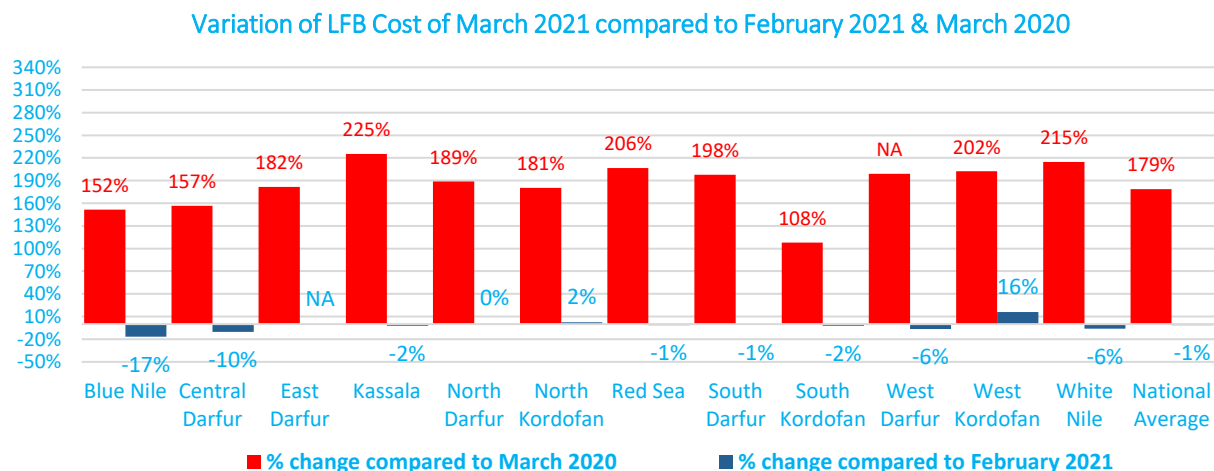
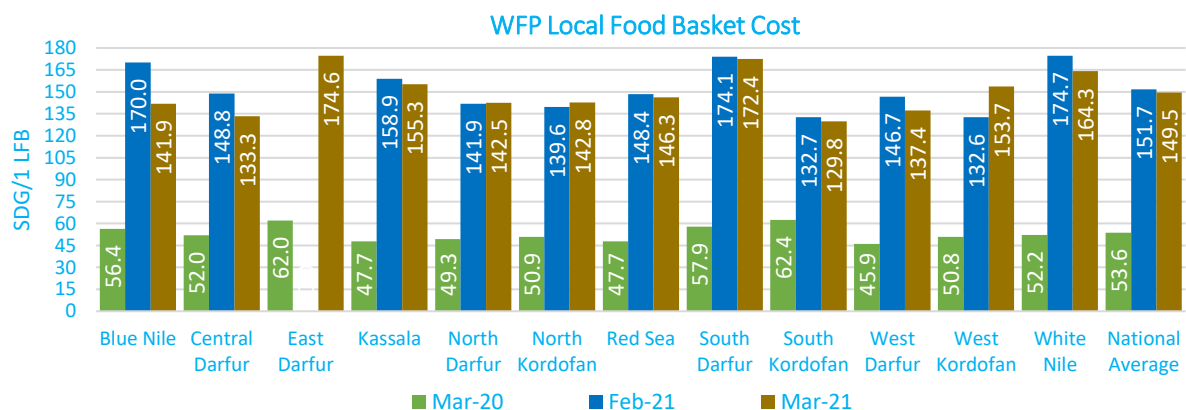
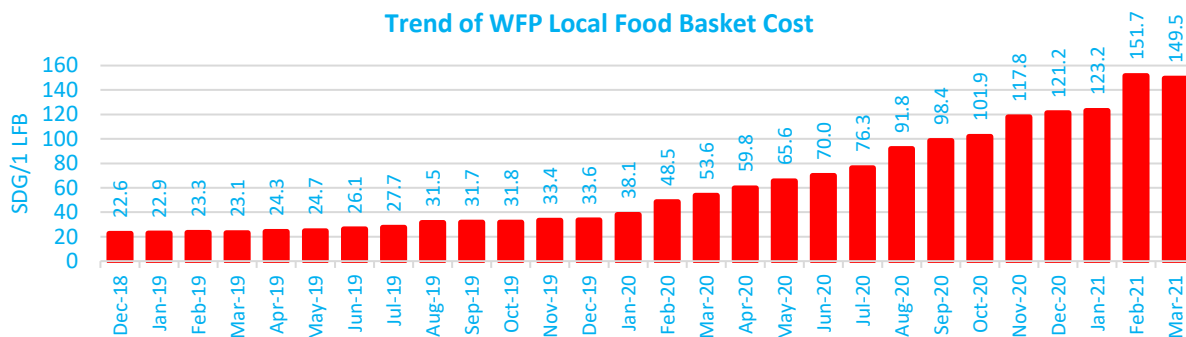
In March, the groundnut prices were increased in all states by **1 to 35 percent** compared to the previous month, except in White Nile where it decreased by **8.5 percent**. It sharply increased in North Kordofan (**34.7 percent**), Kassala (**34.0 percent**), South Kordofan (**28.7 percent**), Red Sea (**20.5 percent**), West Darfur (**18.5 percent**), North Darfur (**17.6 percent**), South Darfur (**17.6 percent**), East Darfur (**16.0 percent**), Central Darfur (**14.3 percent**) and Blue Nile (**9.4 percent**), while It was slightly increased in West Kordofan (**0.7 percent**).

During **March 2021**, groundnut prices increased by **196 to 497 percent** in all states compared to the same month of the previous year (see the chart in Annex 1 on page 8). Groundnut prices have shown sharp increases by **569 to 1,705 percent** compared to the average prices for the past five years of March.

■

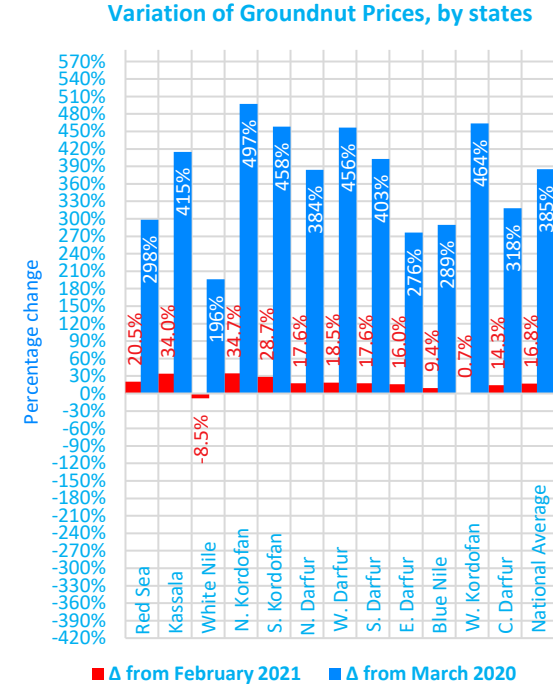
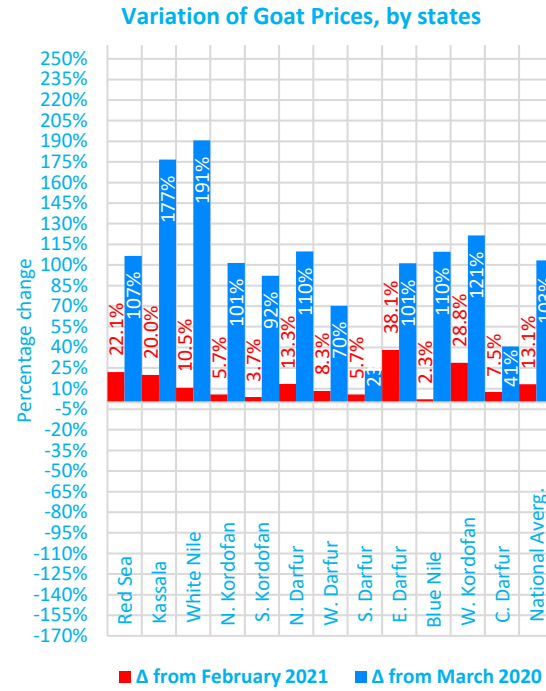
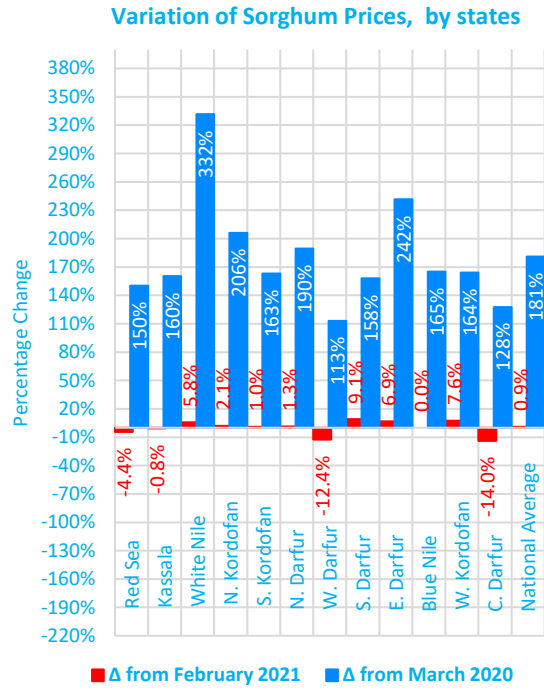
Cost of WFP Local Food Basket (LFB)

- In March 2021, the average cost of WFP local food basket is slightly decreased by 1.43 percent compared to the previous month and dropped to 149.5 Sudanese pounds. The cost of WFP local food basket increased by 182.4 percent compared to the same month of the previous year.
- In March 2021, the highest cost of local food basket was recorded in South Darfur (SDG 174.6) followed by South Darfur (SDG 172.4), while the lowest LFB cost was recorded in South Kordofan (SDG 129.8).



Annex 1:

The Percentage Change of Sorghum, Goat and Groundnut Prices Compared to the February 2021 & March 2020



Annex 2: Change in the retail prices of the cash-based transfer (CBT) food Items:

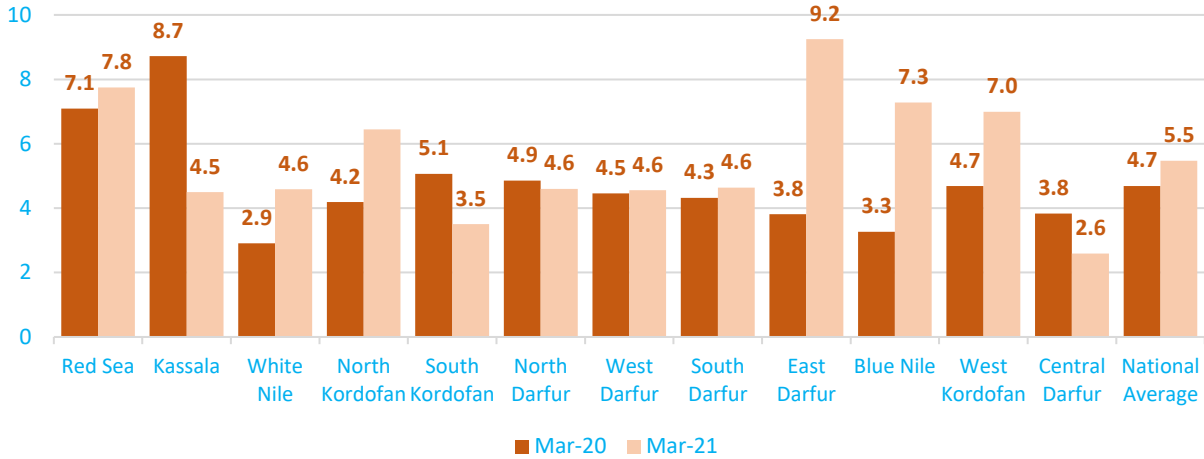
Commodity	Unit	Mar-21	Feb-21	Mar-20	Change of retail price compare to previous month	Change of retail prices compare to same month - last year
Sorghum	SDG/Kg	97.19	100.85	37.33	↓	↑ 160%
Onion	SDG/Kg	140.67	122.55	42.10	↑	↑ 234%
Vegetable Oil (groundnut)	SDG/litre	815.50	894.73	199.75	↓	↑ 308%
Cow Meat	SDG/Kg	908.33	807.27	352.42	↑	↑ 158%
Goat_Sheep Meat	SDG/Kg	1,086.67	1,042.27	432.75	↑	↑ 151%
Powder Milk	SDG/Kg	1,815.00	1,662.27	739.17	↑	↑ 146%
Dry Tomatoes	SDG/Kg	478.42	556.73	165.50	↓	↑ 189%
Sugar	SDG/Kg	275.92	326.82	79.67	↓	↑ 246%
Pulses - Fabi bean	SDG/Kg	458.17	376.64	140.92	↑	↑ 225%
Iodized salt	SDG/Kg	120.17	123.82	32.00	↓	↑ 276%
Wheat Flour	SDG/Kg	261.92	248.45	73.83	↑	↑ 255%

- ↑ Increase if % > +2
- ↔ Stable if % between -2 and +2
- ↓ Decrease if % < -2

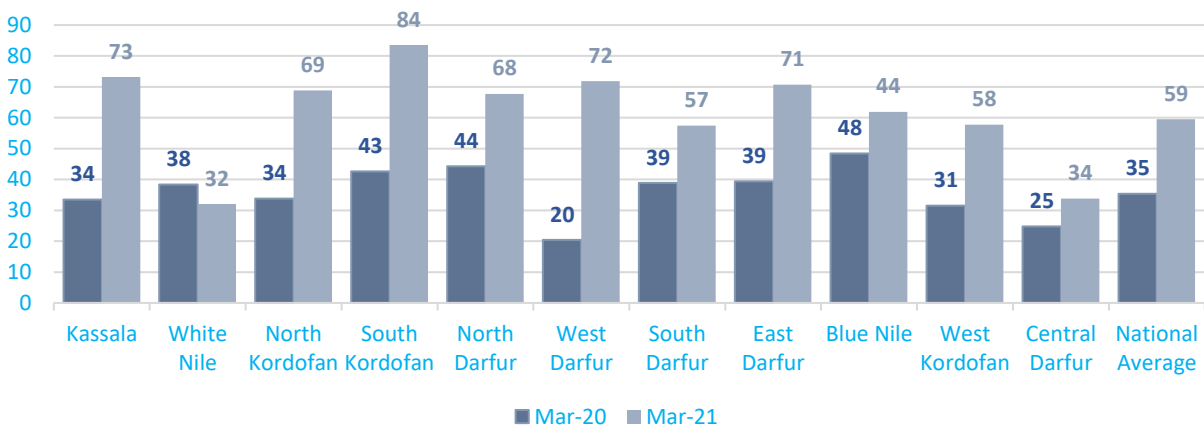
Annex 3:

Terms of Trade

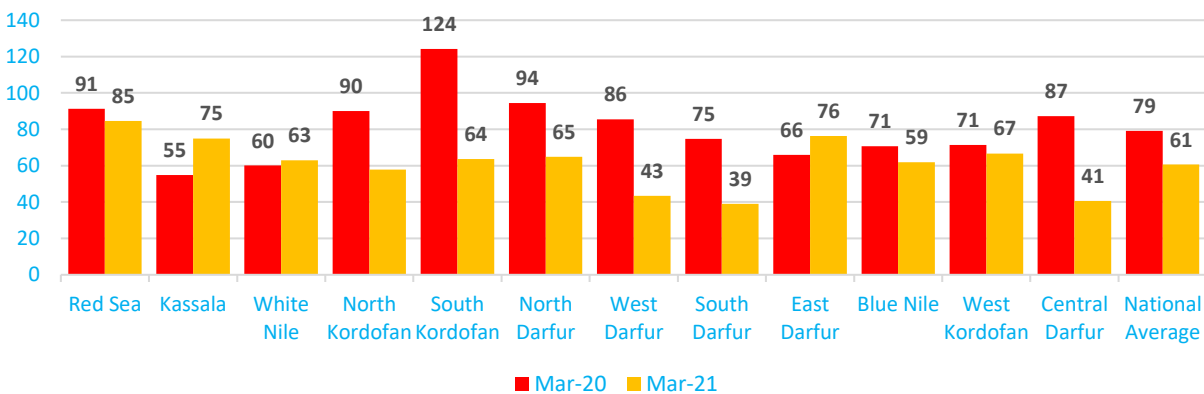
Casual Labor Wage - Daily Rate versus VAM LFB



Groundnut (1 sack of 45Kg) versus VAM LFB

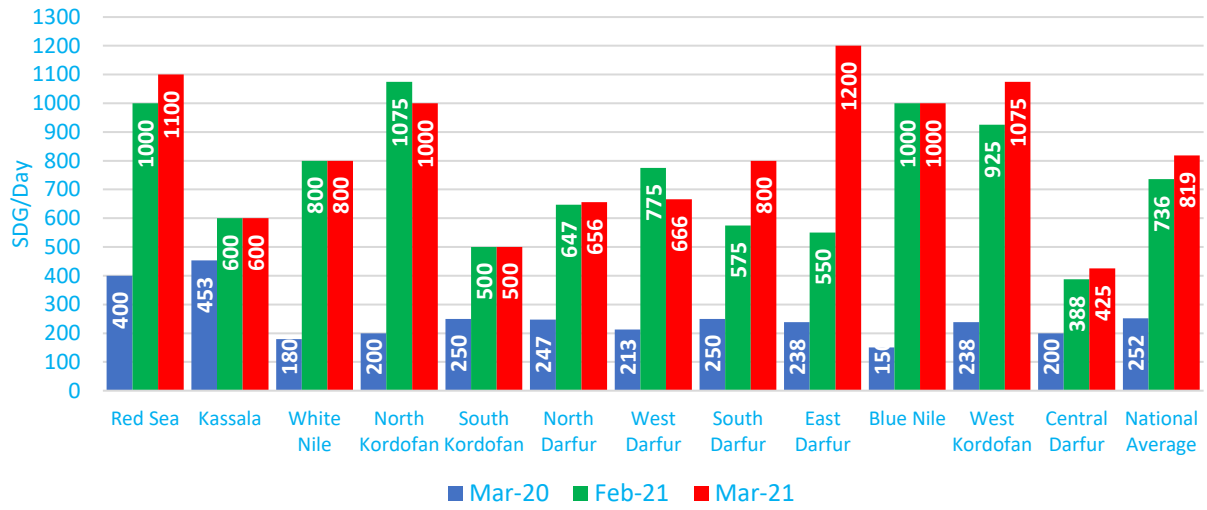


Goat (one medium size) versus VAM LFB

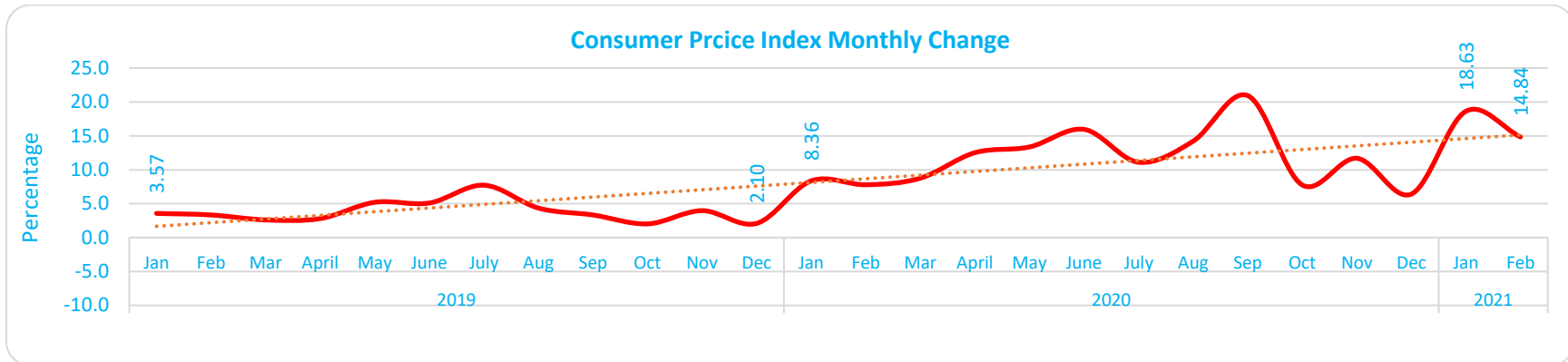


Annex 4:

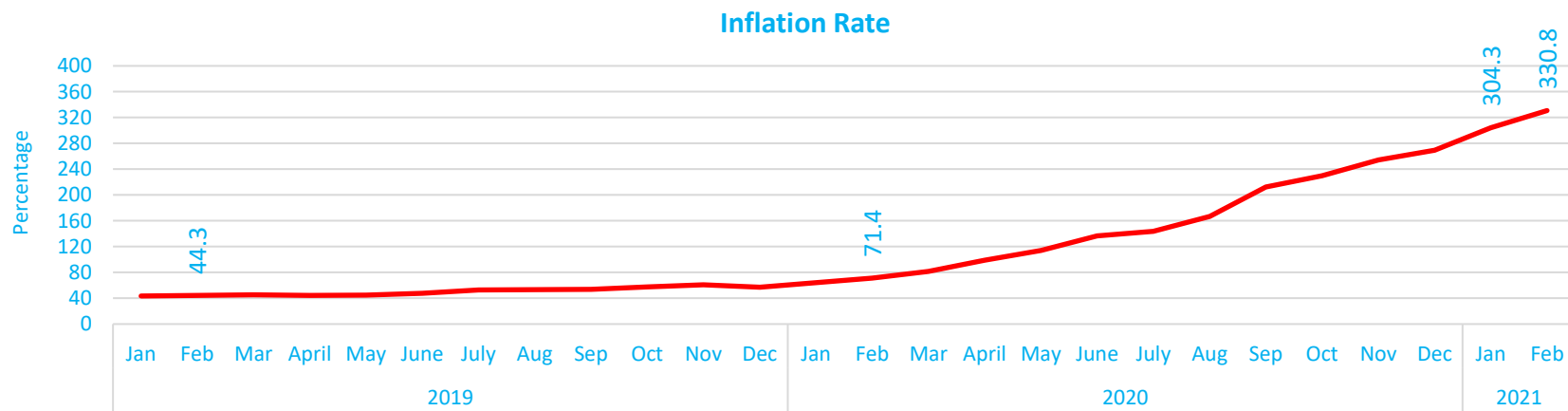
Casual Labor Wage - Daily Rate (SDG/Day)



Annex 5: Sudan Inflation Rate - Consumer Price Index (CPI)¹: (Source: SUDAN CENTRAL BUREAU OF STATISTICS)



The monthly percentage change of Consumer Price Index: In **March 2021**, the amount that consumer paid for a basket of goods and services increased by **14.84** percent compared to what he paid for the same basket in **February 2021**.

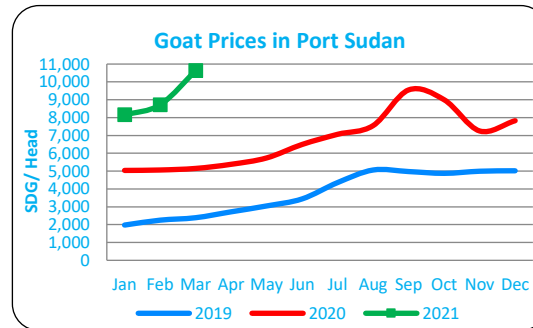
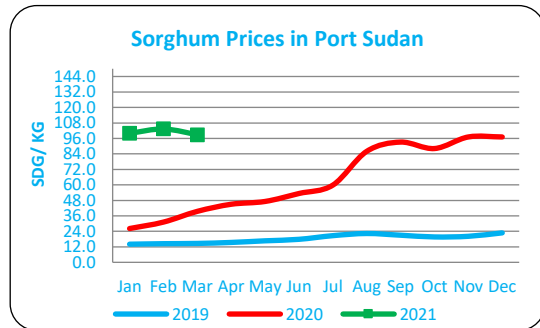


Inflation Rate: In March 2021, the amount that consumer paid for a basket of goods and services increased by **330.8** percent compared to what he paid for the same basket in February 2020.

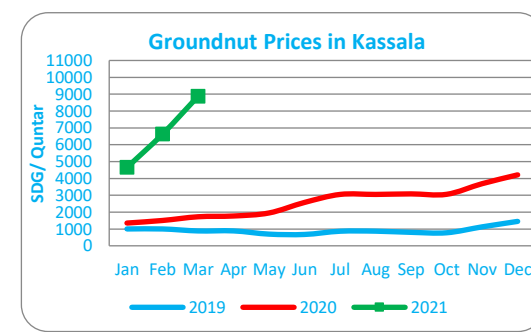
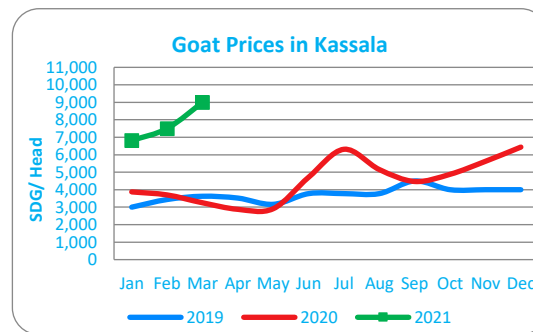
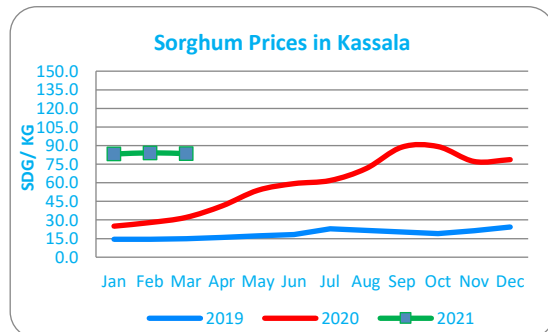
¹ **Consumer Price Index (CPI):** The **Consumer Price Index** measures the average change in prices over time that consumers pay for a basket of goods and services.

**Annex 6:
Sorghum, Goat and Groundnut Price Trends by States**

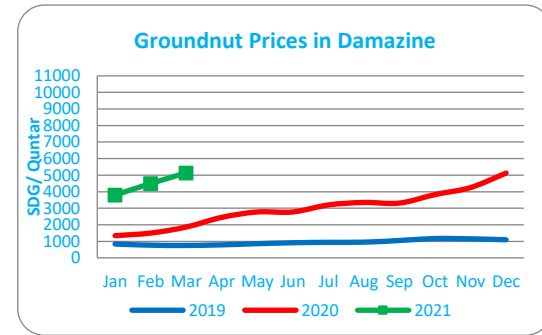
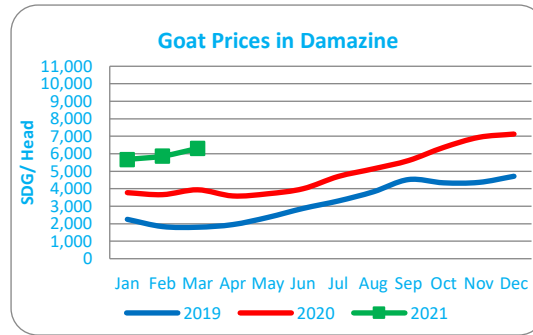
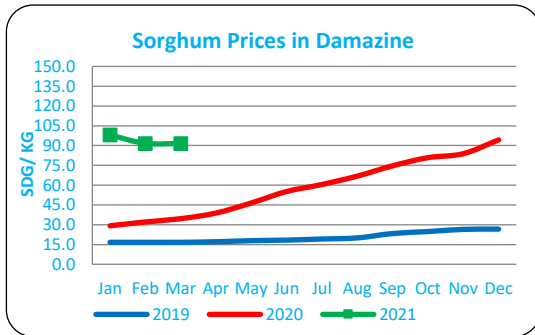
Red Sea



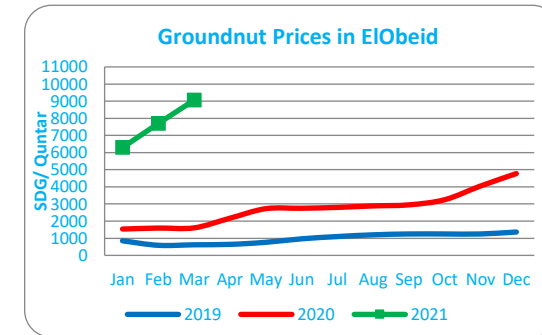
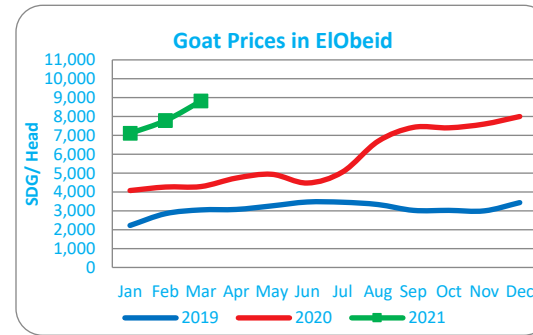
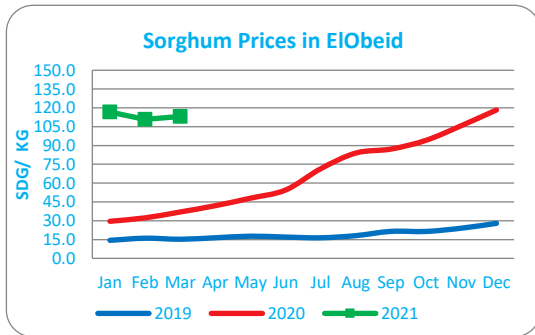
Kassala



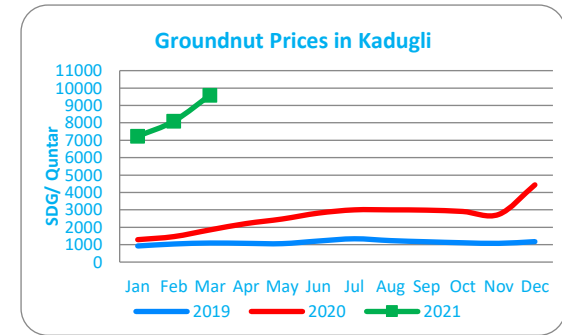
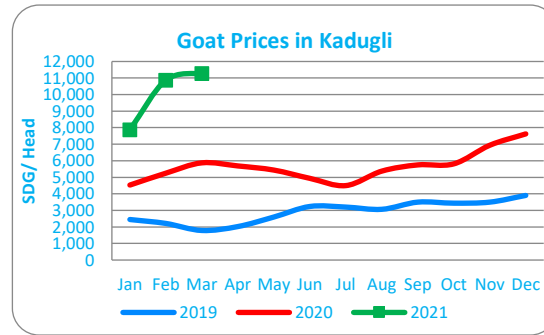
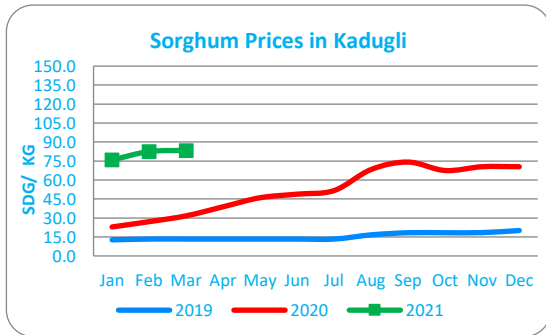
Blue Nile



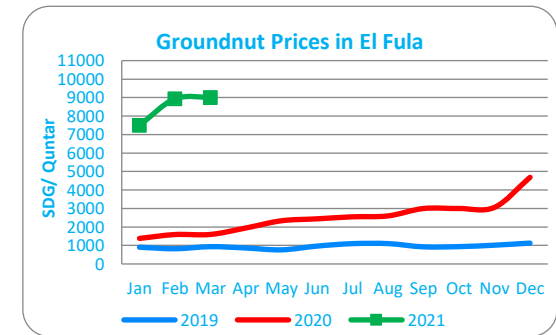
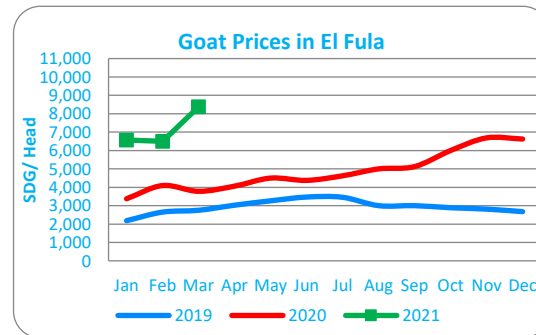
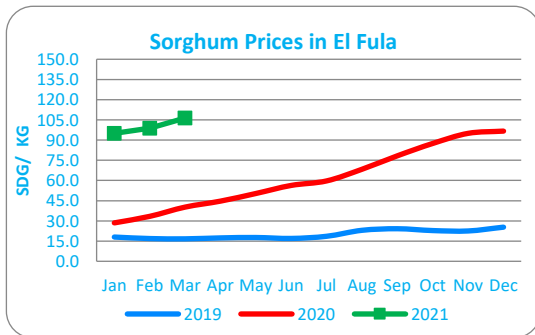
North Kordofan



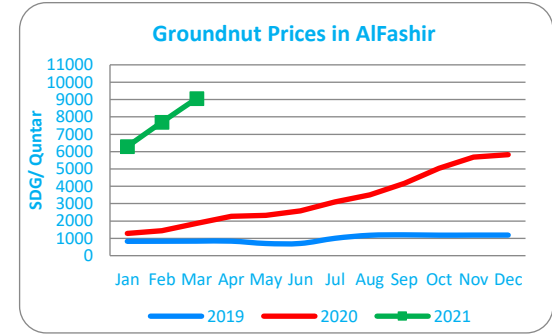
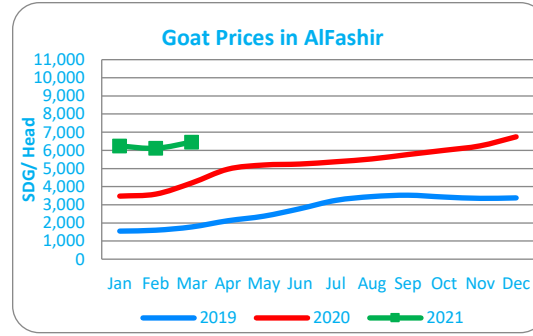
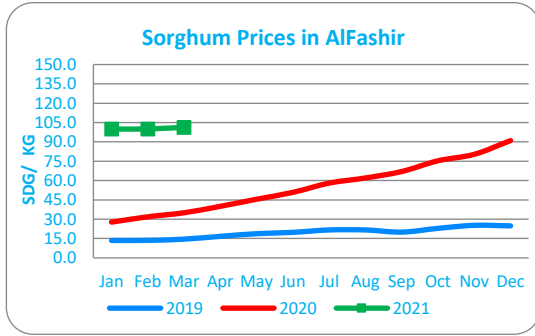
South Kordofan



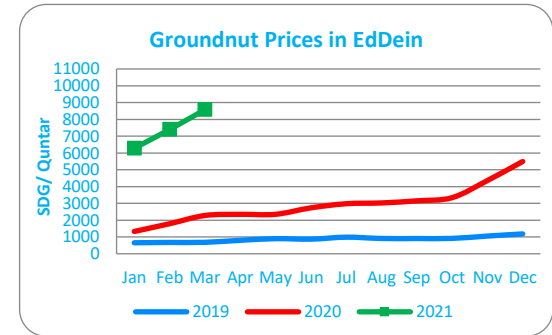
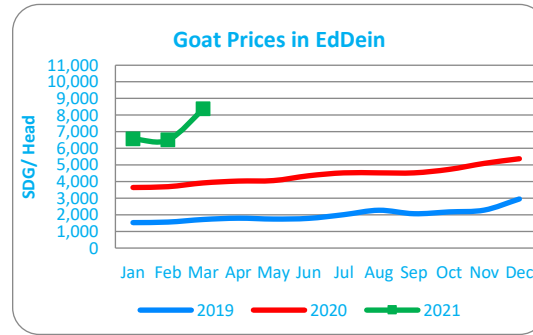
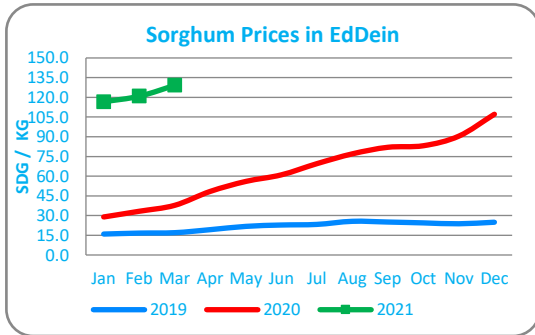
West Kordofan



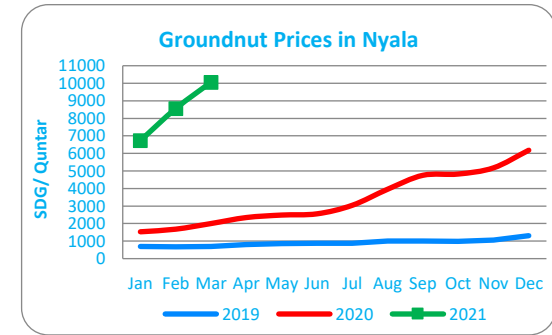
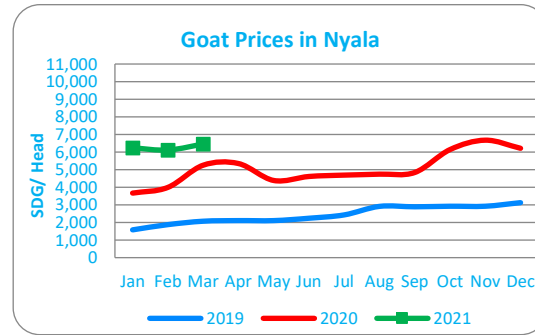
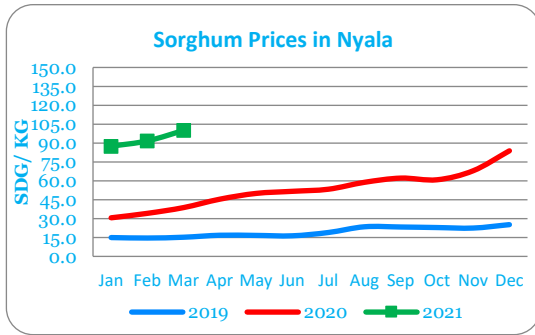
North Darfur



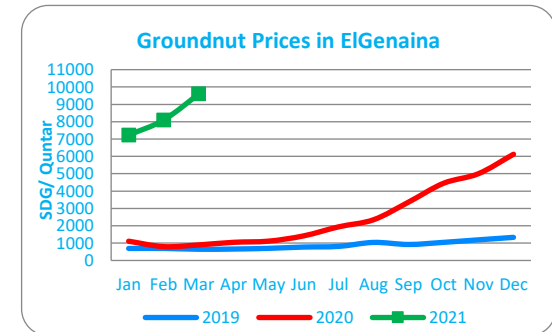
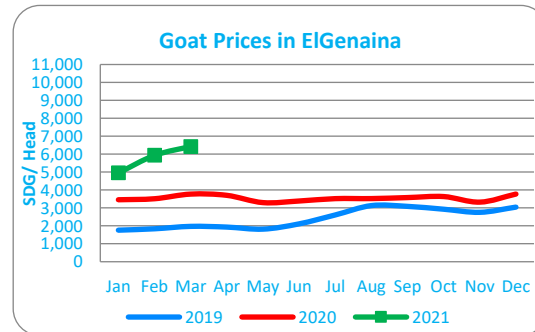
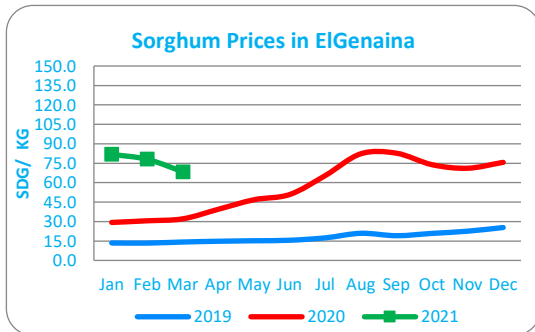
East Darfur



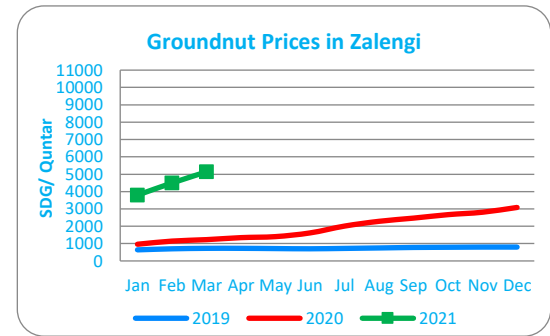
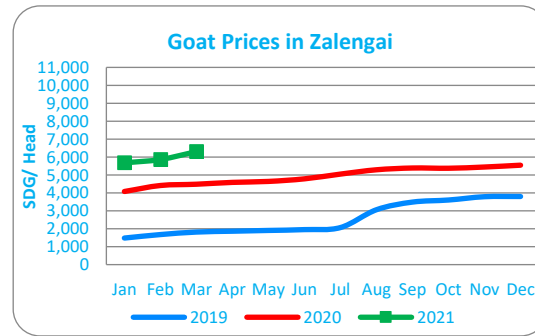
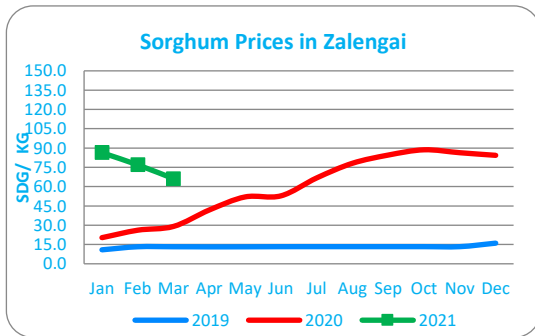
South Darfur



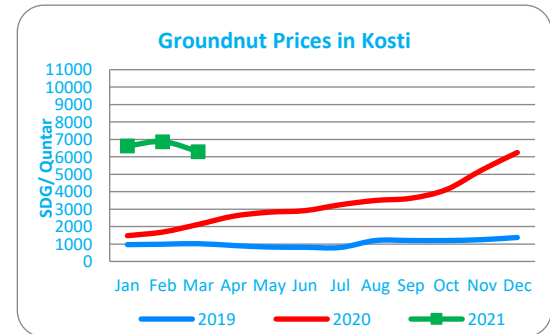
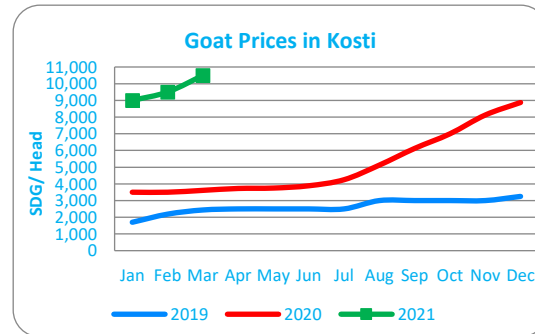
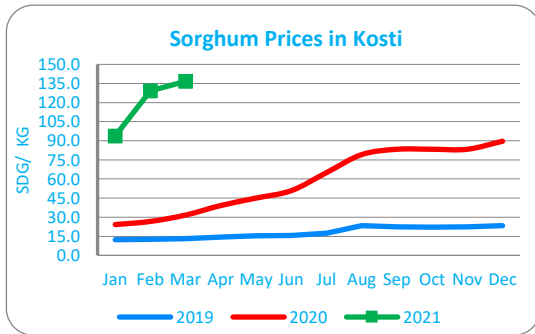
West Darfur



Central Darfur



White Nile



National Average Prices

