

# WFP Market Monitor - Sudan

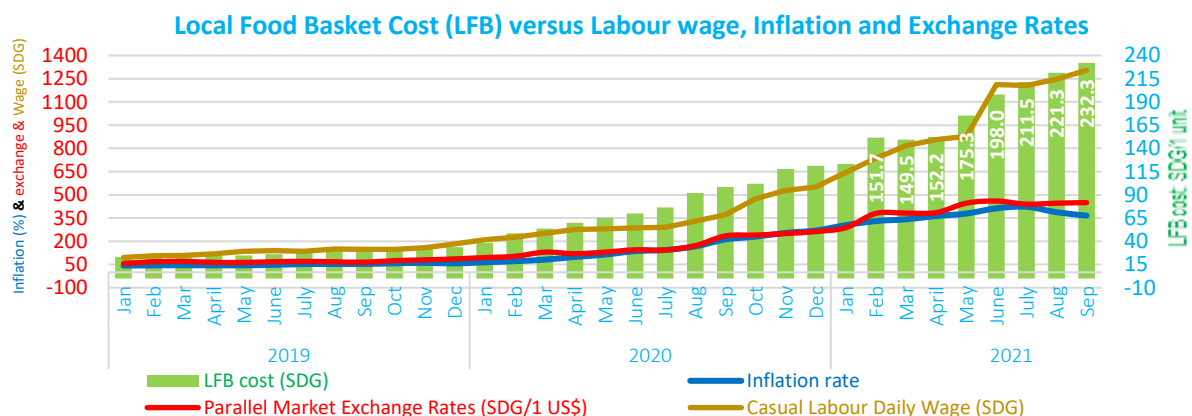
## September 2021

### Highlights

- The national average retail price of sorghum was **SDG134.53 /kg**, which is an increase by **4.07%** compared to the previous month.
- The national average retail price of Wheat flour was **SDG365.17/kg**, which is an increase by **5.91%** compared to the previous month.
- The national average retail price of goat was **SDG19,614/head**, which is a decrease by **3.27%** compared to the previous month.
- The national average retail price of groundnut was **SDG14,148/sack**, which is an increase by **2.07%** compared to the previous month.
- The national average cost of WFP local food basket was **SDG232.9**, which is an increase by **4.98%** compared to the previous month.

### Food Security Outlook

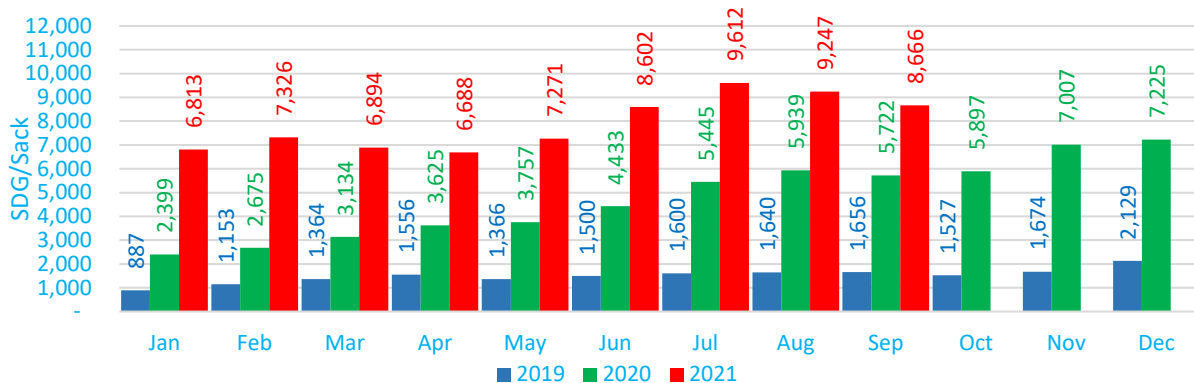
During September, the parallel foreign exchange rate was stable around the official rate SDG448 per 1 US\$. The inflation rate showed a decrease in September 2021 (**365.82%**) compared to **387.56%** in August 2021, while the monthly percentage change in **CPI** was **15.55%** compared to **6.52%** in August, which shown a significant increase in the prices of commodities and services. As the result, the average cost of WFP local food basket (LFB) increased to **SDG232.9** in September compared **SDG221.28** in August 2021. On the other hand, there was slight increase in the average casual labor wage-daily rate (**SDG1,304**), which an increased by **4.0 percent** compared to August 2021 while it was higher by **236 percent** compared the same period of previous year. The sustained food insecurity and economic crisis may continue even after the main summer harvest season in November 2021 to February 2022, as complete lifting of fuel subsidy and free exchange policy pushed the production cost more than 3 to 4 times compared to previous season, which expected to increase the prices of crops and foods next year. Unless positive economic factors occur such as positive response from the Agriculture sector, improve in the access to foreign funds and debt relief that might make fundamental changes to the macroeconomy.



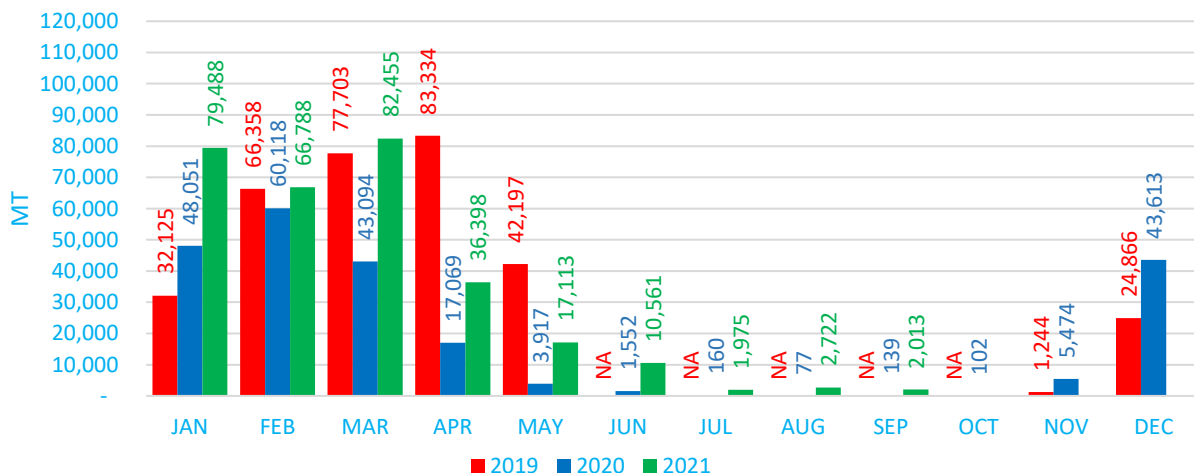
## Prices of Basic Food Items and WFP Local Food Basket Cost

Commodity	Unit of Measurement	Current	Previous month		1 year before	
		SDG	SDG	% Change	SDG	% Change
Sorghum	KG	134.53	129.27	↑ 4.07%	76.13	↑ 77%
Wheat flour	KG	365.17	344.8	↑ 5.91%	141.00	↑ 159%
Goat	Head	19,614	20,277	↓ -3.27%	5,680	↑ 245%
Groundnut	Sack (45 KG)	14,148	13,861	↑ 2.07%	3,357	↑ 321%
Local Food Basket	Unit	232.29	221.28	↑ 4.98%	98.38	↑ 136%

## Sorghum Prices and Supplies in Al Gadarif Auction Market



In September 2021, the average price of sorghum in El-Gadarif Auction market was **SDG8,666/90Kg sack**, which is a decrease by **6.3 percent** compared to the previous month and **51 percent** higher compared to the same month of the previous year (**September 2020**). The total supply to auction market from the last season harvest (November 2020 – September 2021) was around **MT348,600** compared to **MT200,288** for the same period of the previous season, which is higher by **74.0 percent**.



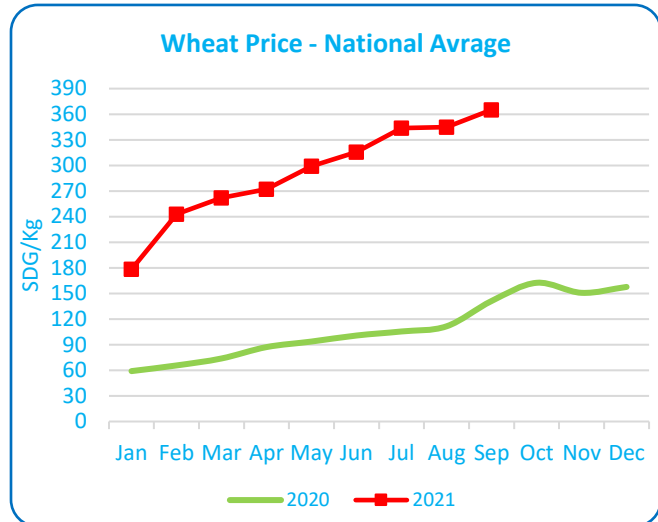
## Commodities Prices in WFP Areas



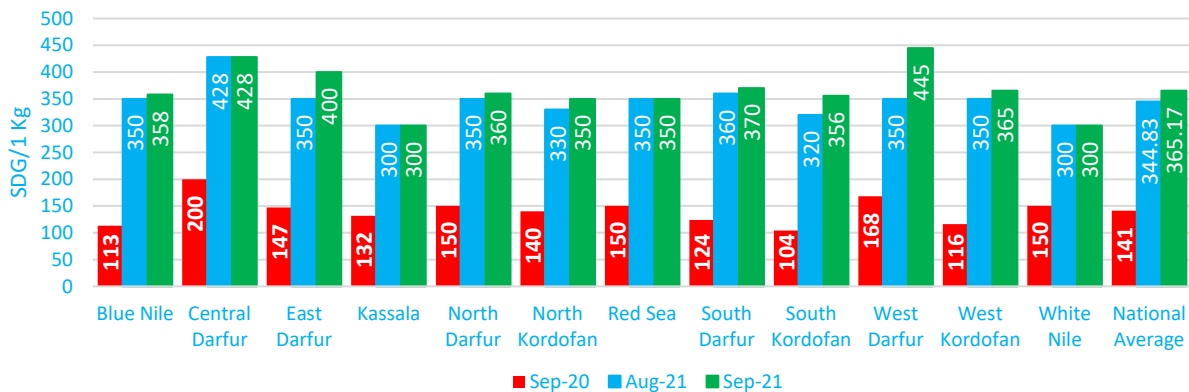
### Wheat Flour

#### National

In **September 2021**, the average retail price of wheat flour was **365.17** Sudanese pound per Kg, which is an increase by **5.91 percent** compared to August 2021. The main driver to increase in the wheat prices is the high cost of transportation (lift of fuel subsidy) to the remote areas of Sudan (majority of wheat imported from abroad and processed in Khartoum - see chart below). The average retail price of wheat was **159 percent** higher than the same month of the previous year.



#### By States



In September, the wheat flour retail prices were increased in 8 states by **2.3 to 27 percent**, compared to the previous month. It increased in West Darfur (**27.1 percent**), East Darfur (**14.3 percent**), South Kordofan (**11.3 percent**), North Kordofan (**6.1 percent**), West Kordofan (**4.3 percent**), North Darfur (**2.9 percent**), South Darfur (**2.8 percent**) and Blue Nile (**2.3 percent**). It remained stable in 4 states, Central Darfur, Kassala, Red Sea and White Nile.

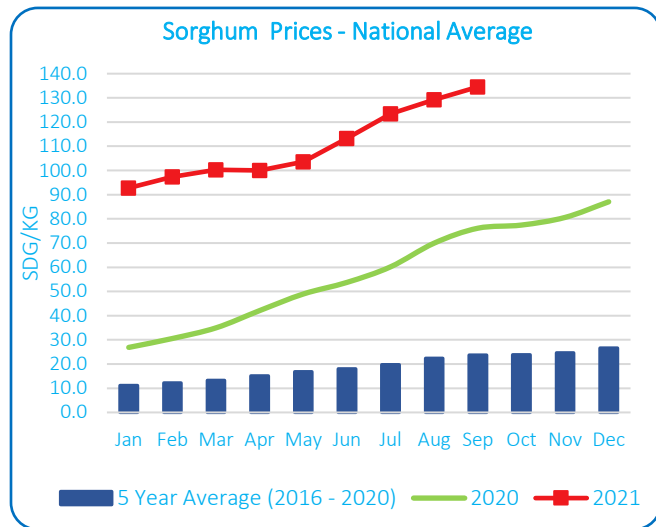
During September 2021, the highest increase in the wheat price was recorded in South Kordofan (**242 percent**) while the lowest increase recorded in White Nile (**100 percent**) compared to the September 2020.



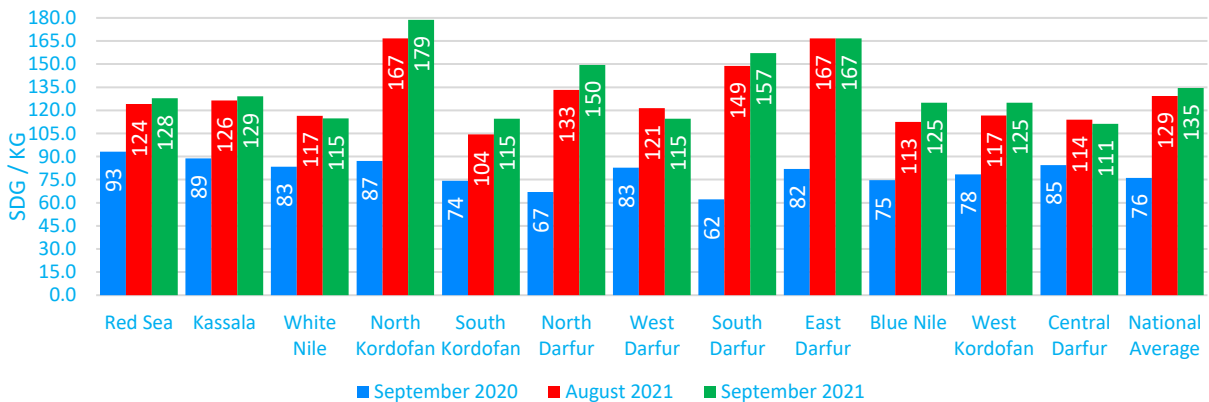
## Sorghum

### National

The average retail price of sorghum reached **134.53 SDG/Kg** in September 2021, which is an increase by **4.07 percent** compared to **August 2021**. This increase is due downfall of supply from the previous season production as well as increase in the transportation cost. Sorghum prices are expected to continue its increasing trend during the coming two months until the prospect of the current harvest become clear in November - December. The average retail price of sorghum is higher by **77.0 percent** compared **September 2020**, while it was **467 percent** higher than the average of past five years of September.




### By States



During September 2021, sorghum retail prices were increased in **8** states compared to the previous month. It was increased in **North Darfur (12.1 percent)**, **Blue Nile (11.1 percent)**, **South Kordofan (9.9 percent)**, **North Kordofan (7.3 percent)**, **West Kordofan (7.1 percent)**, **South Darfur (5.6 percent)**, **Red Sea (3.0 percent)** and **Kassala (2.4 percent)**. It decreased **West Darfur (5.6 percent)**, **Central Darfur (3.0 percent)** and **White Nile (3.0 percent)**. It was stable in **East Darfur**.

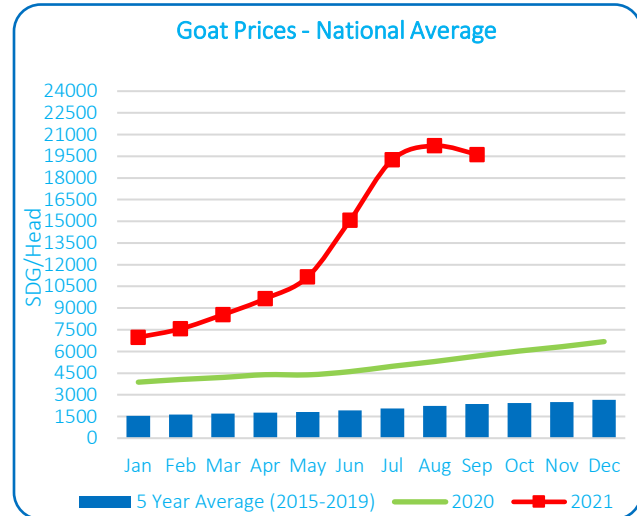
The highest increase in the retail price of sorghum, compared to same period of the previous year was recorded in **South Darfur (152 percent)** while the lowest was in **Central Darfur (31.5 percent)** (see the chart in Annex 1 on page 8). It has increased in all states by **353 to 619 percent** compared to the average price for the past five years of September.



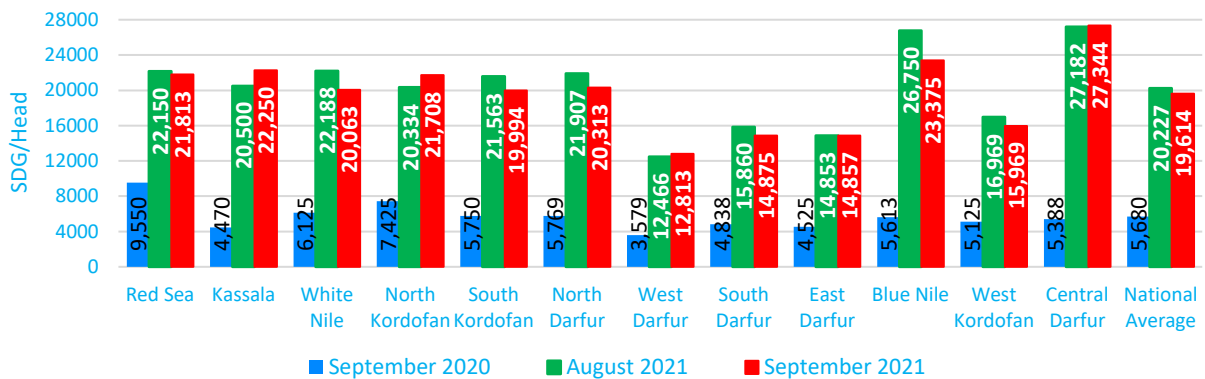
## Goat

### National

In September, the average retail price of goat was slightly decreased to **19,614 Sudanese pound per head**, which is a decrease of **3.27 percent** over the previous month. The average retail price of goat increased by **245 percent** compared to the same month of the previous year. It was higher by **732 percent** compared to the five years average of September. Goat prices trend over the coming months will mainly depend on pasture condition. The good rainfall this season are expected to improve pasture condition and reduce the cost of fodder and stabilize the sharp increase in the prices of goat during coming months.



### By States



In September, the retail prices for goat decreased in 7 out of 12 states compared to the previous month. It significantly decreased in Blue Nile (**12.6 percent**), White Nile (**9.6 percent**), North Darfur (**7.3 percent**), South Kordofan (**7.3 percent**), South Darfur (**6.2 percent**), West Kordofan (**5.9 percent**), while it slightly decreased in Red Sea (**1.5 percent**). It increased in Kassala (**8.5 percent**), North Kordofan (**6.8 percent**), West Darfur (**2.8 percent**) and was stable in Central Darfur.

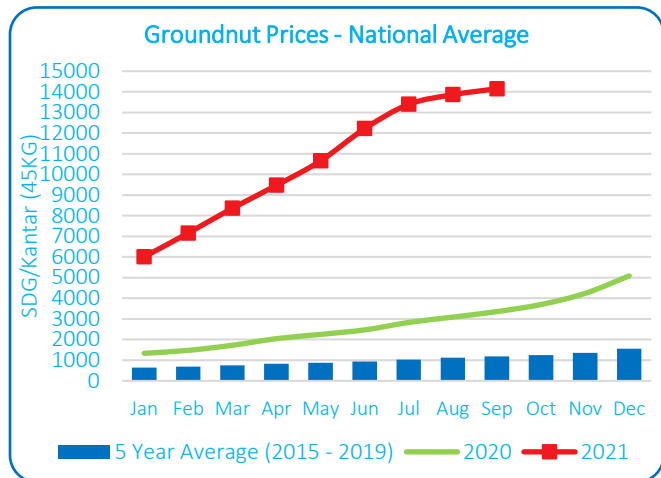
In September, the highest increase in the retail prices of goat, compared to the same month of the previous season was recorded in Central Darfur (**407 percent**) while the lowest increase was recorded in Red Sea (**128 percent**). It increased by **525 to 902 percent** compared to the five years average of September.



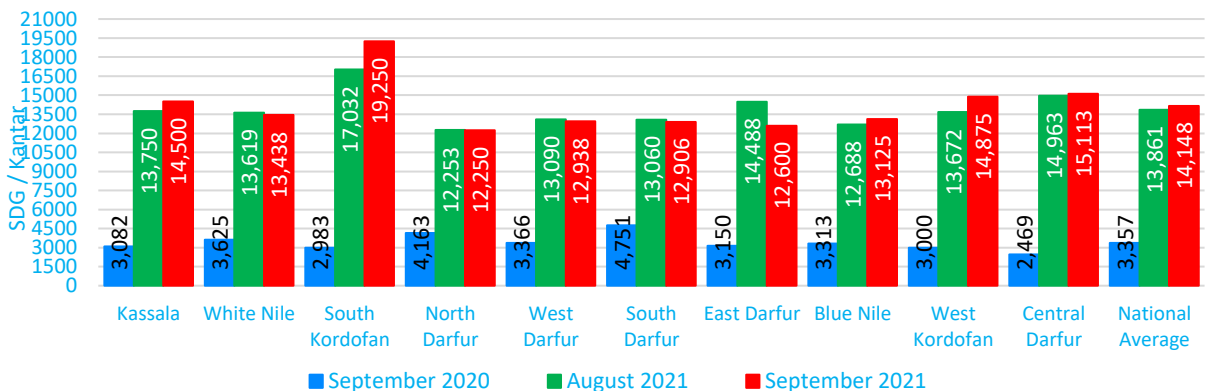
## Groundnuts

### National

In September, the average price of raw groundnut was **14,148 Sudanese pound per Kantar**, which is an increase by **2.07 percent** compared to the previous month (August). This increase is attributed to the high demand and inflationary increase in the cost of production. The average price of raw groundnut was higher by **321 percent** compared to the same month of the previous year. The national average price was higher by **1,091 percent** compared to the five years average of September.



### By States



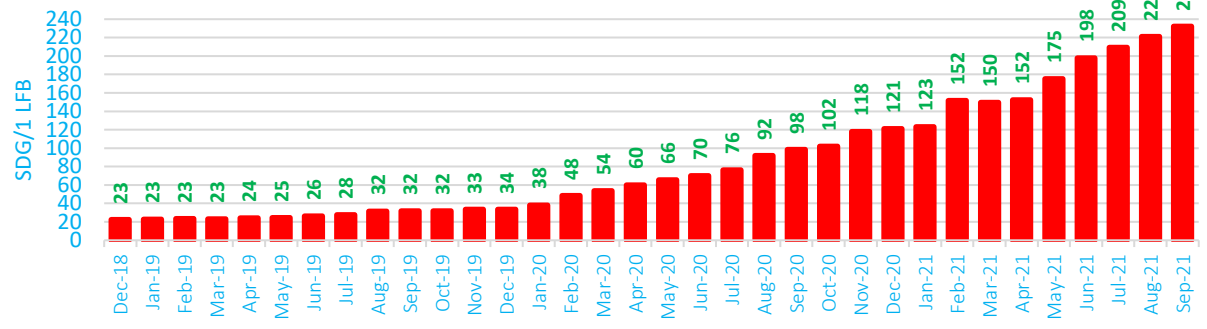
The groundnut prices were increased in 5 out of 10 states compared to the previous month. It increased in South Kordofan (**13.0 percent**), West Kordofan (**8.8 percent**), Kassala (**5.5 percent**), Blue Nile (**3.4 percent**) and central Darfur (**1.0 percent**). It sharply decreased in East Darfur (**13.0 percent**) and slightly decreased in White Nile (**1.3 percent**), West Darfur (**1.2 percent**) and South Darfur (**1.2 percent**), while it was stable in North Darfur.

During **September 2021**, the largest increase in the price of groundnut compared to the same time of the last year was recorded in South Kordofan (**545 percent**) while the lowest increase was in South Darfur (**172 percent**) (see the chart in Annex 1 on page 8). Groundnut prices have shown sharp increases by **781 to 1,520 percent** compared to the average prices for the past five years of September.

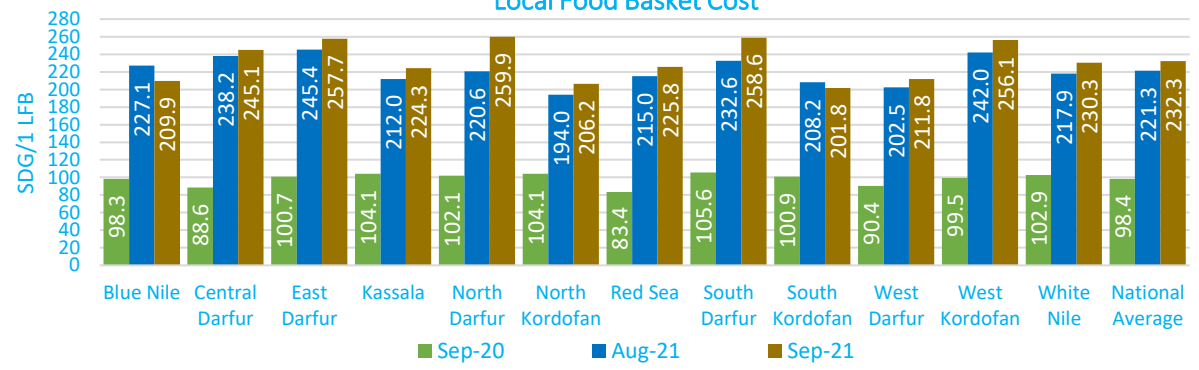
## Cost of WFP Local Food Basket (LFB)

- In September 2021, the average cost of WFP local food basket is slightly increased by **4.98 percent** compared to the previous month and increased to **232.29** Sudanese pounds. The cost of WFP local food basket increased by **136.0 percent** compared to the same month of the previous year.
- In September 2021, the highest cost of local food basket was recorded in North Darfur (**SDG 259.9**) followed by East Darfur (**SDG 258.6**), while the lowest cost recorded in South Kordofan (**SDG 201.8**).

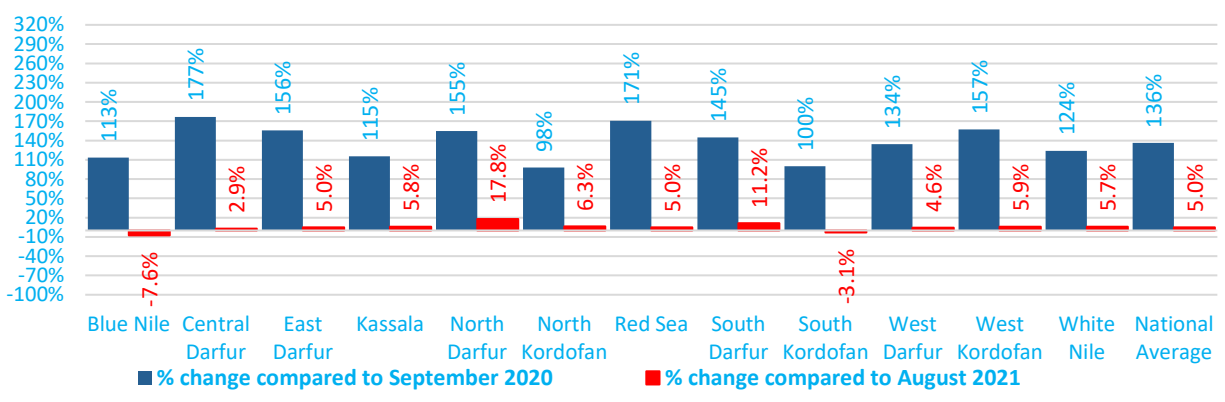
Trend of WFP Local Food Basket Cost



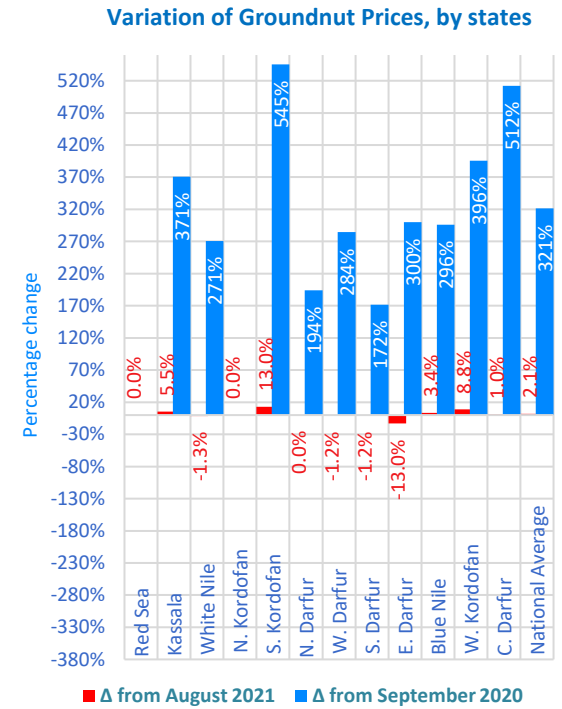
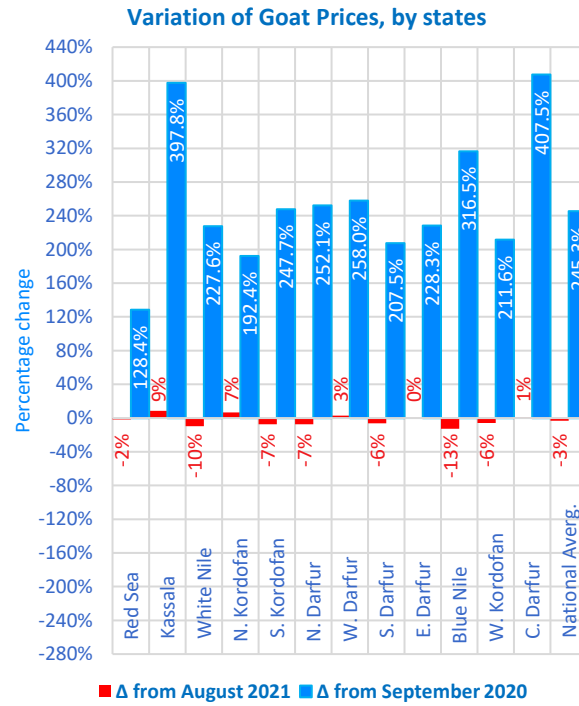
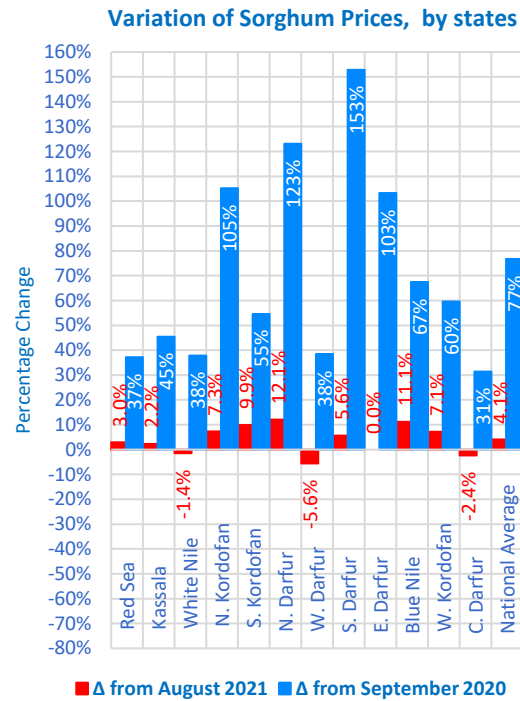
Local Food Basket Cost



Variation of LFB Cost of September 2021 Versus September 2020 and August 2021






### Annex 1: The Percentage Change of Sorghum, Goat and Groundnut Prices Compared to the August 2021 & September 2020



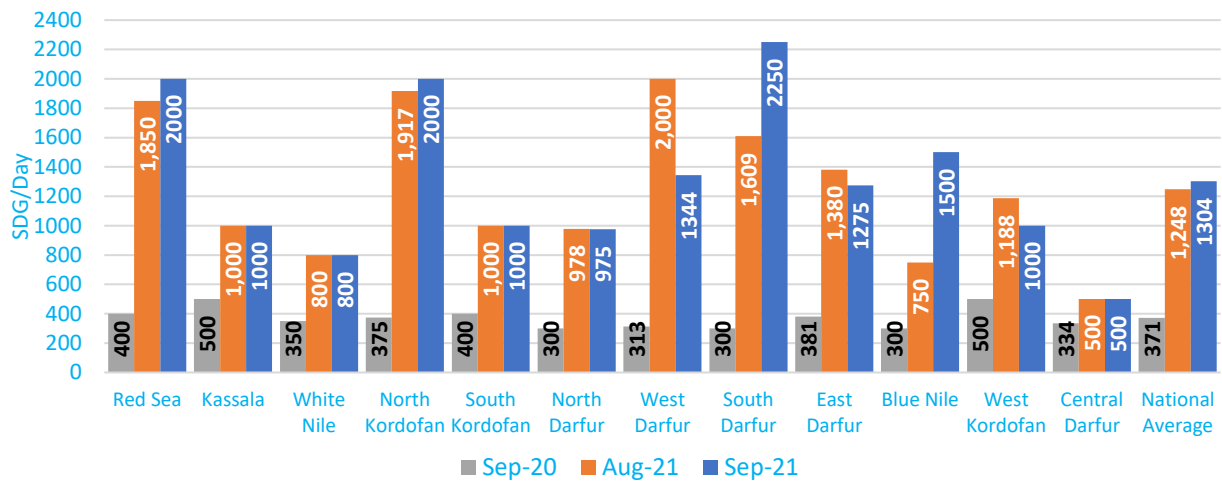


### Annex 2: Change in the retail prices of the cash-based transfer (CBT) food Items:

Commodity	Unit	Sep-21	Aug-21	Sep-20	Change of retail price compare to previous month	Change of retail prices compare to same month - last year
Sorghum	SDG/Kg	135.33	131.38	77.86	↑ 3.0%	↑ 74%
Onion	SDG/Kg	241.08	174.67	84.67	↑ 38.0%	↑ 185%
Vegetable Oil (groundnut)	SDG/litre	1,274.67	1,252.00	382.17	→ 1.8%	↑ 234%
Cow Meat	SDG/Kg	1,880.58	1,865.67	573.33	→ 0.8%	↑ 228%
Goat_Sheep Meat	SDG/Kg	2,318.33	2,249.33	714.58	↑ 3.1%	↑ 224%
Powder Milk	SDG/Kg	2,416.67	2,412.17	1,196.08	→ 0.2%	↑ 102%
Dry Tomatoes	SDG/Kg	1,271.25	1,108.17	295.25	↑ 14.7%	↑ 331%
Sugar	SDG/Kg	357.00	338.50	145.83	↑ 5.5%	↑ 145%
Pulses - Fabi bean	SDG/Kg	1,166.67	1,131.33	244.67	↑ 3.1%	↑ 377%
Iodized salt	SDG/Kg	299.92	251.25	80.25	↑ 19.4%	↑ 274%
Wheat Flour	SDG/Kg	365.17	344.83	141.17	↑ 5.9%	↑ 159%

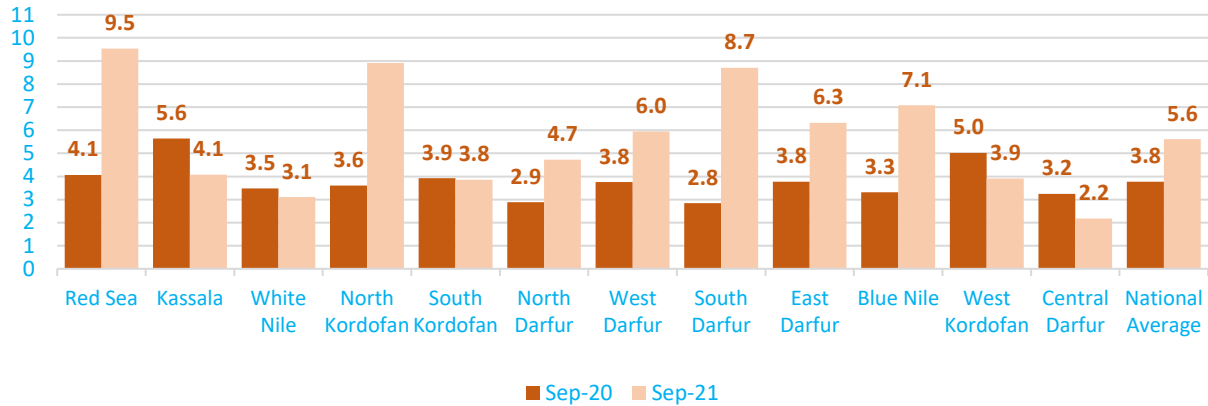
 Increase if % > +2  
 Stable if % between -2 and +2  
 Decrease if % < -2

### Annex 3: Casual Labor Wage - Daily Rate (SDG/Day)

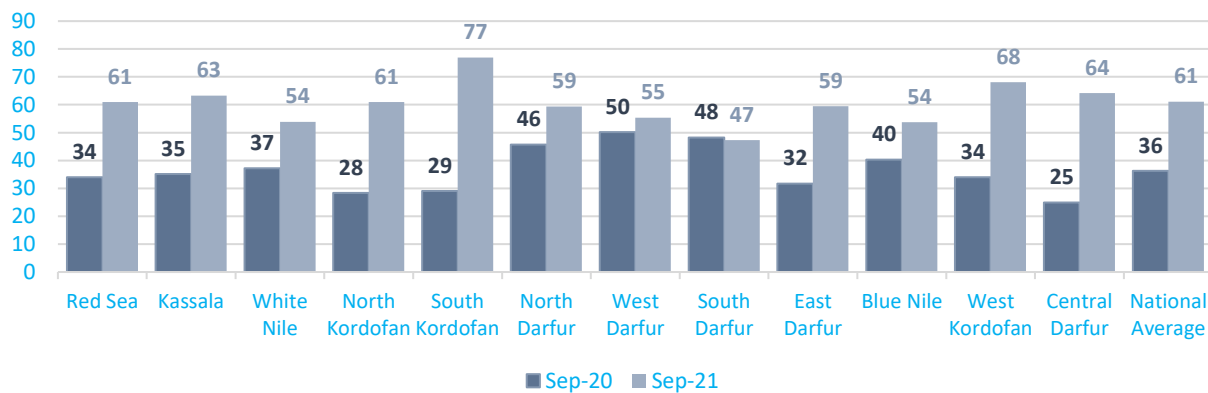


### Annex 4: Terms of Trade

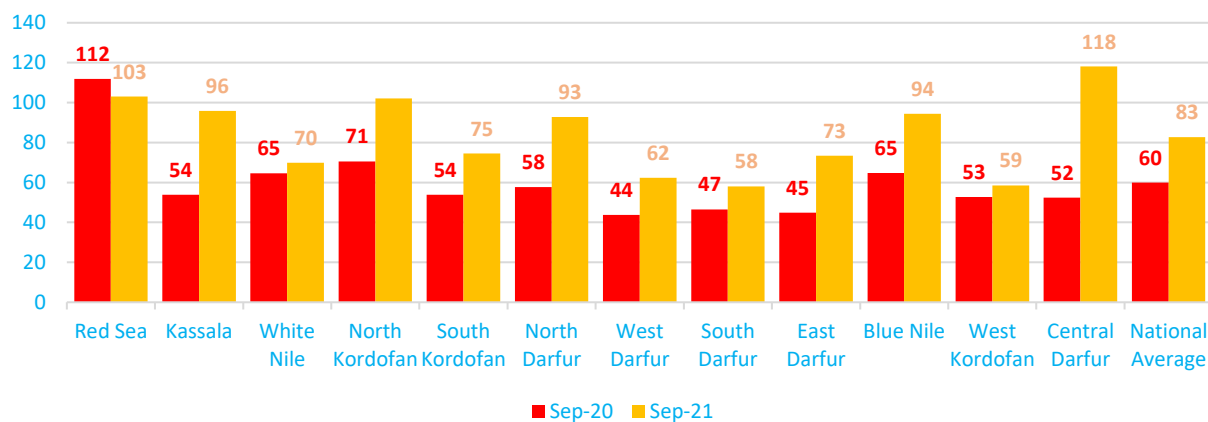
Casual Labor Wage - Daily Rate versus VAM LFB



Groundnut (1 sack of 45Kg) versus VAM LFB

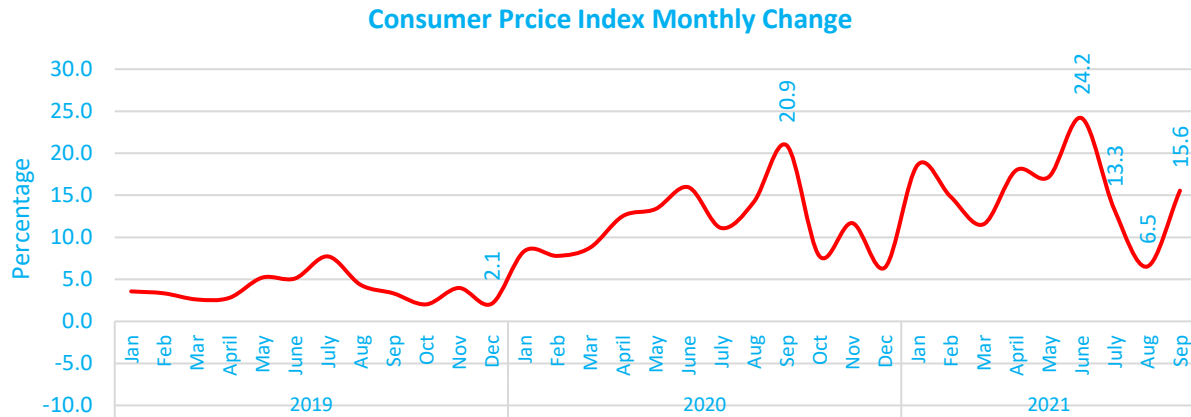


Goat (one medium size) versus VAM LFB



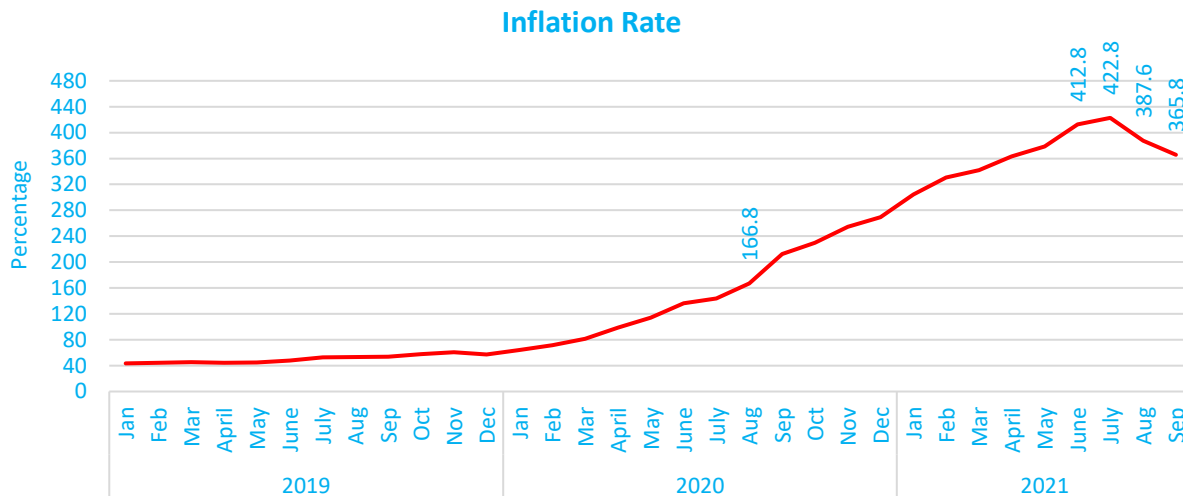
## Annex 5: Sudan Inflation Rate - Consumer Price Index (CPI1):

(Source: SUDAN CENTRAL BUREAU OF STATISTICS)



### The monthly percentage change of Consumer Price Index (CPI):

In September 2021, the amount that consumer paid for a basket of goods and services increased by **15.6** percent compared to what he paid for the same basket in August 2021.



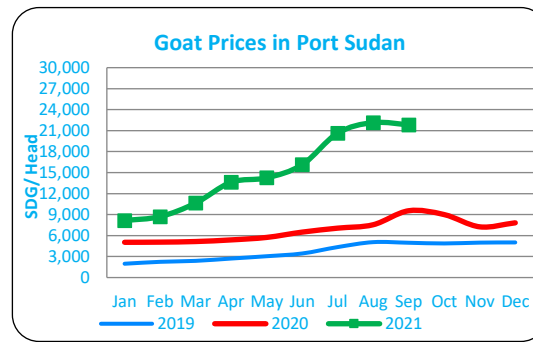
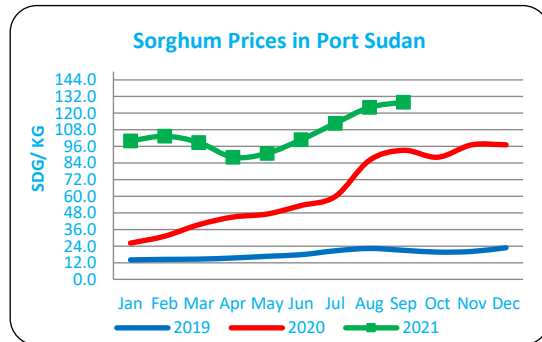
### Inflation Rate:

In September 2021, the amount that consumer paid for a basket of goods and services increased by **365.8** percent compared to what he paid for the same basket in September 2020.

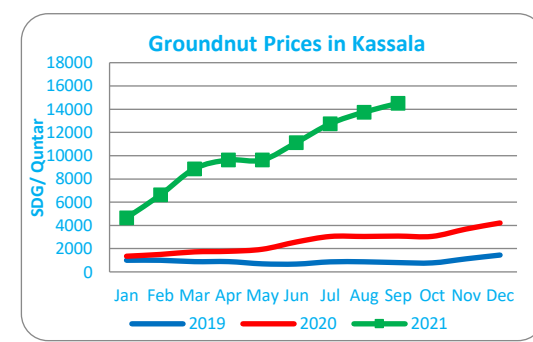
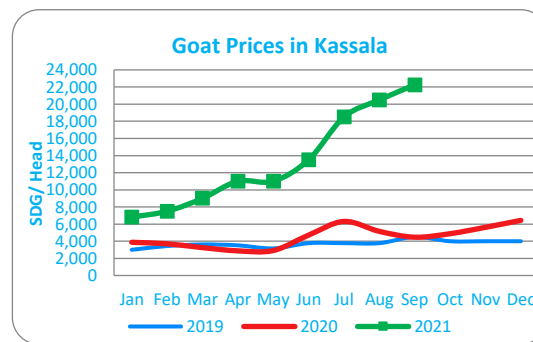
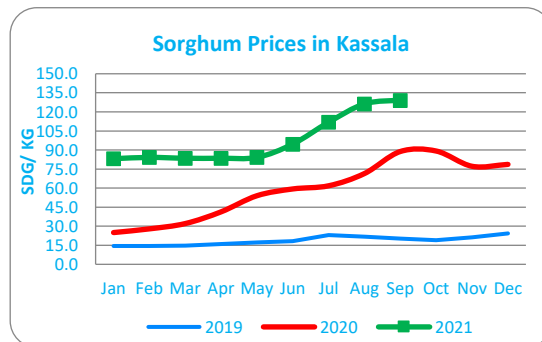
<sup>1</sup> *Consumer Price Index (CPI): The Consumer Price Index measures the average change in prices over time that consumers pay for a basket of goods and services.*

## Annex 6: Sorghum, Goat and Groundnut Price Trends by States

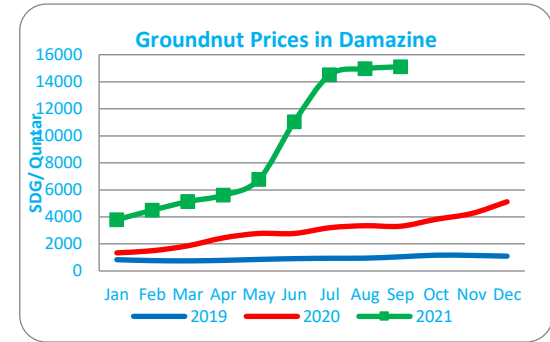
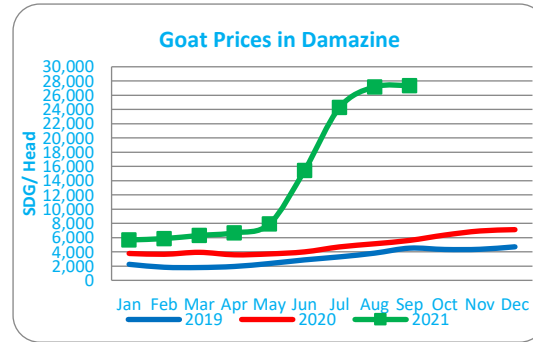
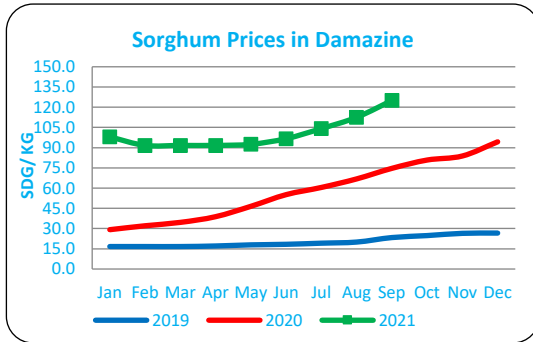
### Red Sea



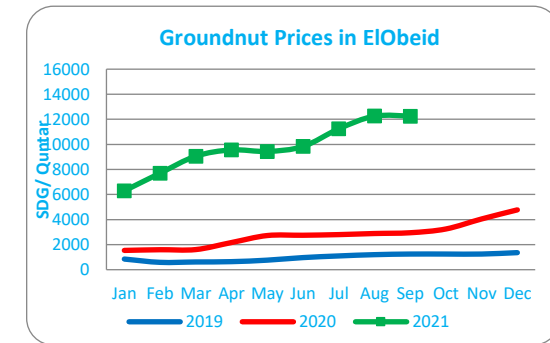
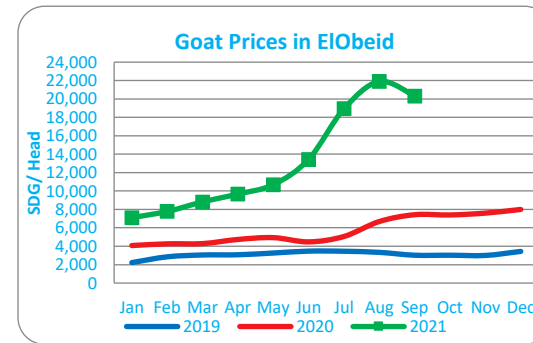
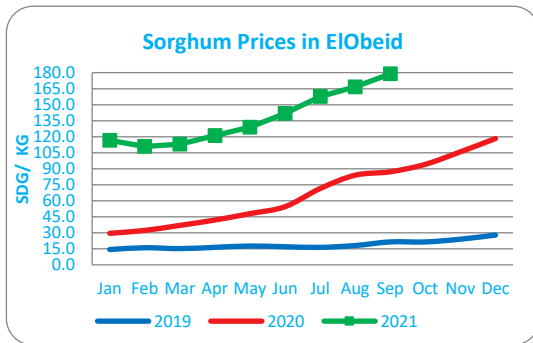
### Kassala



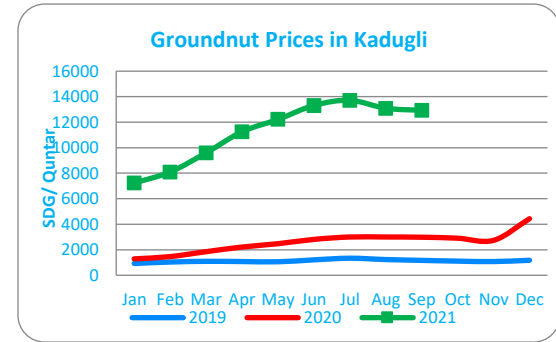
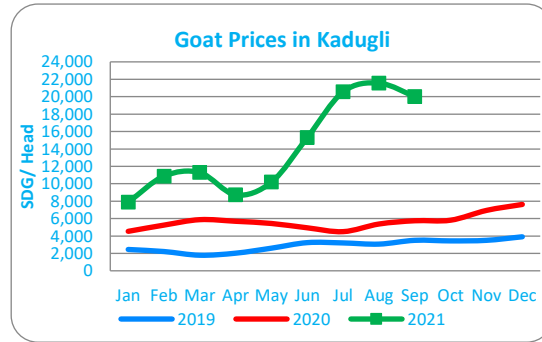
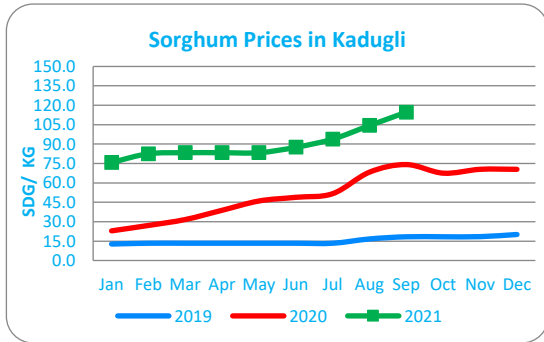
### Blue Nile



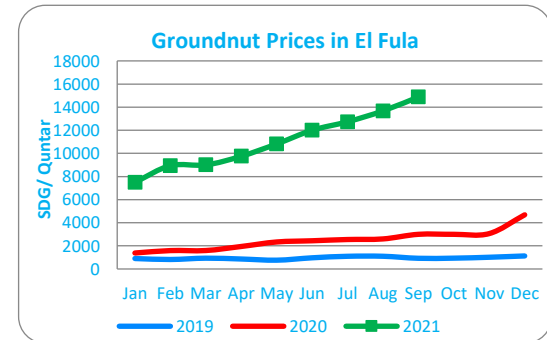
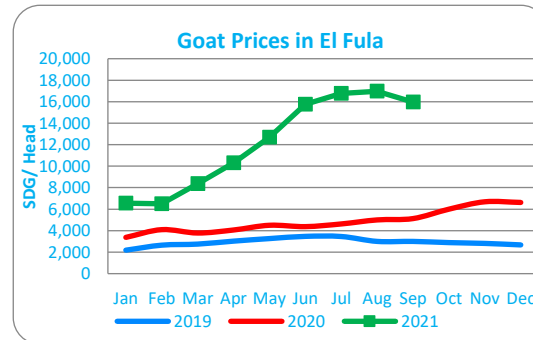
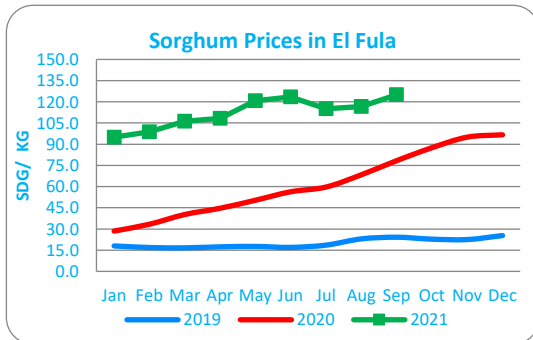
### North Kordofan



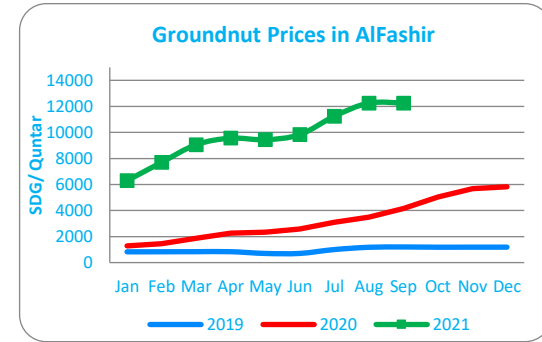
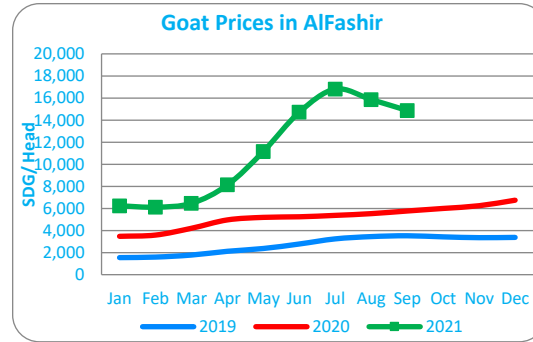
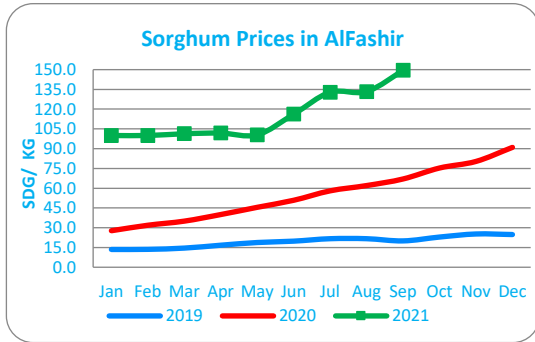
### South Kordofan



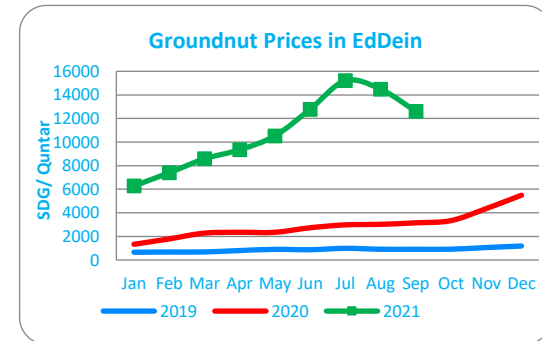
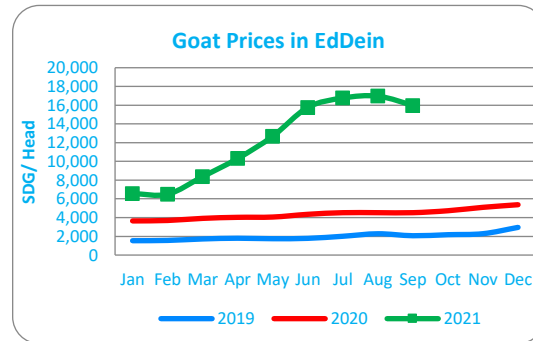
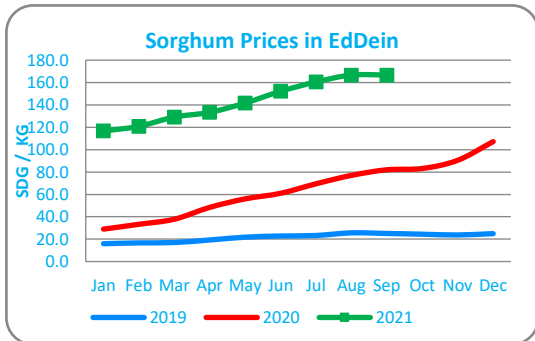
### West Kordofan



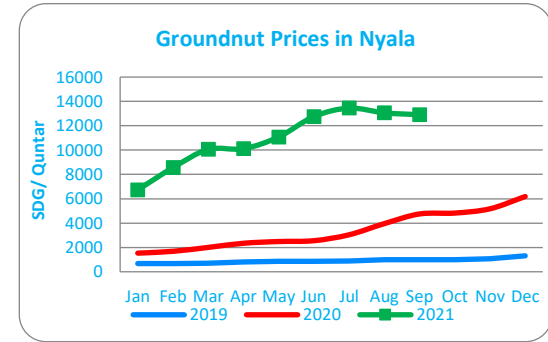
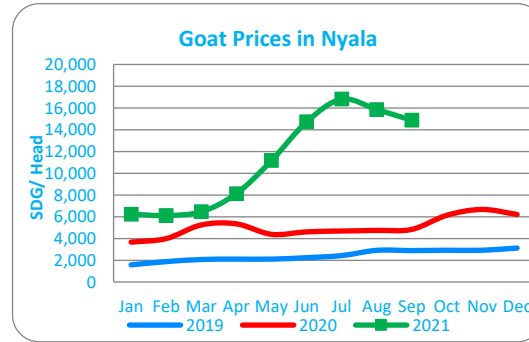
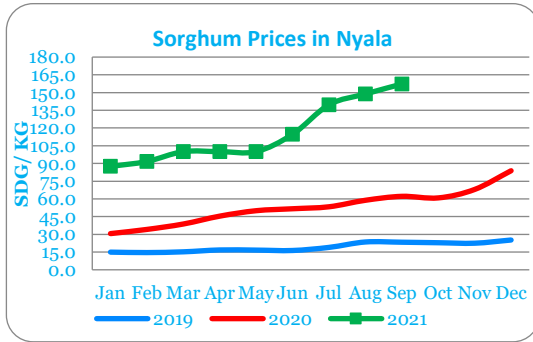
### North Darfur



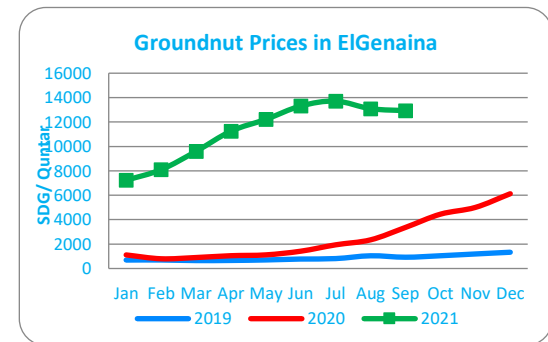
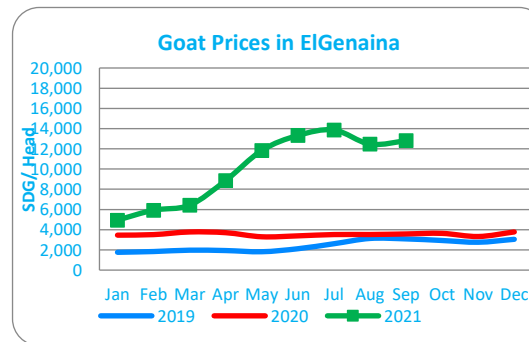
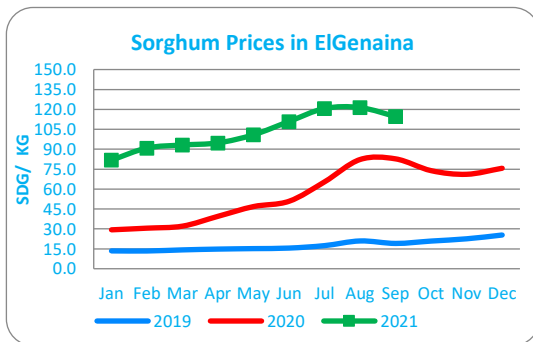
### East Darfur



### South Darfur

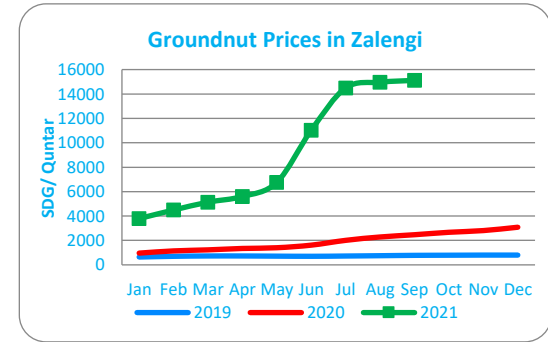
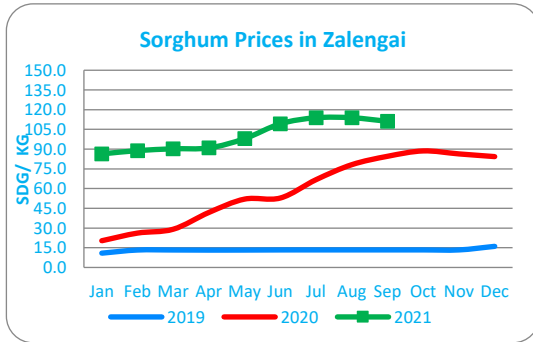


### West Darfur

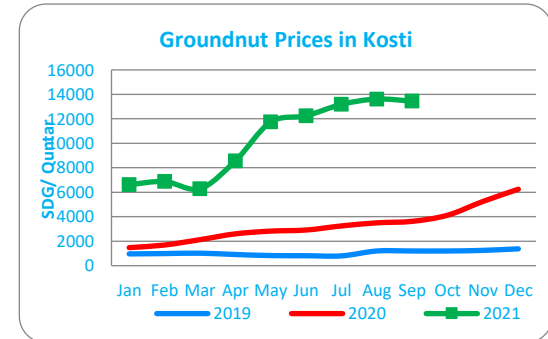
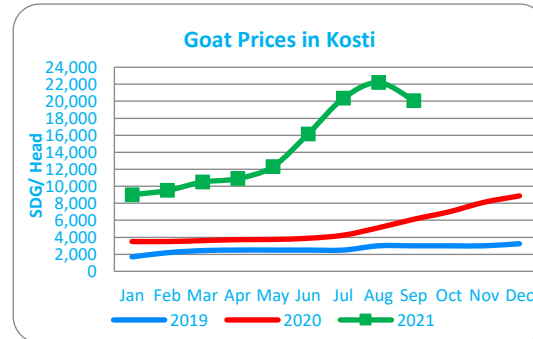
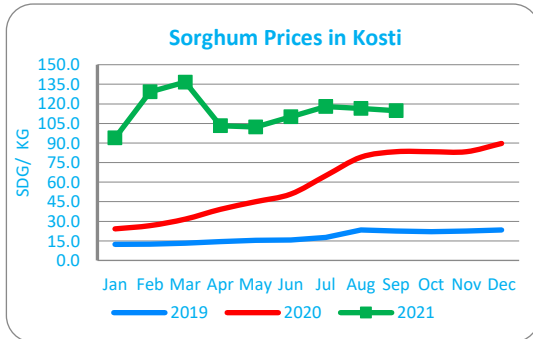




### Central Darfur



### White Nile



## National Averages

