

WFP Market Monitor - Sudan

February 2021

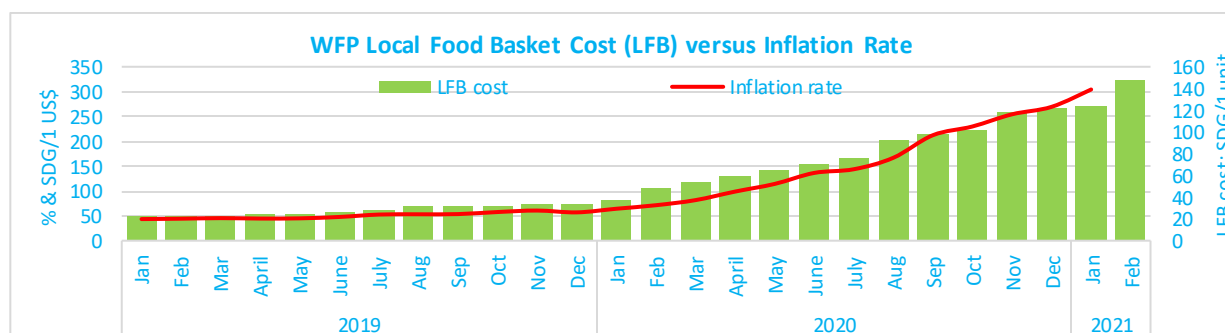
Highlights

- The national average retail price of **sorghum** was **SDG97.33/kg**, which is an increase by **4.93%** compared to the previous month.
- The national average retail price of **Wheat flour** was **SDG242.75/kg**, which is an increase by **36.17%** compared to the previous month.
- The national average retail price of **goat** was **SDG7,561/head**, which is an increase by **8.37%** compared to the previous month.
- The national average retail price of **groundnut** was **SDG7,159/sack**, which is an increase by **19.12%** compared to the previous month.
- The national average cost of **local food basket** was **SDG148.57**, which is an increase by **20.64%** compared to the previous month.

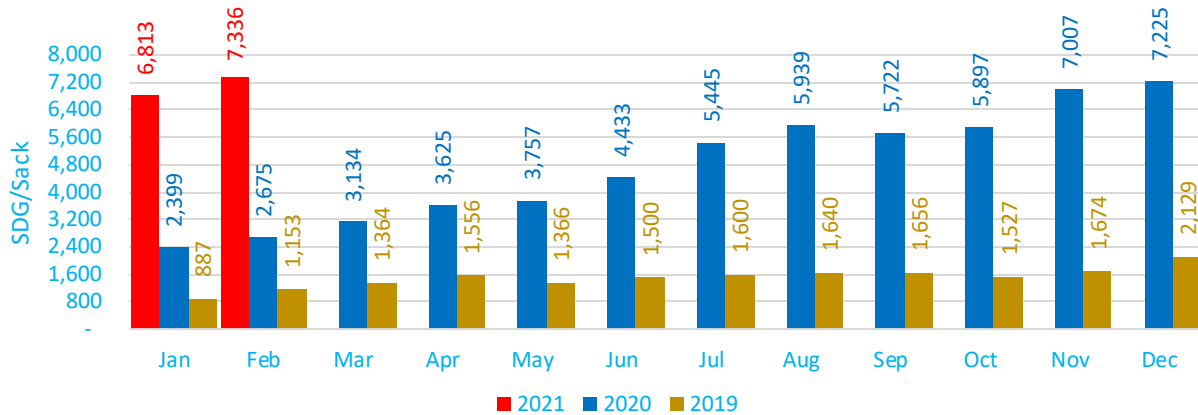
Food Security Outlook

Commodity	Unit of measurement	Current	Previous month		1 year before	
		SDG	SDG	% Change	SDG	% Change
Sorghum	KG	97.33	92.76	↑ 4.93%	30.55	↑ 218.59%
Wheat flour	KG	242.75	178.27	↑ 36.17%	65.69	↑ 269.54%
Goat	Head	7,561	6,977	↑ 8.37%	4,061	↑ 86.19%
Groundnut	Sack (45 KG)	7,159	6,010	↑ 19.12%	1,478	↑ 384.37%
Local Food Basket	Unit	148.57	123.15	↑ 20.64%	48.5	↑ 206.33%

In February, the average cost of local food basket is sharply increased to **148.57** SDG, which coupled with a tremendous increase in the inflation rate during the previous months (304.33 percent in January 2021 and 269.33 percent in December 2020). The exchange rate policy change is likely to have impact on the food prices which will be monitored closely by WFP. The Sudanese currency since mid-February 2021 was traded around **378SDG** for **1 US\$**, on average. In the parallel market it is almost traded around the same rate. There was an improvement in the **casual labor wage-daily rate**, which increased by **14.0** percent in February 2021 compared to previous month, that could improve the purchasing power of the population and mitigate the impact of high food prices.



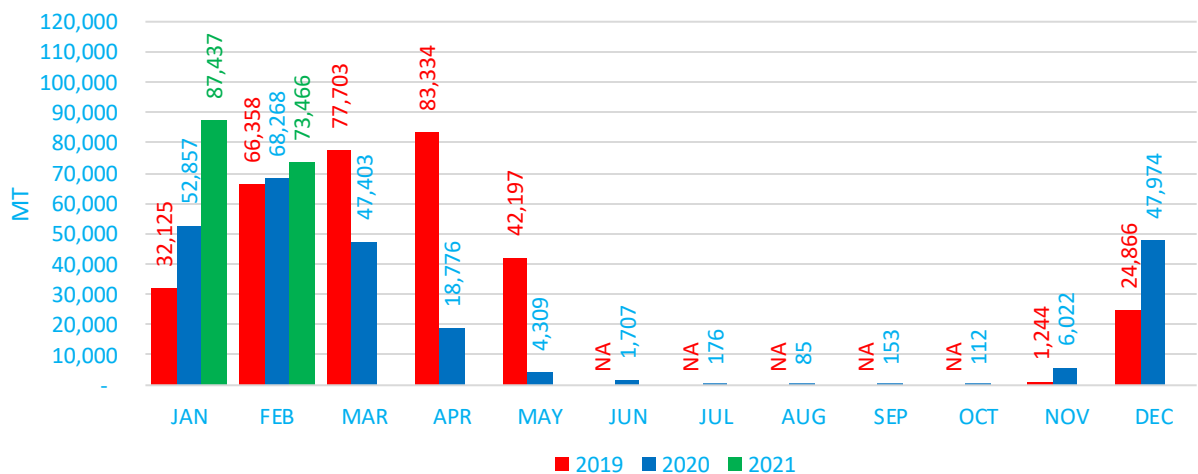
Sorghum Prices and Supplies in Al Gadarif Auction Market



In February 2021, the average price of sorghum in El-Gadarif Auction was **SDG7,336/90Kg sack**, which is an increase by **7.7 percent** compared to the previous month and **174 percent** higher compared to the same month of the previous year (**February 2020**). The total supply of the new harvest of sorghum (November 2020 – February 2021) is around **MT214,899** compared to **MT147,235** for the same period of the previous season.

Note: the average production of sorghum in EL-Gadarif state is estimated by about 22% of the total Sudan production based on the previous 5 years average (source: CFSAM 2019-2020).

Supply of Sorghum _ElGadarif Auction Market



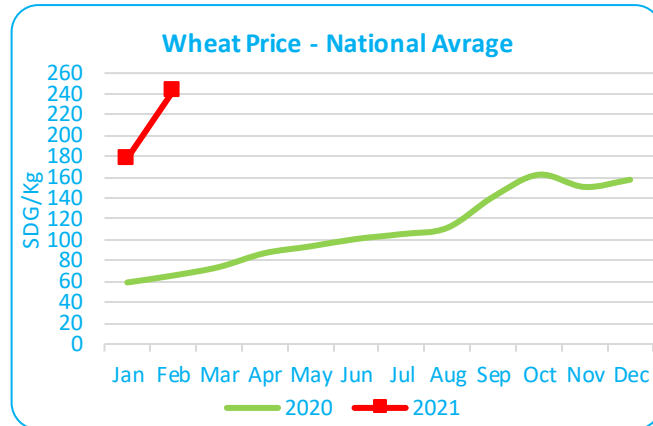
Commodities Prices in WFP Areas



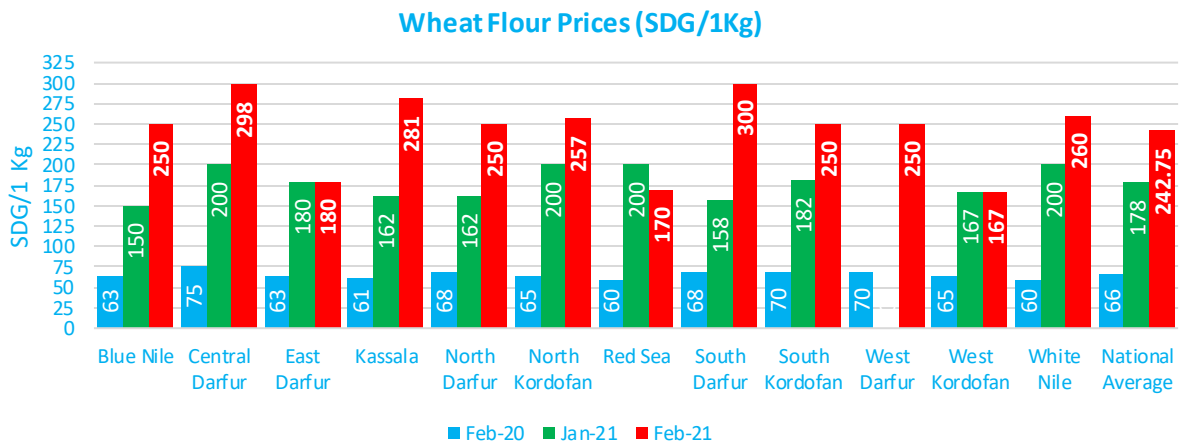
Wheat Flour

National

In February 2021, the average national retail price of wheat flour was **242.75 Sudanese pound per Kg**, which is an increase by **36.17 percent** compared to January 2021. This is mainly due to the huge deterioration in the Sudanese currency during January and early February 2021, as Sudan is mainly depend on the importation of wheat (70-80 percent of its wheat needs). The average retail price of wheat is more than **269.54 percent** higher than the same period of the previous year.



By States



In February, the wheat flour retail prices increased in **8 out of 12 states** by **30.0 to 90 percent** compared to the previous month. It remained unchanged in West Kordofan and East Darfur and decreased in Red Sea by **17 percent**. It was sharply increased in South Darfur (**90.0 percent**), Kassala (**73.0 percent**), Blue Nile (**67.0 percent**), North Darfur (**54.0 percent**), Central Darfur (**49.0 percent**), South Kordofan (**37.0 percent**), White Nile (**30.0 percent**) and North Kordofan (**29.0 percent**).

In February 2021, the prices of wheat flour increased by **157 to 358 percent** in all states compared to the February 2020.

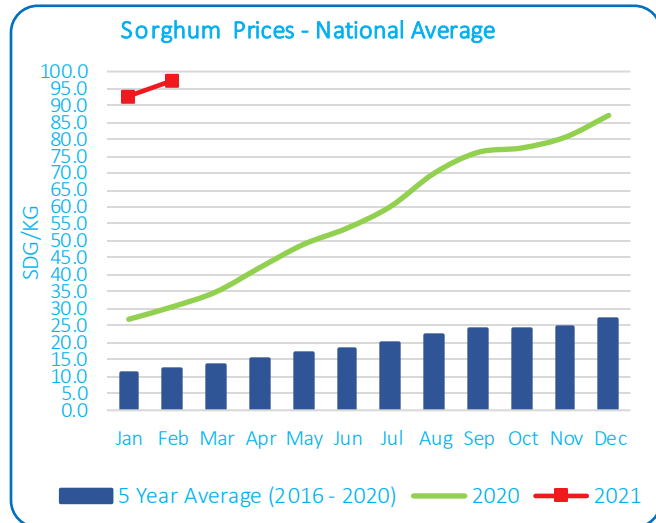


Sorghum

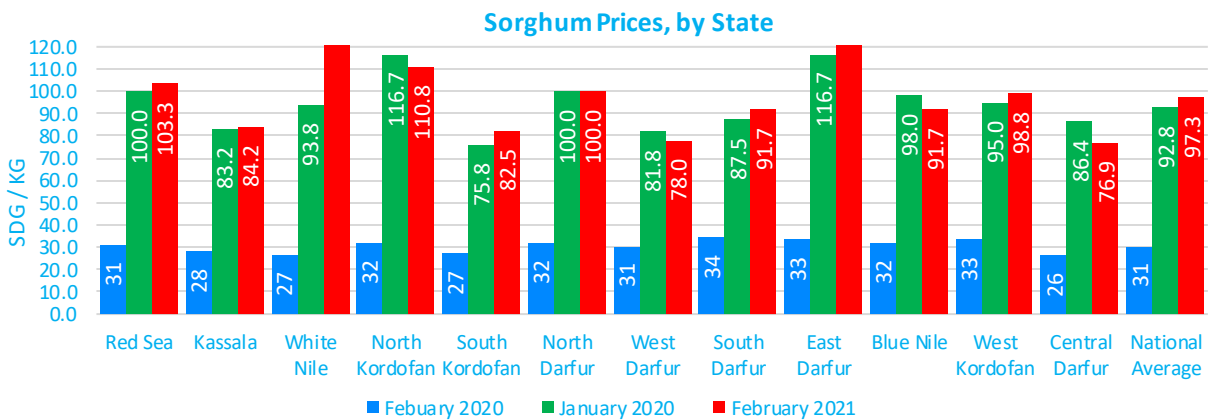
National

The average national retail price of sorghum reached **97.33 Sudanese pound per Kg** in February 2021, which is an increase by **4.9 percent** compared to January 2021.

This increase is due to the inflationary increase in the cost of production and transportation, in addition to the current high demand as the harvest from the previous seasons were depleted earlier. Sorghum prices are expected to slightly increase during the coming month. The average retail price of sorghum is higher by **219 percent** compared February 2020, while it was **697 percent** higher than the average of the past five years of February.




By States



In February 2021, sorghum retail prices increased in **8** out of **12** states compared to the previous month. It was sharply increased in White Nile (**37.7 percent**) and significantly in South Kordofan (**8.8 percent**), while it slightly increased (**by 1 to 5 percent**) in Kassala, Red Sea, South Darfur, West Kordofan and East Darfur. It significantly decreased in Central Darfur (**10.9 percent**), Blue Nile (**6.9 percent**), North Kordofan (**5.0 percent**) and West Darfur (**4.7 percent**), while it remained unchanged in North Darfur.

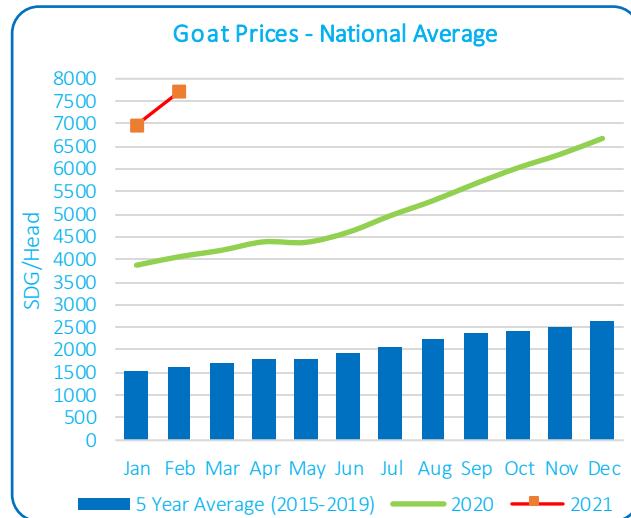
The retail prices of sorghum increased by **155 to 384 percent** in all states compared to the same period of the previous year (see the chart in Annex 1 on page 8). It has increased in all states by **564 to 1,105 percent** compared to the average price for the past five years of February.



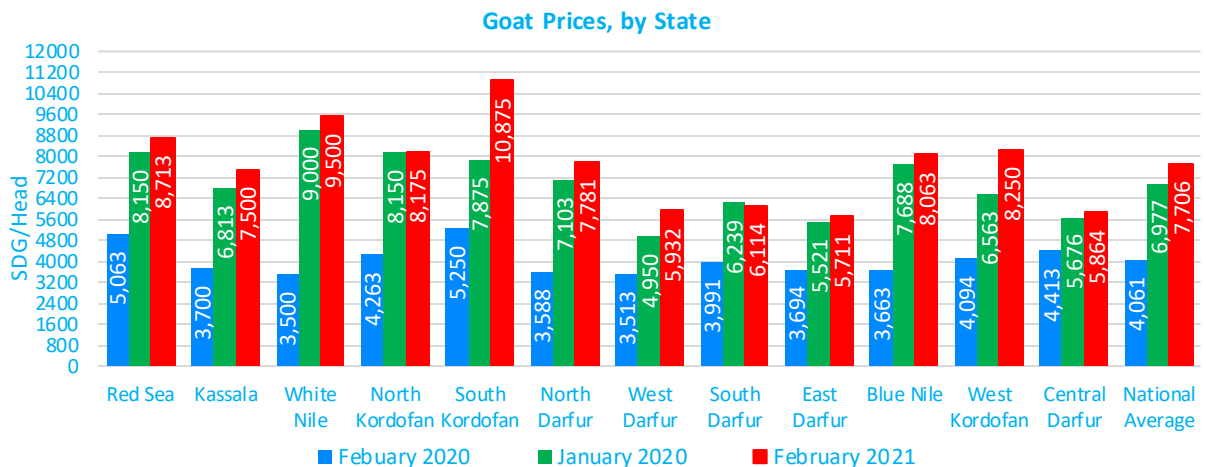
Goat

National

The average price of goat was **7,561 Sudanese pound per head**, an increase of **8.36 percent** over the previous month. The average retail price of goat increased by **86.0 percent** compared to the same month of the previous year. It was higher by **362 percent** compared to the five-year average of February. Goat prices are expected to stay stable over the coming 2 to 3 months.



By States



In February, the retail prices for goat increased in all states compared to the previous month, except in West Kordofan and South Darfur states where it slightly decreased by **1.0 and 2.0 percent**, respectively. It sharply increased in South Kordofan (**38.1 percent**) and West Darfur (**19 percent**); and significantly increased in Kassala (**10.1 percent**), North Darfur (**9.5 percent**), Red Sea (**6.9 percent**) and White Nile (**5.6 percent**). It slightly increased in Blue Nile (**4.9 percent**), East Darfur (**3.5 percent**), Central Darfur (**3.3 percent**) and North Kordofan (**0.3 percent**).

Goat prices increased by **55 to 171 percent** in all states compared to the same month in the previous year (see the chart in Annex 1 on page 8). It also increased by **206 to 481 percent** in all states compared to the five years average of February.



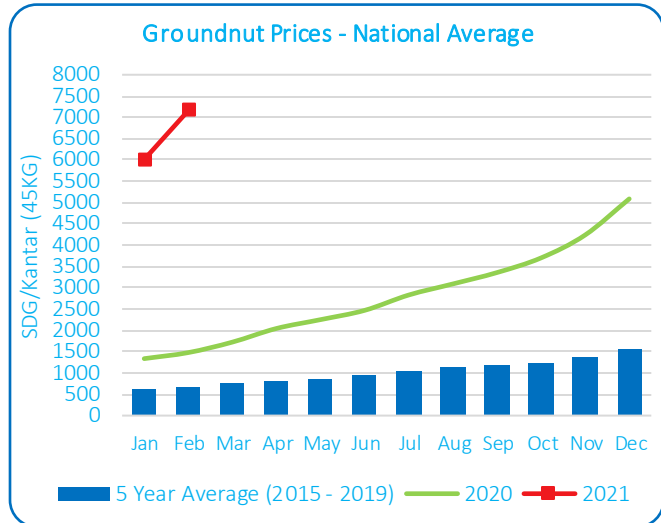
Groundnuts

National

The average price of groundnut was **7,159 Sudanese pound per Kantar**, which is an increase by **19.1 percent** compared to the previous month. This increase is due to the low supply from last season harvest and high cost of inputs, accompanied by a huge demand for local oil factories as well as the export markets.

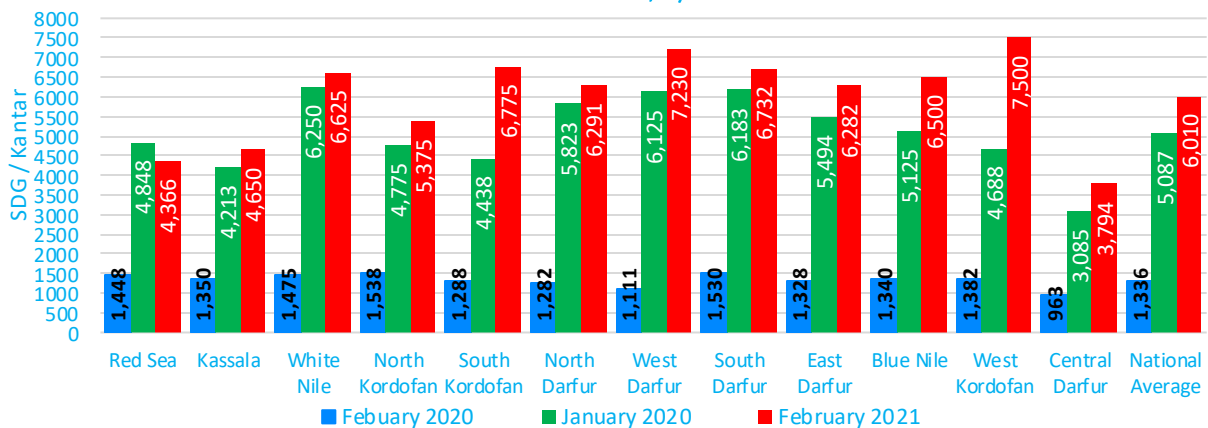
The national average price of groundnut was higher by **384.23 percent** compared to the same month of the previous year, which attributed to the inflationary increase in the cost of production.

The national average price of groundnut was higher by **933 percent** compared to the five-years average of February.



By States

Groundnut Prices, by State

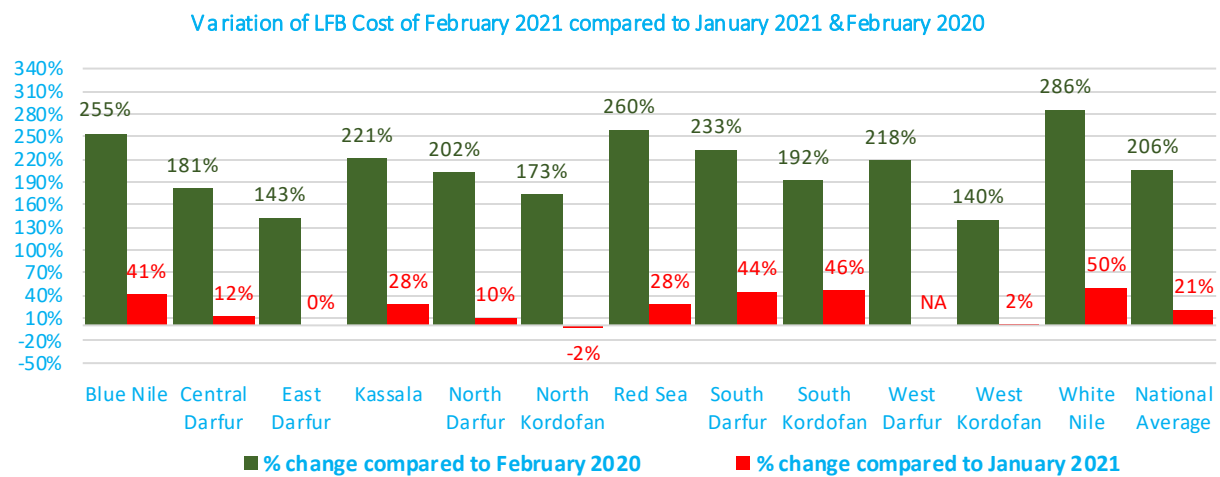
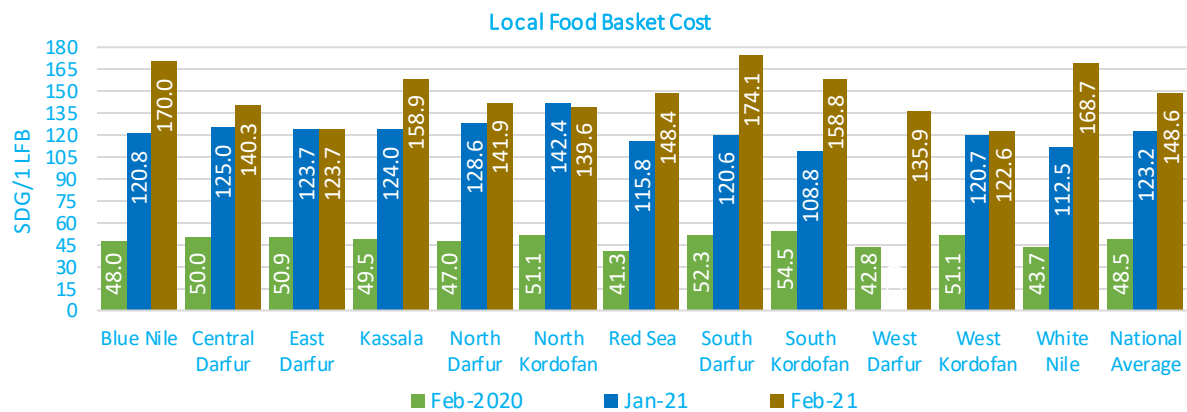
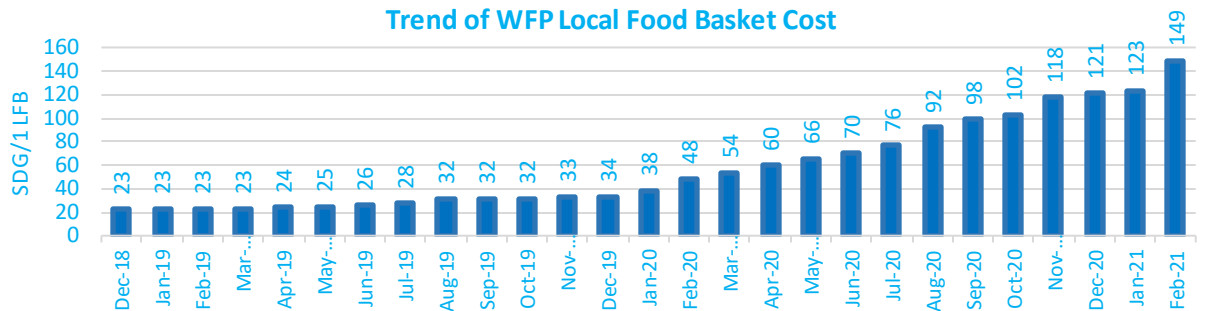


In February, the groundnut prices were increased in all states by **2 to 42 percent** compared to the previous month. It sharply increased in Kassala (**42.5 percent**), North Kordofan (**32.6 percent**), South Darfur (**27.1 percent**), Red Sea (**25.0 percent**), North Darfur (**22.4 percent**), West Kordofan (**19.2 percent**), Central Darfur (**18.5 percent**), South Kordofan (**18.5 percent**), North Darfur (**17.7 percent**) and South Darfur (**12.0 percent**). It slightly increased in White Nile (**3.8 percent**) and Blue Nile (**1.9 percent**).

During **February 2021**, the groundnut prices increased by **253 to 462 percent** in all states compared to the same month of the previous year (see the chart in Annex 1 on page 8). Groundnut prices have shown sharp increases by **666 to 1,510 percent** compared to the average prices for the past five years of February.

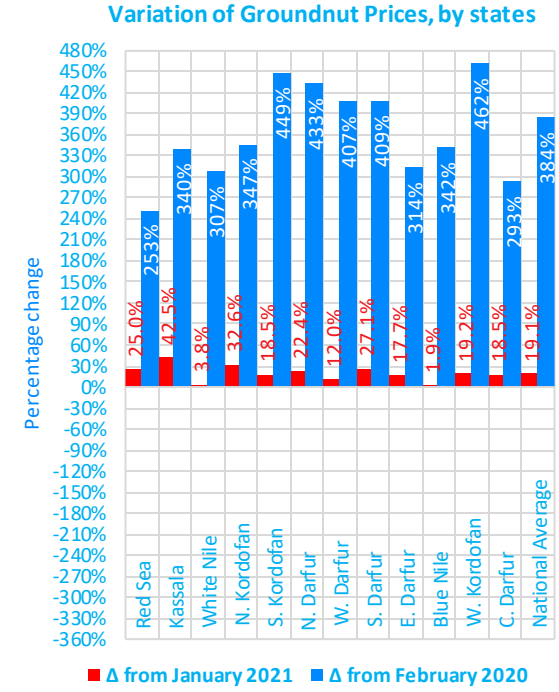
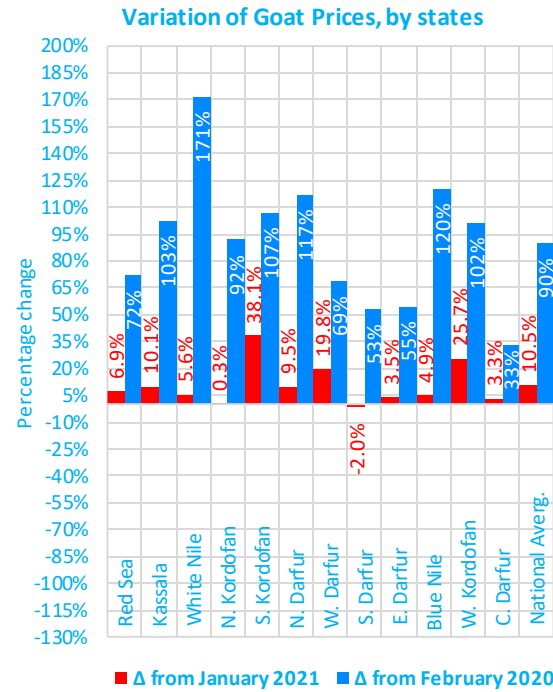
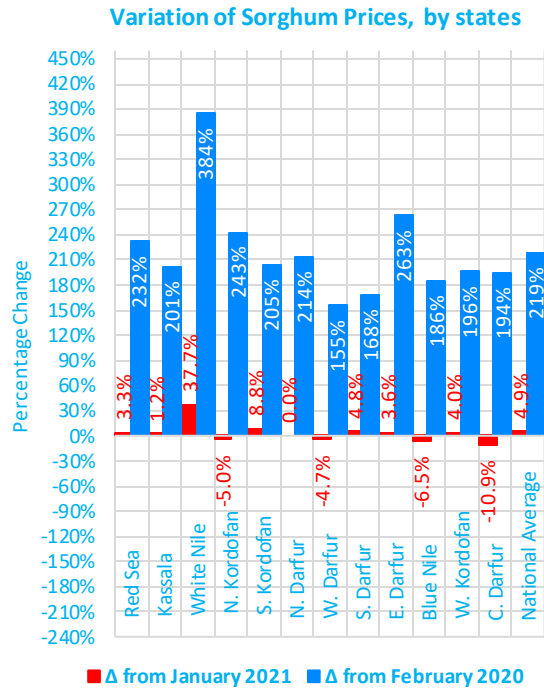
Cost of Local Food Basket (LFB)

- In February 2021, the average cost of local food basket is sharply increased by **20.64 percent** compared to the previous month, to reach **148.57 Sudanese pounds**. It is an increase by **206.33 percent** compared to the same month of the previous year.
- In February 2021, the highest cost of local food basket was recorded in **South Darfur (SDG 174.05)** followed by **Blue Nile (SDG 170.0)**, while the lowest LFB cost was recorded in **West Kordofan (SDG 122.62)**.



Annex 1:

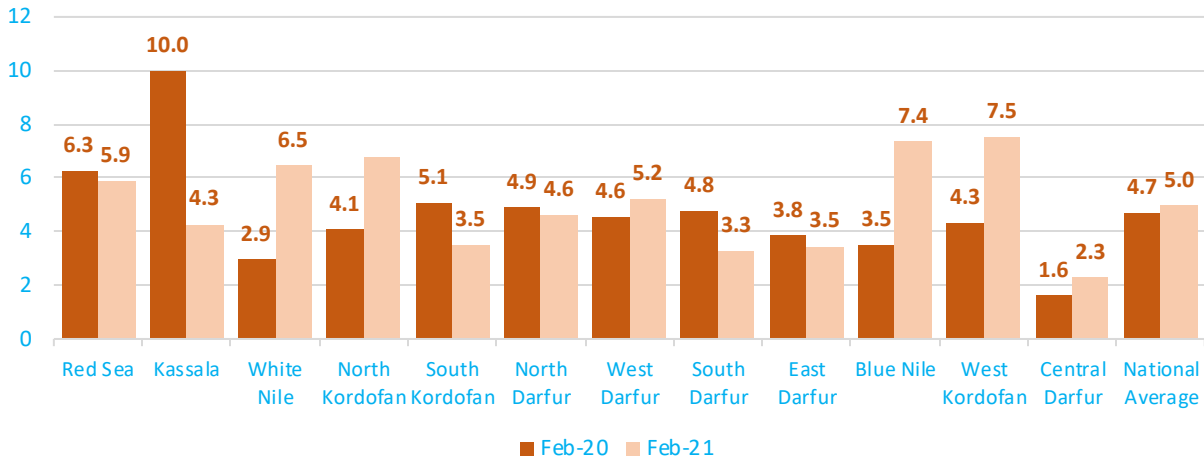
The Percentage Change of Sorghum, Goat and Groundnut Prices Compared to the January 2021 & February 2020



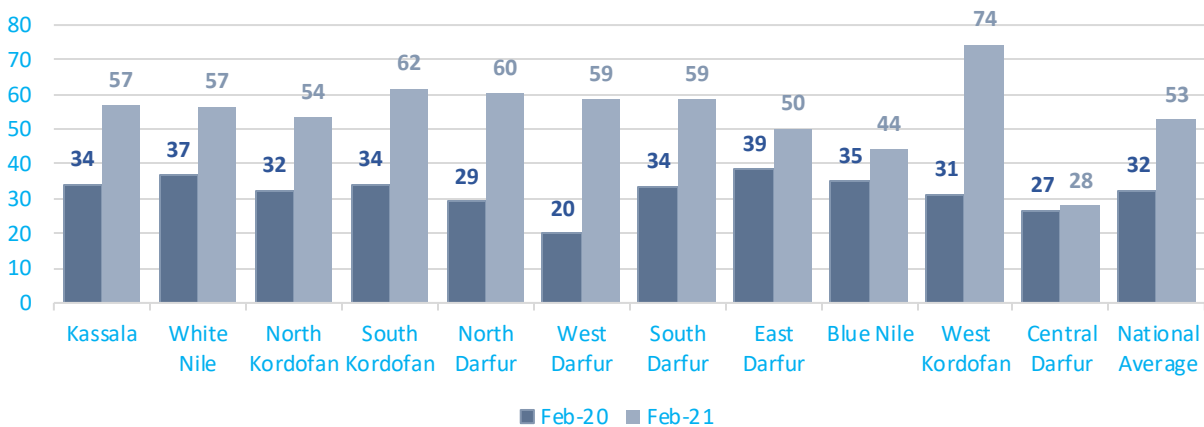
Annex 2:

Terms of Trade

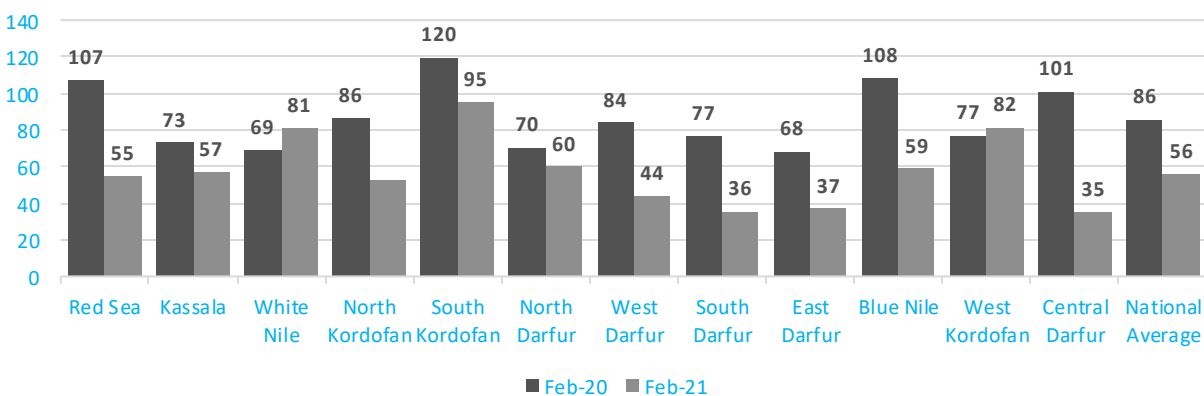
Casual Labor Wage - Daily Rate versus VAM LFB



Groundnut (1 sack of 45Kg) versus VAM LFB

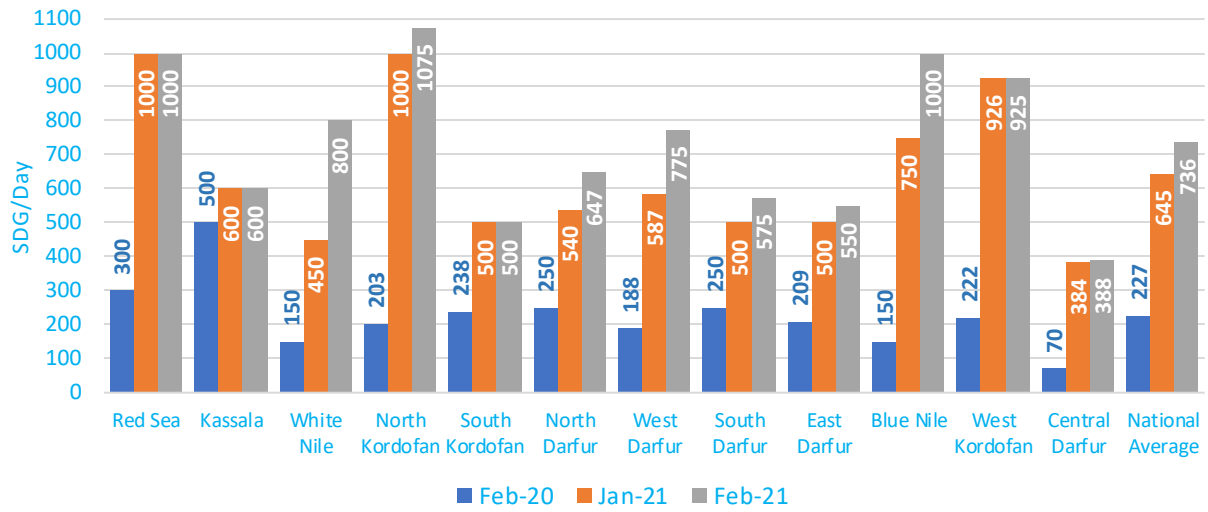


Goat (one medium size) versus VAM LFB

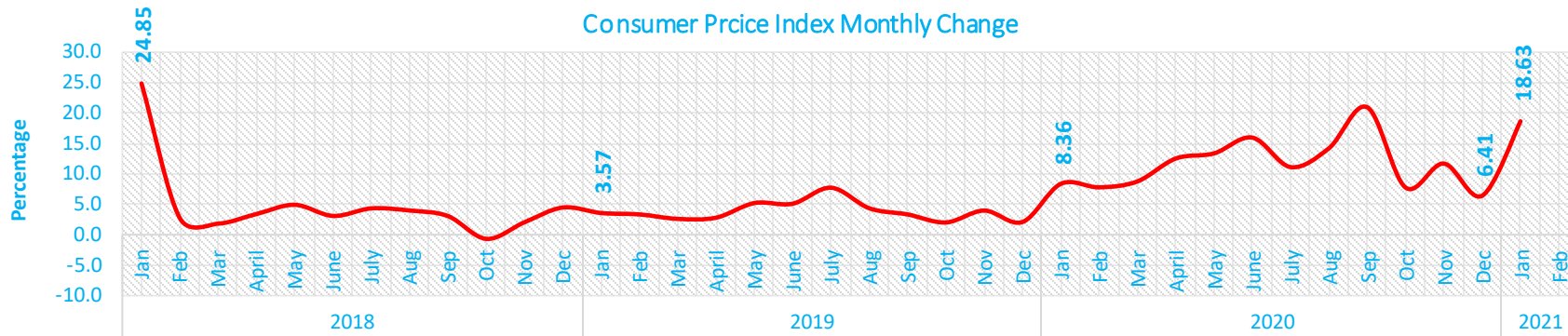


Annex 3:

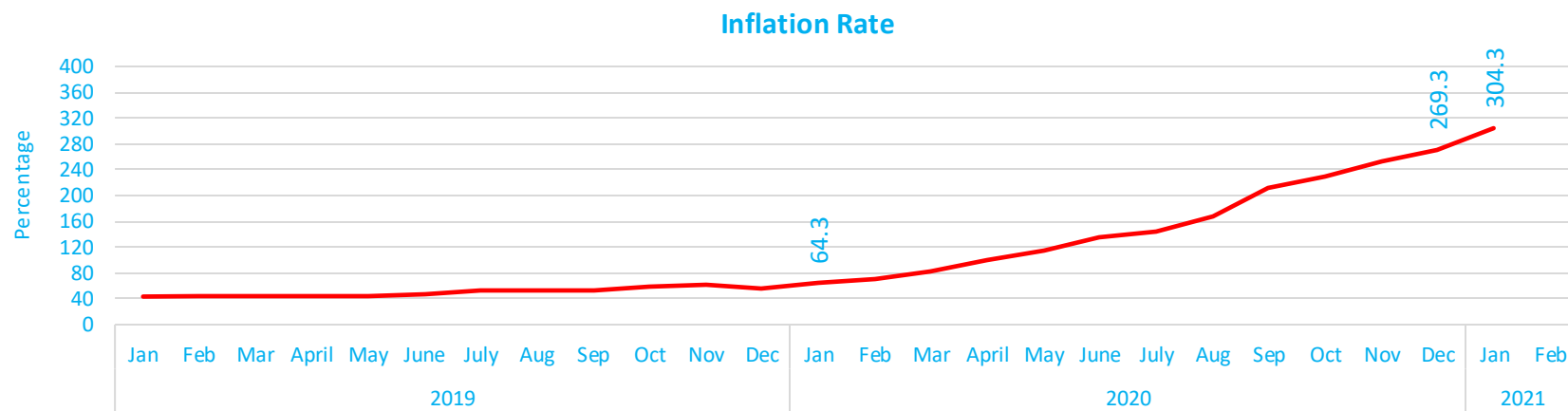
Casual Labor Wage - Daily Rate (SDG/Day)



Annex 4: Sudan Inflation Rate - Consumer Price Index (CPI)¹: (Source: SUDAN CENTRAL BUREAU OF STATISTICS)



The monthly percentage change of **Consumer** Price Index: In **January 2021**, the amount that consumer paid for a basket of goods and services increased by **18.63** percent compared to what he paid for the same basket in **December 2020**.

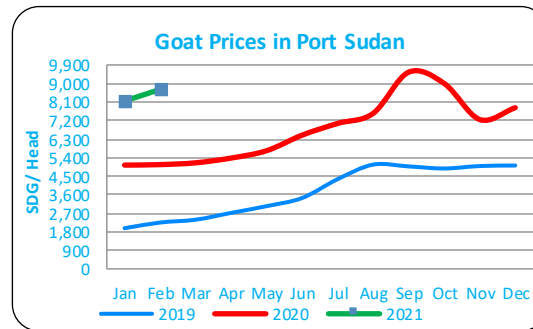
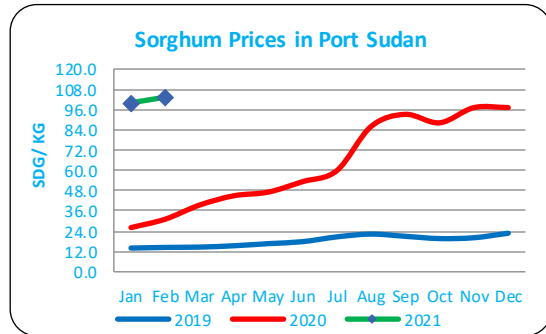


Inflation Rate: In **January 2021**, the amount that consumer paid for a basket of goods and services increased by **304.3** percent compared to what he paid for the same basket in **January 2020**.

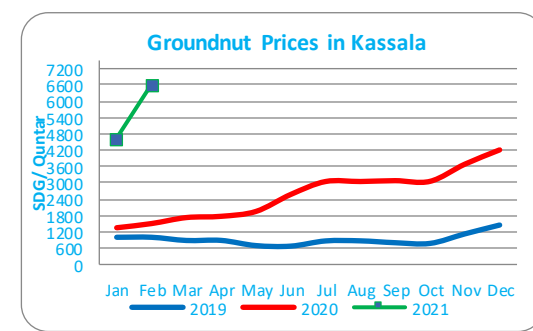
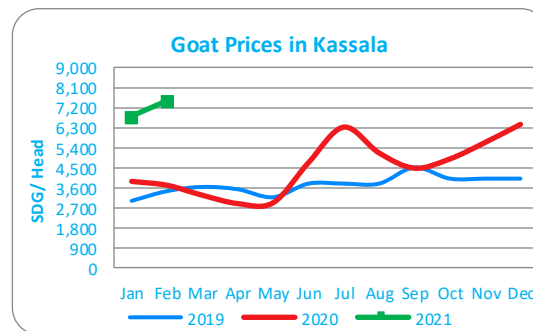
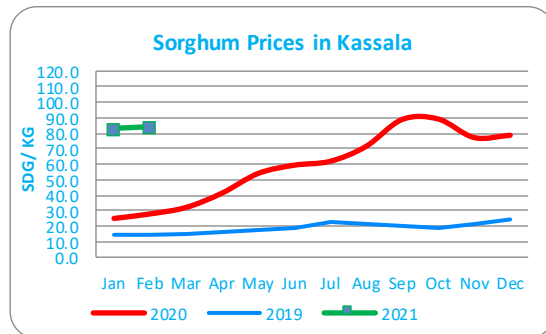
¹ **Consumer Price Index (CPI):** The **Consumer Price Index** measures the average change in prices over time that consumers pay for a basket of goods and services.

Annex 5: Sorghum, Goat and Groundnut Price Trends by States

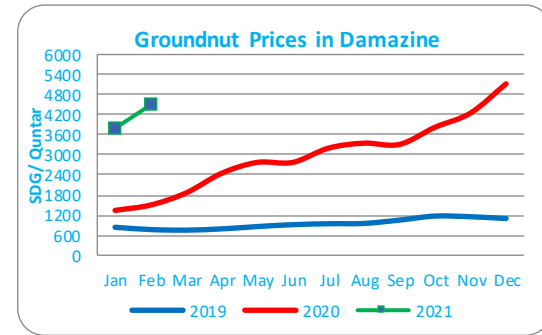
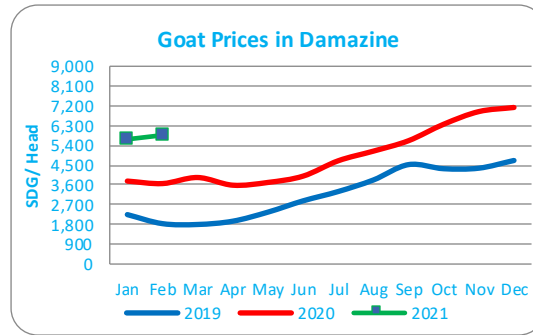
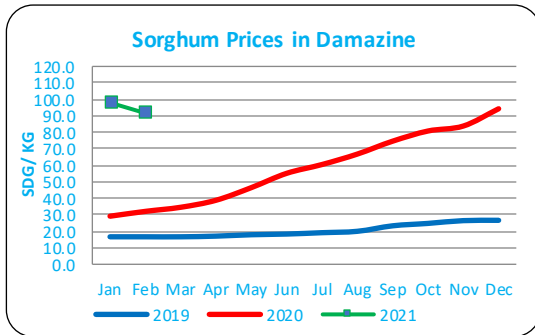
Red Sea



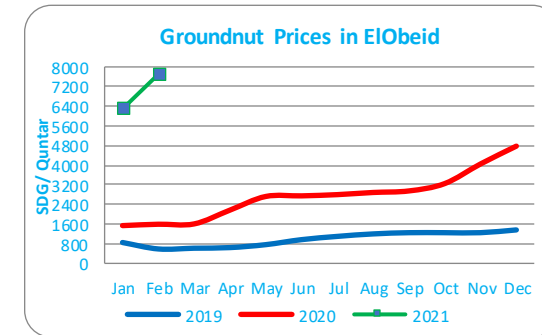
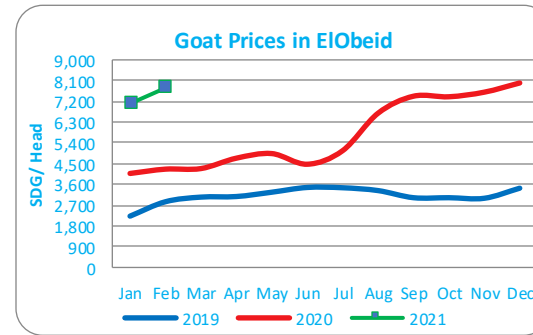
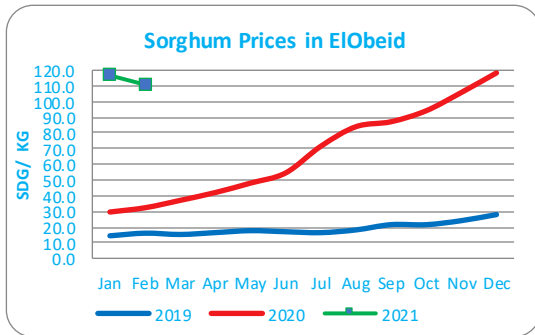
Kassala



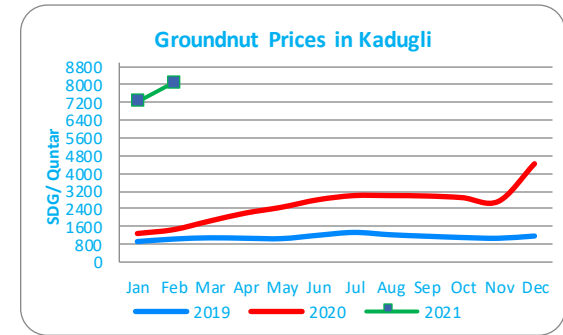
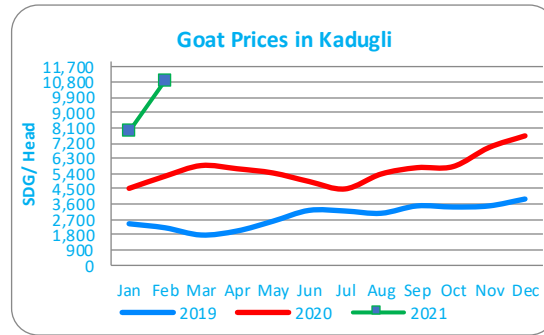
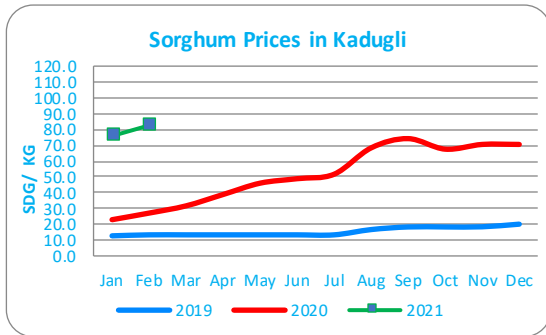
Blue Nile



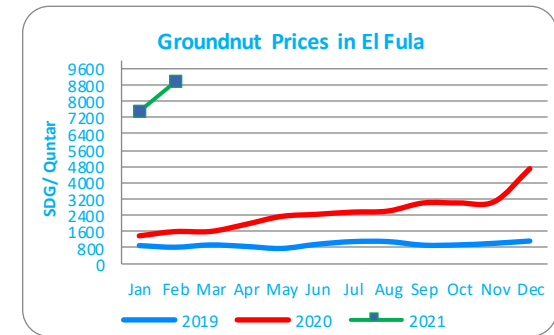
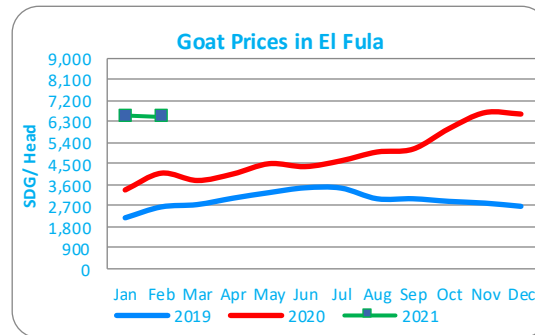
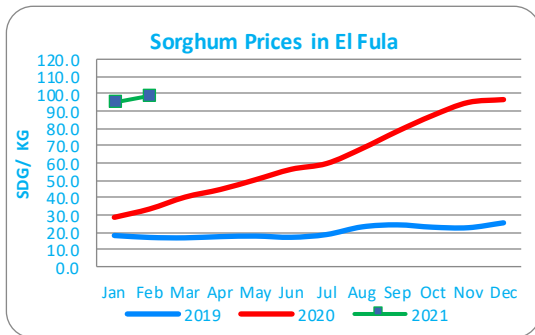
North Kordofan



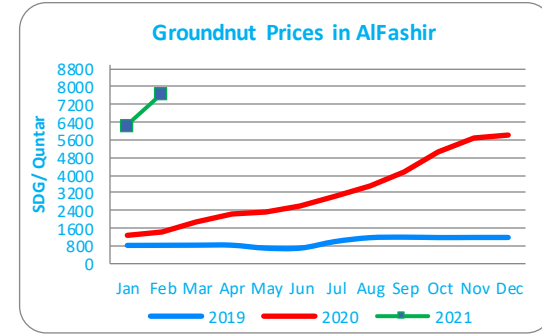
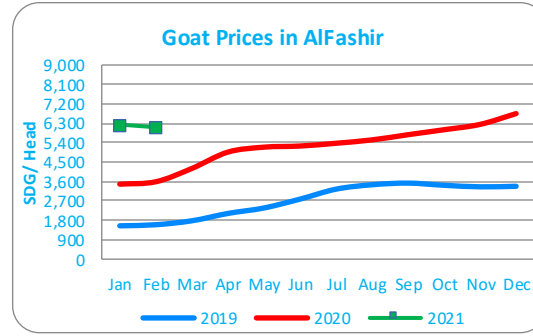
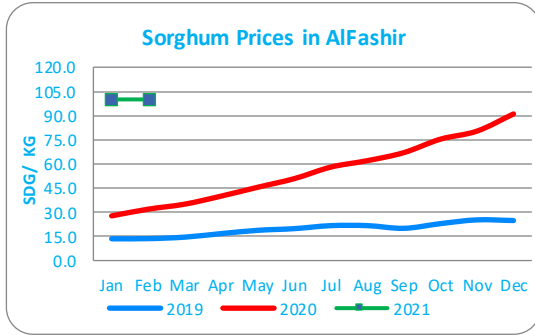
South Kordofan



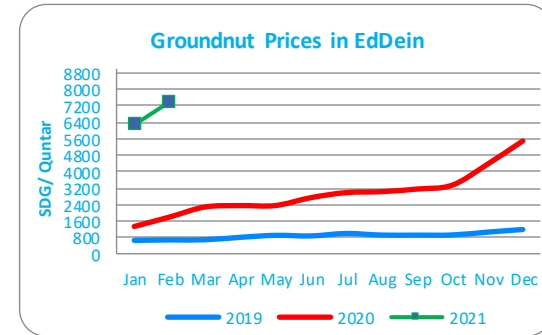
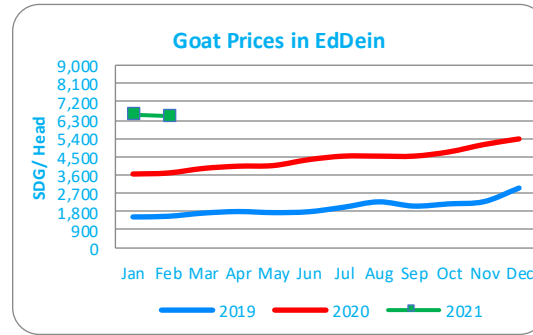
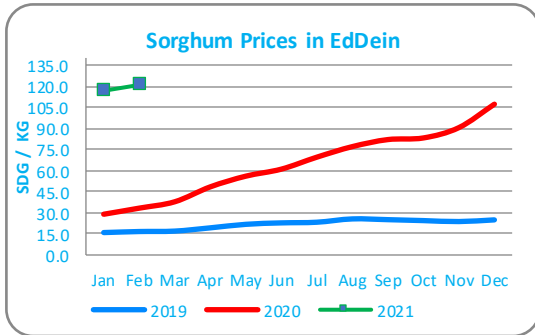
West Kordofan



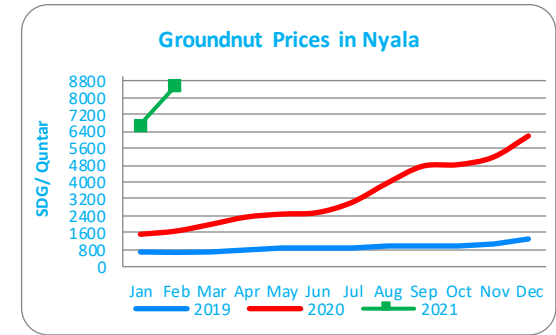
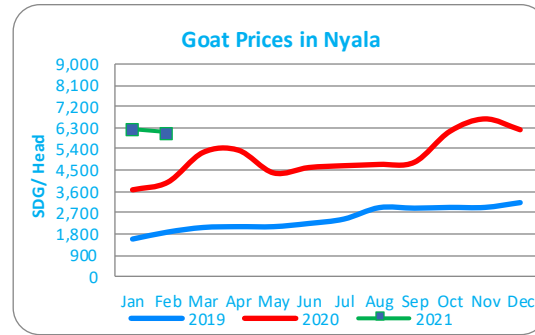
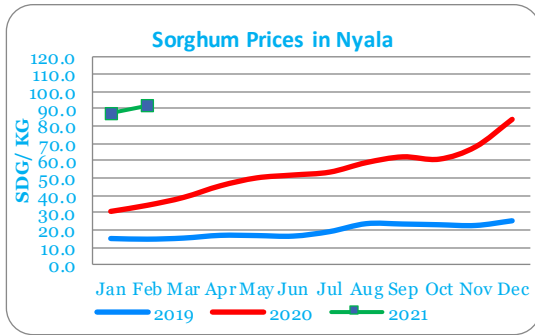
North Darfur



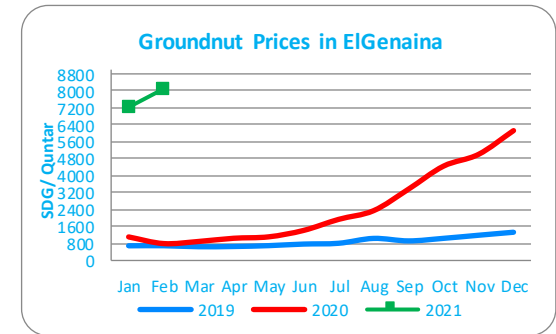
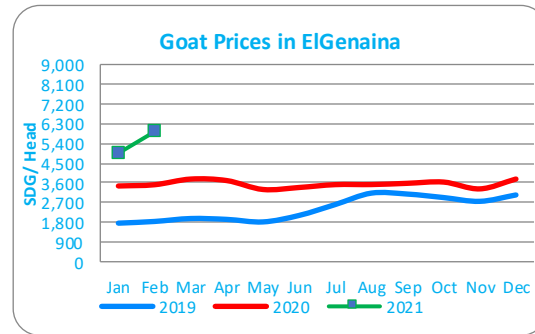
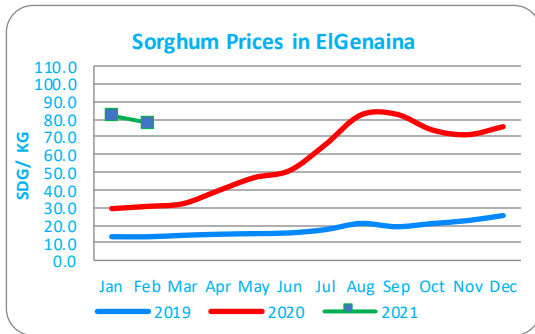
East Darfur



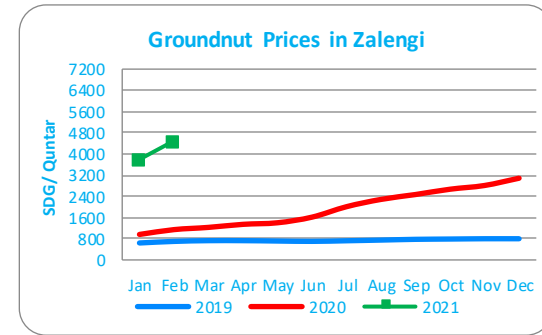
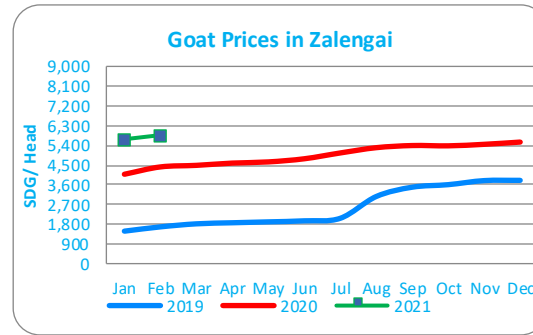
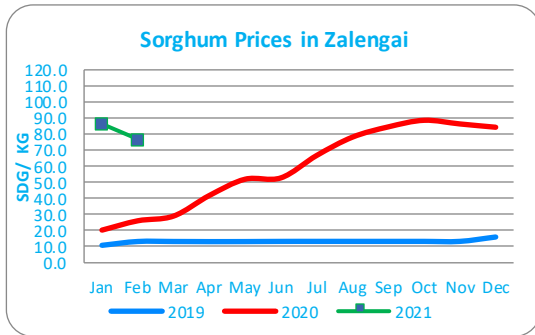
South Darfur



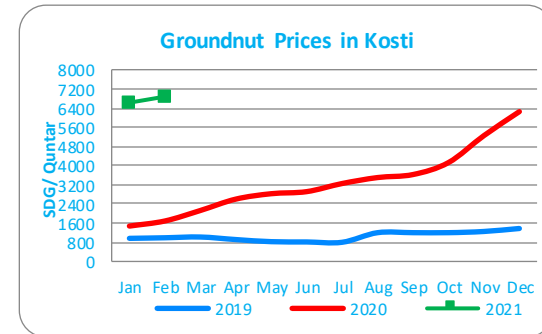
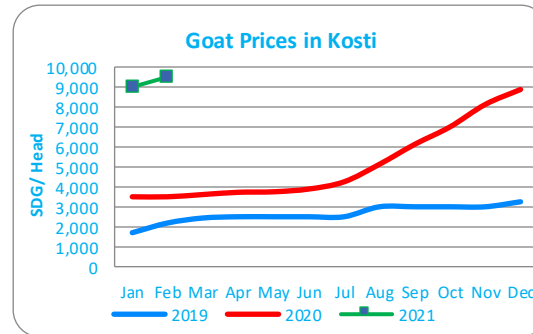
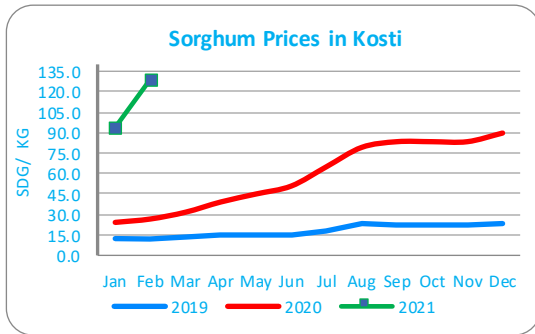
West Darfur



Central Darfur



White Nile



National Average Prices

