

WFP Market Monitor - Sudan

December 2020

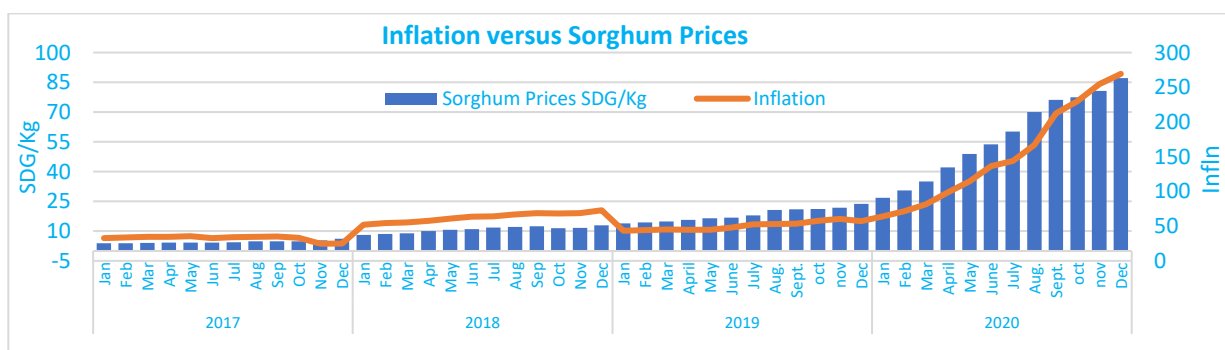
Highlights

- The national average retail price of **sorghum** was **SDG87.06/kg**, which is an increase by **8.06%** compared to the previous month.
- The national average retail price of **Wheat flour** was **SDG158/kg**, which is a increase by **4.64%** compared to the previous month.
- The national average retail price of **goat** was **SDG6,681/head**, which is an increase by **5.56%** compared to the previous month.
- The national average retail price of **groundnut** was **SDG5,087/sack**, which is an increase by **20.03%** compared to the previous month.
- The national average cost of **local food basket** was **SDG121.2**, which is an increase by **2.85** compared to the previous month.

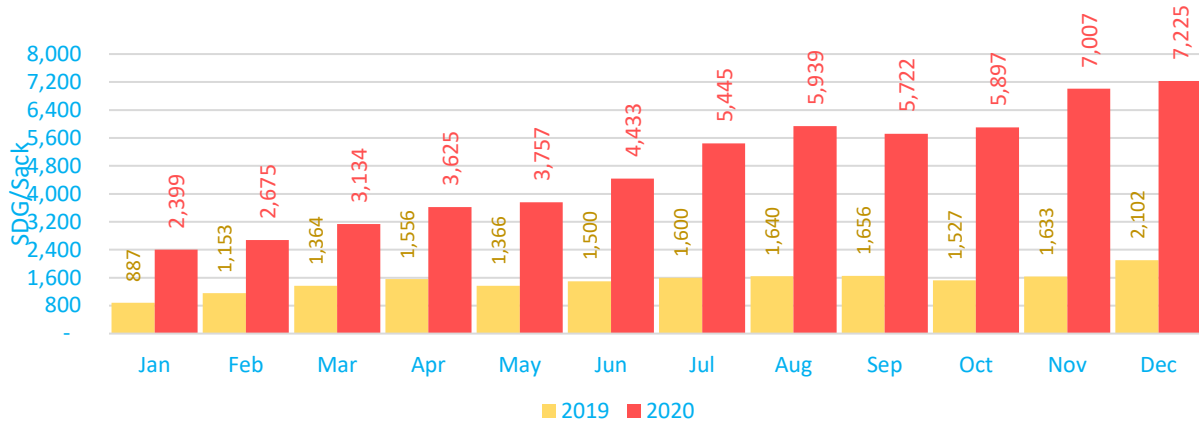
Food Security Outlook

Commodity	Unit of measurement	Current	Previous month		1 year before	
		SDG	SDG	% Change	SDG	% Change
Sorghum	KG	87.06	80.6	↑ 8.06 %	23.76	↑ 266 %
Wheat flour	KG	158	151	↑ 4.64 %	51.1	↑ 209 %
Goat	Head	6,681	6,329	↑ 5.56 %	3,609	↑ 85 %
Groundnut	Sack (45 KG)	5,087	4,238	↑ 20.03 %	1223	↑ 316 %
Local Food Basket	Unit	121.2	117.8	↑ 2.85%	33.6	↑ 261%

In December, the average cost of local food basket reached a record of **121.2** Sudanese pounds coupled with the record inflation rate during the previous months, **269.33** and **254.34** percent in December and November, respectively. The situation is expected to worsen more and more due further deterioration in the value of Sudanese currency in December, which was traded, on average, at **265** SDG for **1** US\$ in the parallel market compared to **250** in November. The national average local food basket cost has showing steady increase since the beginning of this year. Coupled with slight improvement in the **casual labor wage-daily rate**, which increased by **4.0** percent in December compared to November, the high food prices are eroding the purchasing power of the population, which should be closely monitored.

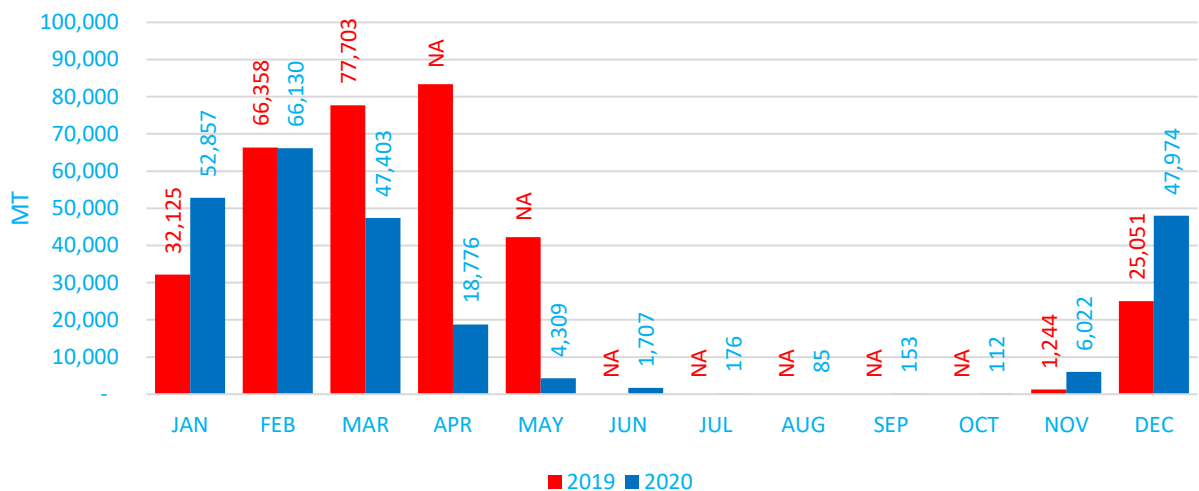


Sorghum Prices and Supplies in Al Gadarif Auction Market



In December 2020, the average price of sorghum in El-Gadarif Auction was **SDG7,225/sack**, which is an increase by **3 percent** compared to the previous month and **244 percent** higher compared to the same month of the previous year (**December 2019**). The total supply of the new harvest (November -December 2020) of sorghum is around **54,000MT** compared to **26,000MT** in the for same period of the previous season, which is almost **100 percent** increase for the same period.

Supply of Sorghum _ElGadarif Auction Market



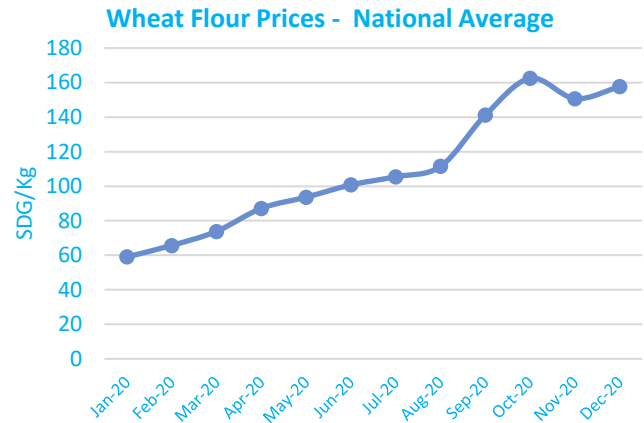
Commodities Prices in WFP Areas



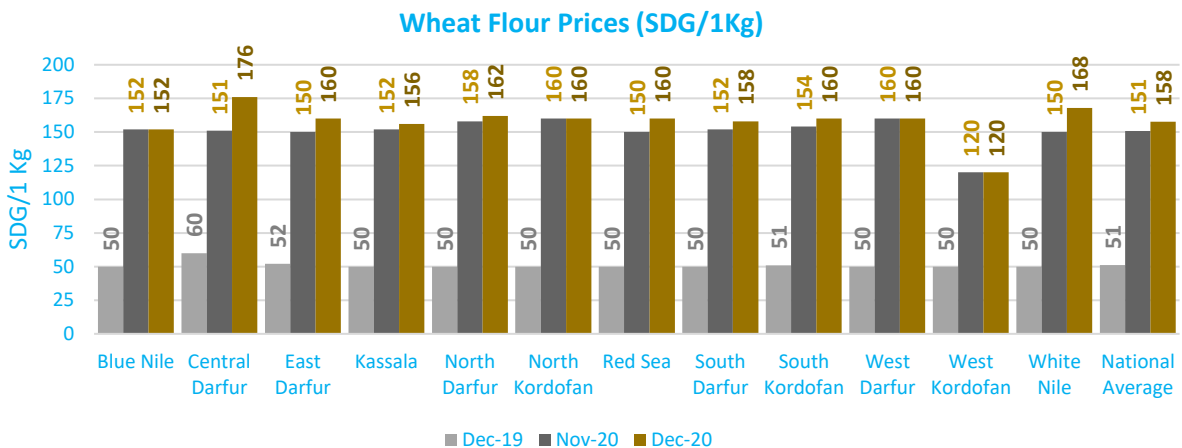
Wheat Flour

National

In December 2020, the average national retail price of wheat flour was **158 Sudanese pound per Kg**, which is a increase by **4.64 percent** compared to November 2020. This is mainly due to the slight deterioration in the Sudanese currency as Sudan mainly depend on the importation of wheat. The average retail price of wheat is more than **209.2 percent** higher than the same period of the previous year.



By States



In December, Wheat flour retail prices increased only in **8 states** out of 12 by **3.0 to 17 percent** compared to the previous month, while it remained unchanged in 4 states. It was sharply increased in Central Darfur (**17.0 percent**), White Nile (**12.0 percent**) East Darfur (**7.0 percent**) and Red Sea (**7.0 percent**). It slightly increased in South Darfur and South Kordofan by **4.0 percent** while it increased by **3.0 percent** in Kassala and North Darfur states. It remained unchanged Blue Nile, North Kordofan, West Kordofan and West Darfur.

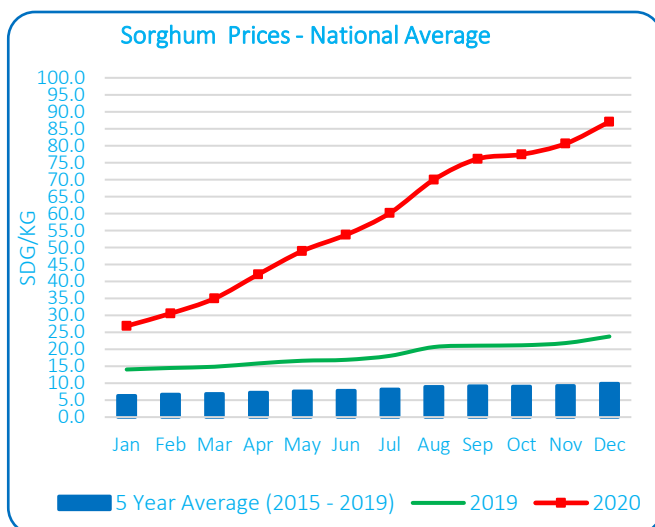
In December 2020, the prices of wheat flour increased by **140 to 236 percent** in all states compared to the December 2019.



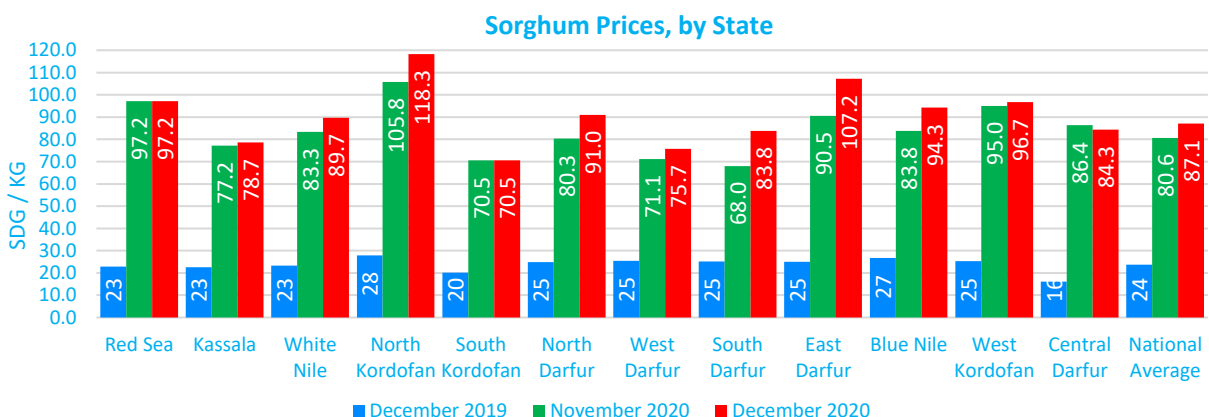
Sorghum

National

The average national retail price of sorghum reached **87.06 Sudanese pound per Kg** in December, which is an increase by **8.0 percent** compared to November 2020. This increase in the the price is due to the high cost of production, the high transportation cost to consumption areas, in addition to the high demand as the harvest from previous season is almost depleted, i.e. no carry over from the previous season. Sorghum prices are expected to remain stable or slightly increase during the coming 2 to 3 months. The average retail price of sorghum is higher by **266 percent** compared December 2019. It was **777 percent** higher than the average of the past five years of December. These sharp increases, compared to the previous years, is attributed to the inflationary increase in the cost of production and deterioration in the Sudanese currency.




By States



In December, sorghum retail prices increased in **9 out of 12 states** by **2 to 23 percent** compared to previous month. It was sharply increased in South Darfur (**23.3 percent**), East Darfur (**18.4 percent**), North Darfur (**13.3 percent**), Blue Nile (**12.5 percent**), North Kordofan (**11.8 percent**), while it slightly increased in White Nile (**7.6 percent**), West Darfur (**6.4 percent**), Kassala (**1.9 percent**) and North Kordofan (**1.8 percent**). It remained unchanged in Red Sea and South Kordofan, while it decreased slightly by **2.4 percent** in Central Darfur State.

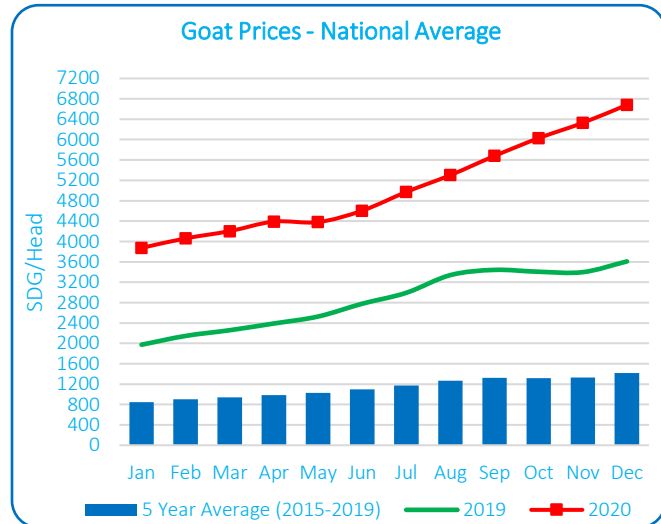
The prices of sorghum increased by **198 to 425 percent** in all states compared to the same period of the previous year (see the chart in Annex 2 on page 8). The prices of sorghum have increased in all states by **668 to 1,079 percent** compared to the average price for the past five years of December.



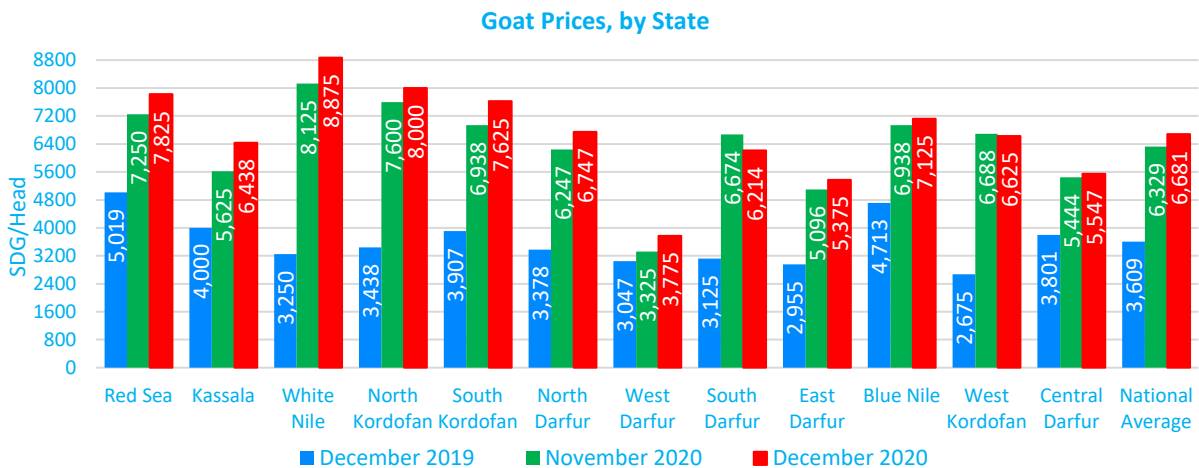
Goat

National

The average price of goat was **6,681 Sudanese pound** per head, an increase of **5.56 percent** over the previous month. The average retail price of goat increased by **85 percent** compared to the same month in the previous year. It was higher by **371 percent** compared to the five-year average of December. The rise in the prices of goat compared to the previous years is due to the high costs of production, such as drugs, concentrates, etc. Goat prices are expected to stay stable over the coming months, as the result of good pasture condition this season, and good supply of forage from crop harvest residues.



By States



In December, the retail prices for goat increased in all states, except in South Darfur and West Kordofan where it decreased by **6.9** and **0.9 percent**, respectively, compared to the previous month. It sharply increased in Kassala (**14.4 percent**), West Kordofan (**13.5 percent**), South Kordofan (**9.9 percent**), White Nile (**9.2 percent**), North Darfur (**8.0 percent**) and Red Sea (**7.9 percent**), while it slightly decreased in East Darfur (**5.5 percent**), North Kordofan (**5.3 percent**), Blue Nile (**2.7 percent**) and Central Darfur (**1.9 percent**).

Goat prices increased by **24 to 173 percent** in all states compared to the same month in the previous year (see the chart in Annex 2 on page 8). It also increased by **208 to 503 percent** in all states compared to the five years average of December.



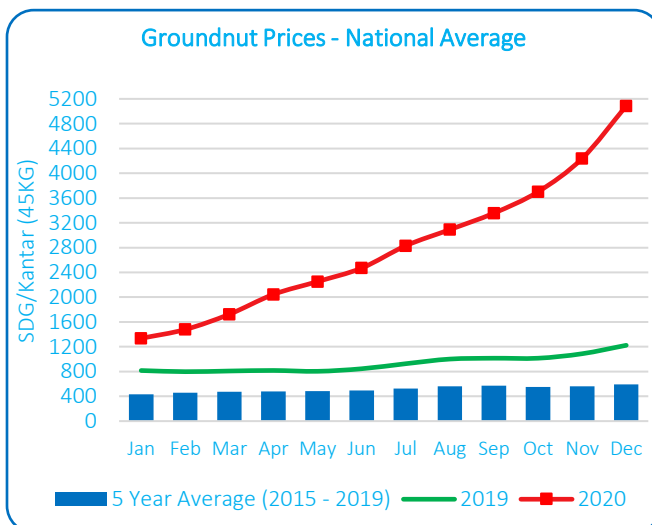
Groundnuts

National

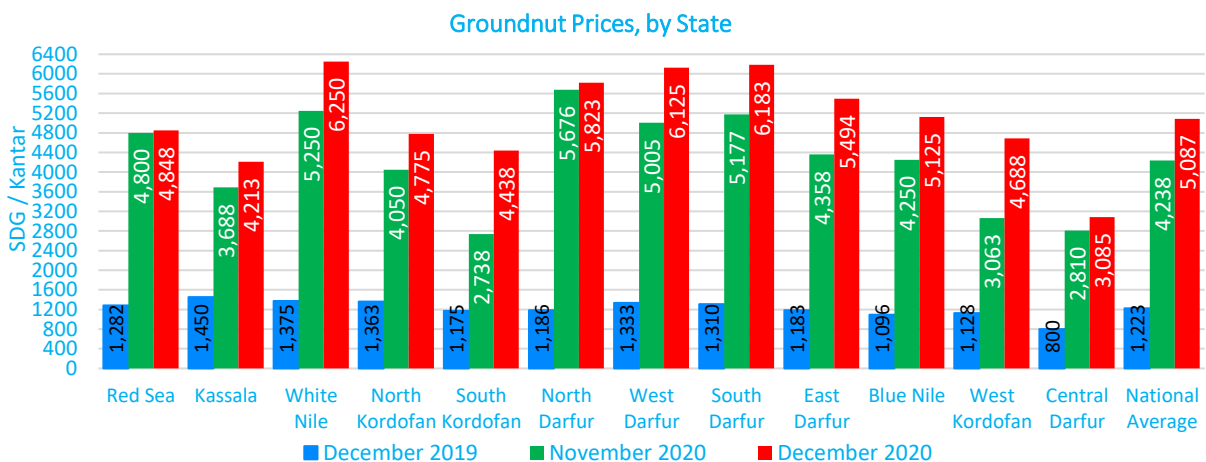
The average price of groundnut was **5,087 Sudanese pound** per Kantar, which is an increase by **20.0 percent** compared to the previous month. This large increase in groundnut prices, is due to low supply from current season harvest accompanied to large demand for local oil factories and export markets.

The national average price of groundnut was higher by **315.8 percent** compared to the same month of the previous year, which attributed to inflationary increase in the cost of production.

The national average price of groundnut was higher by **759 percent** compared to the five-years average of December.



By States

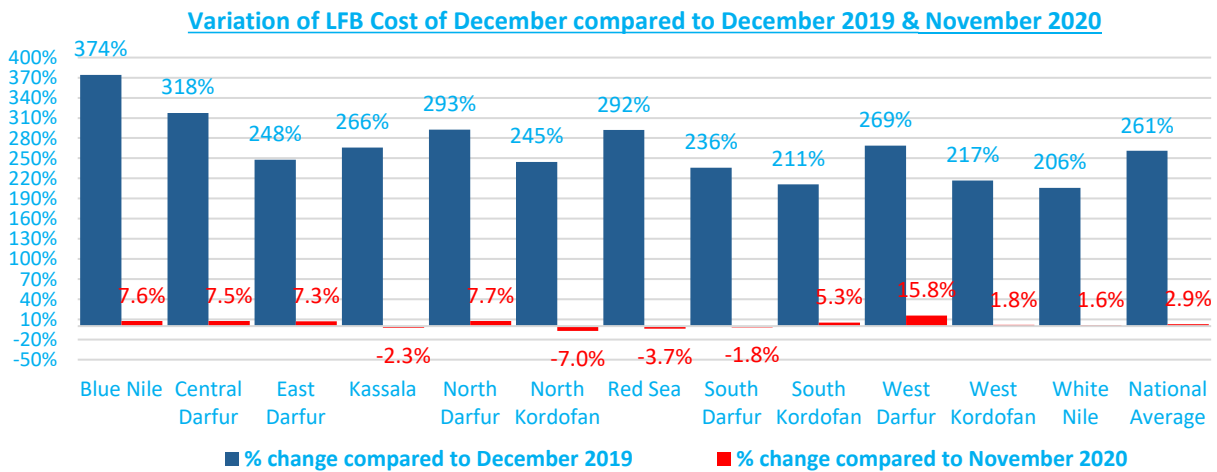
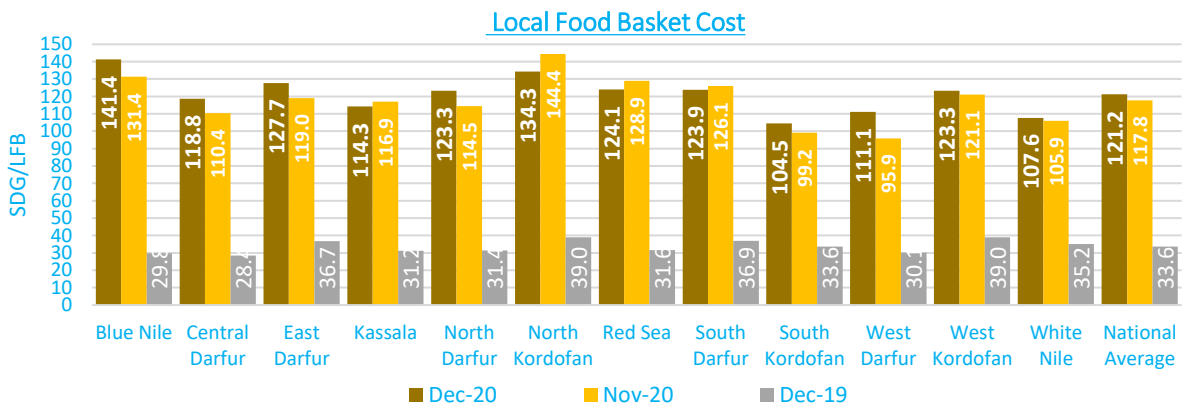
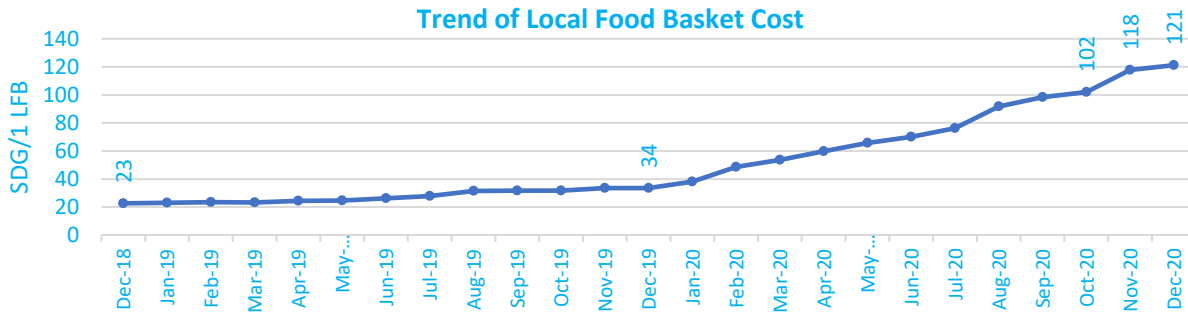


The groundnut prices were increased in all states by **2.6 to 62 percent** compared to the previous month. It sharply increased in South Kordofan (**62.1 percent**), West Kordofan (**53.1 percent**), East Darfur (**26.1 percent**), West Darfur (**22.8 percent**), Blue Nile (**20.6 percent**), South Darfur (**19.4 percent**), White Nile (**19.0 percent**), North Kordofan (**17.9 percent**), Kassala (**14.2 percent**) and Central Darfur (**9.8 percent**). It slightly increased in North Darfur by **2.6 percent**.

During December, the groundnut prices increased by **191 to 391 percent** in all states compared to the same month of the previous year (see the chart in Annex 2 on page 8). Groundnut prices have shown sharp increase by **448 to 1001 percent** compared to the average prices for the past 5 years of December.

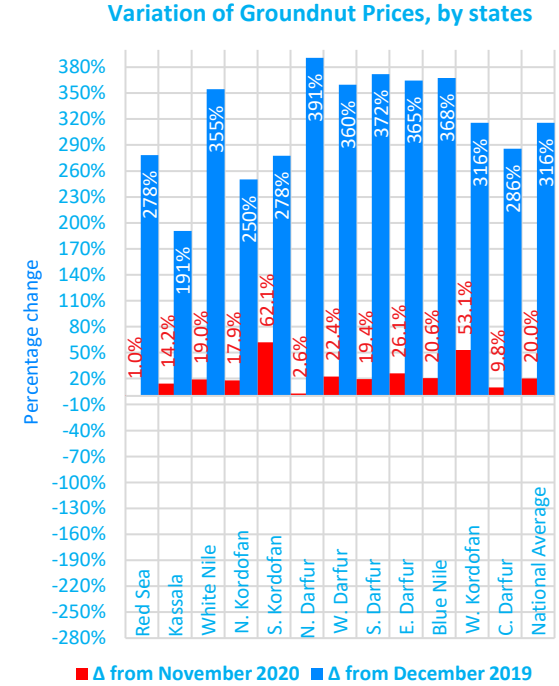
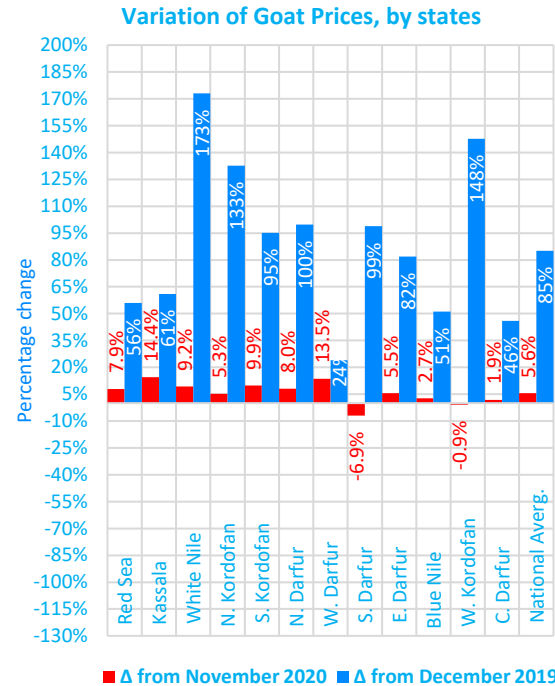
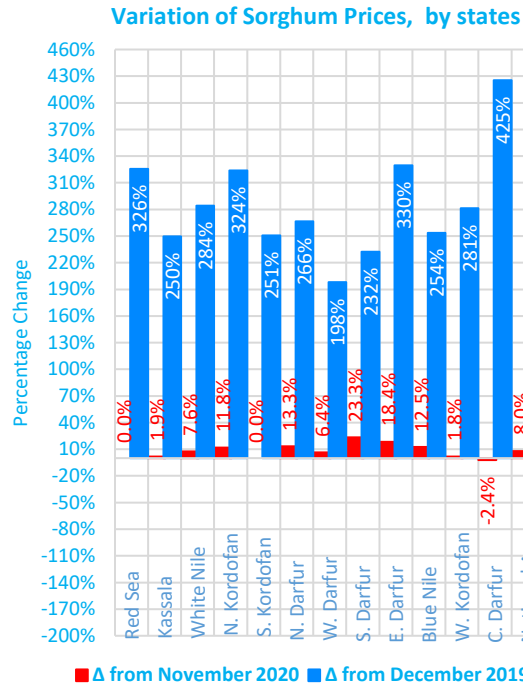
Cost of Local Food Basket (LFB)

- In December, the average cost of local food basket reached **121.2** Sudanese pounds, which is an increase by **2.85 percent** compared to the previous month. It is an increase by **261 percent** compared to the same month of the previous year.
- In December, the highest cost of local food basket was recorded in North Kordofan (**SDG 144.4**) followed by Blue Nile (**SDG 141.4**), while the lowest cost recorded in West Darfur (**SDG 95.9**).



Annex 1:

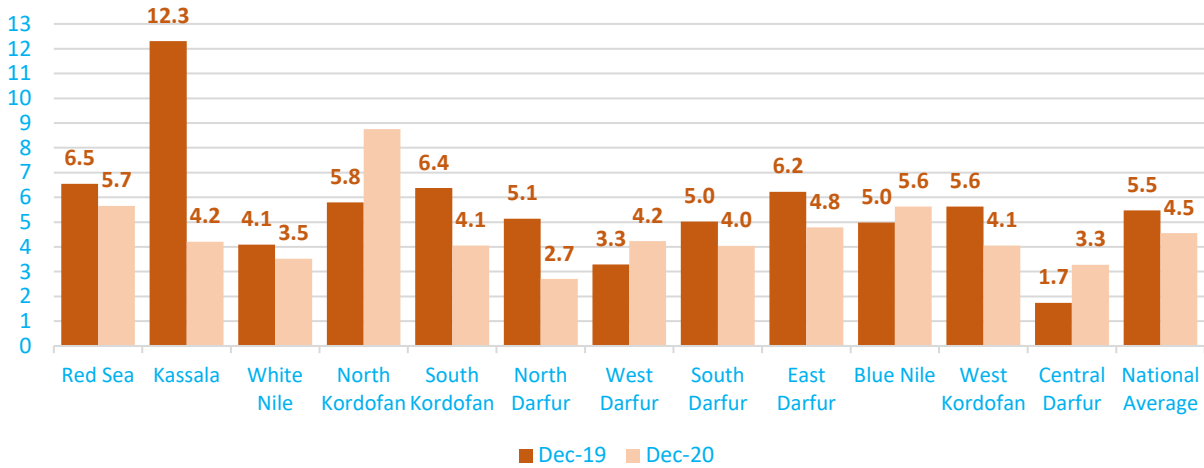
The Percentage Change of Sorghum, Goat and Groundnut Prices Compared to the November 2020 & December 2019



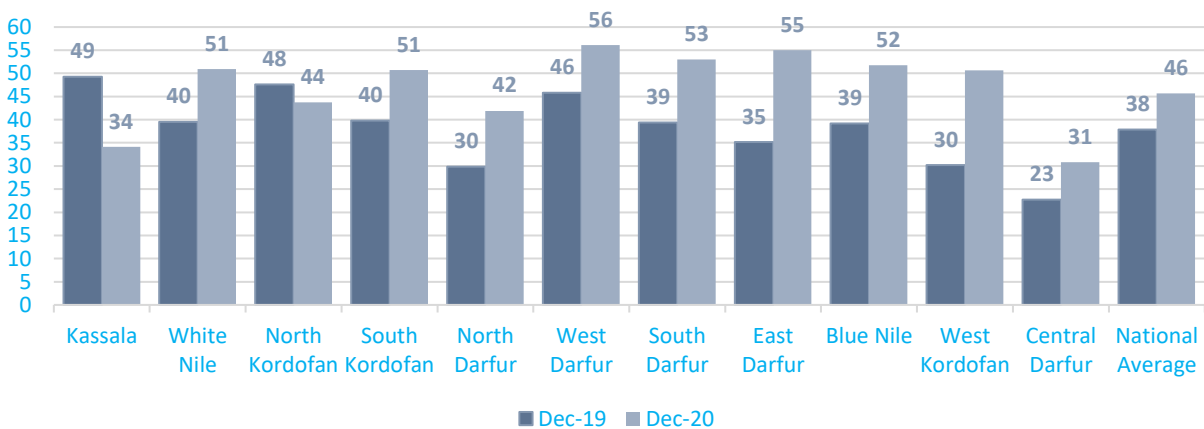
Annex 2:

Terms of Trade

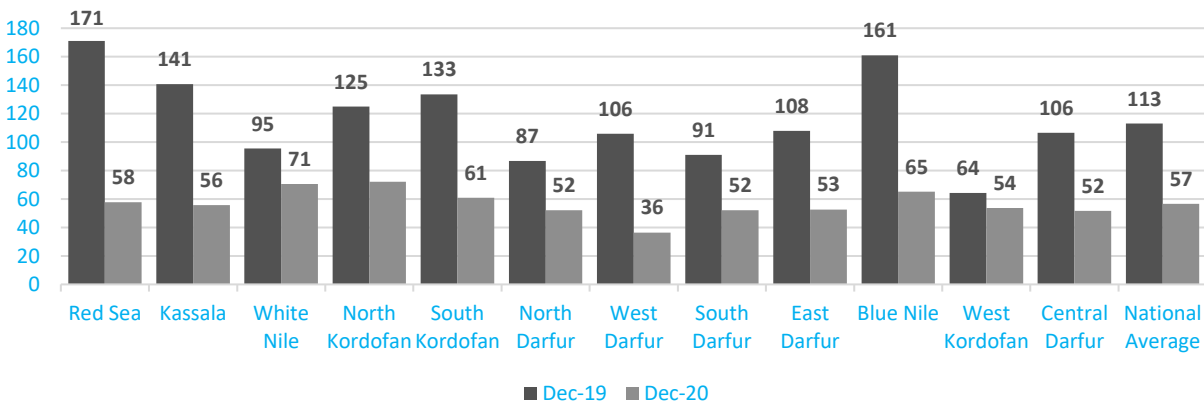
Casual Labor Wage - Daily Rate versus VAM LFB



Groundnut (1 sack of 45Kg) versus VAM LFB

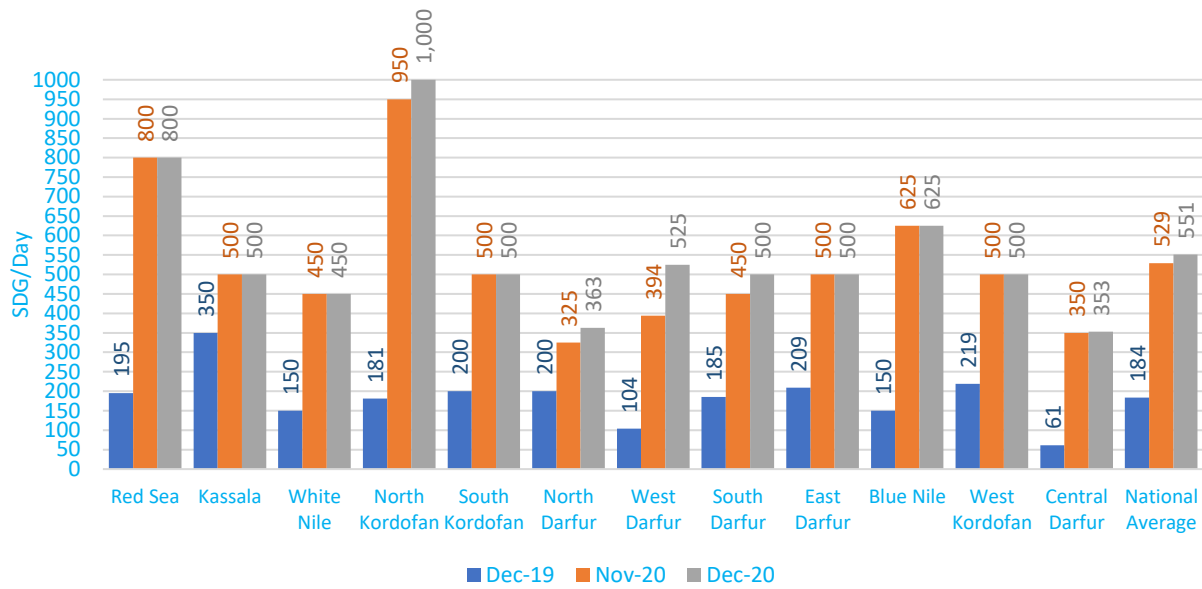


Goat (one medium size) versus VAM LFB

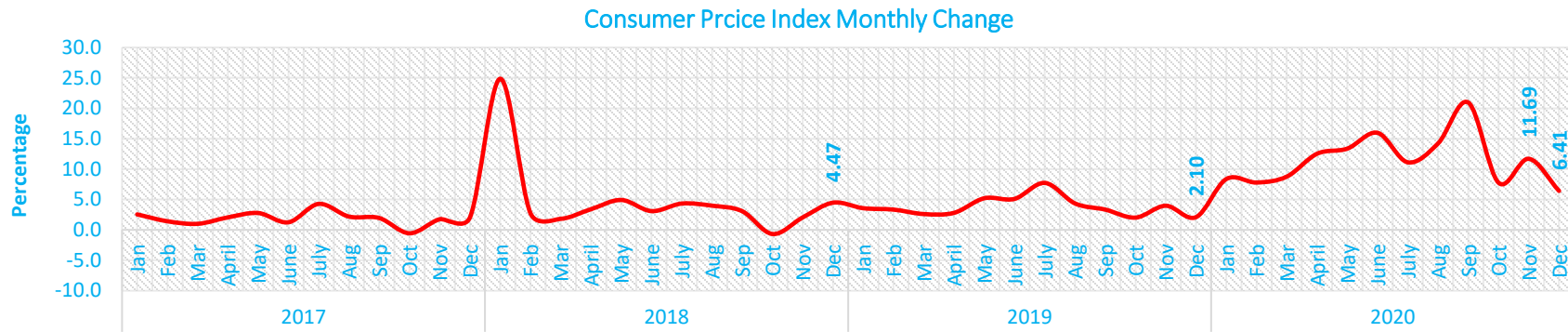


Annex 3:

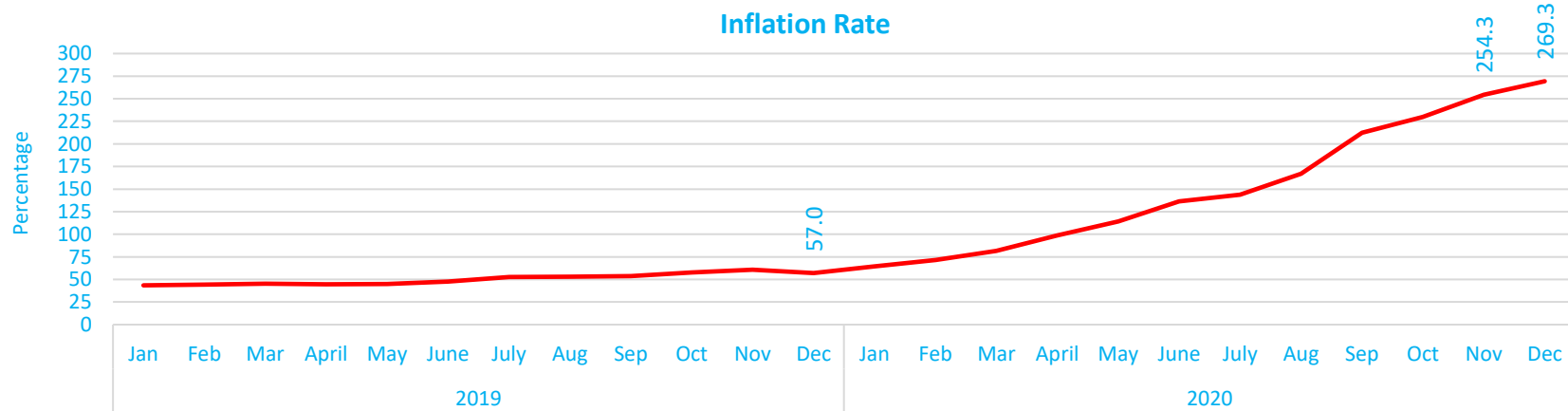
Casual Labor Wage - Daily Rate (SDG/Day)



Annex 4: Sudan Inflation Rate - Consumer Price Index (CPI)¹: (Source: SUDAN CENTRAL BUREAU OF STATISTICS)



The monthly percentage change of **Consumer Price Index**: In **December 2020**, the amount that consumer paid for a basket of goods and services increased by **6.41** percent compared to what he paid for the same basket in **November 2020**.

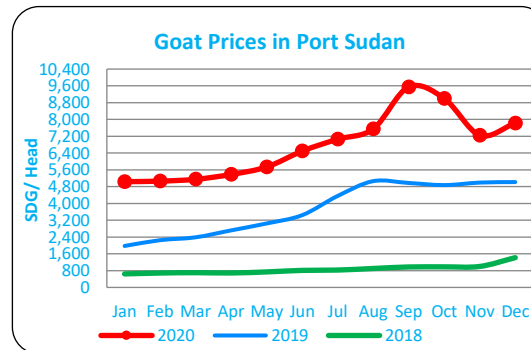
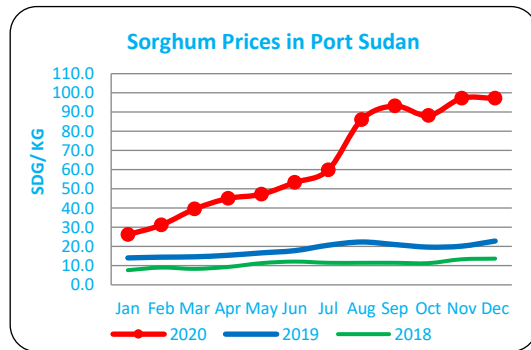


Inflation Rate: In December 2020, the amount that consumer paid for a basket of goods and services increased by **269.3** percent compared to what he paid for the same basket in December 2019.

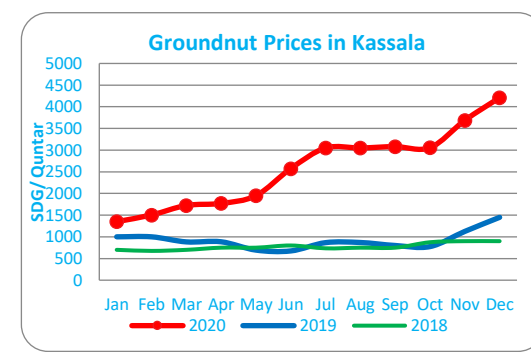
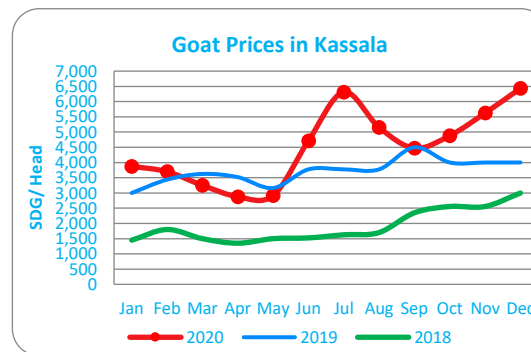
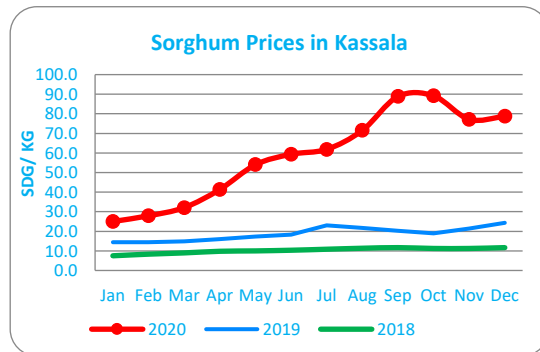
¹ **Consumer Price Index (CPI)**: The **Consumer Price Index** measures the average change in prices over time that consumers pay for a basket of goods and services.

Annex 5: Sorghum, Goat and Groundnut Price Trends by States

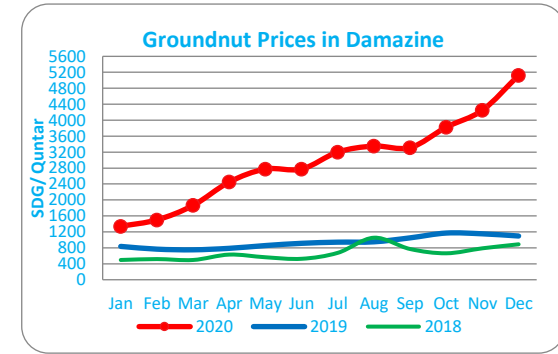
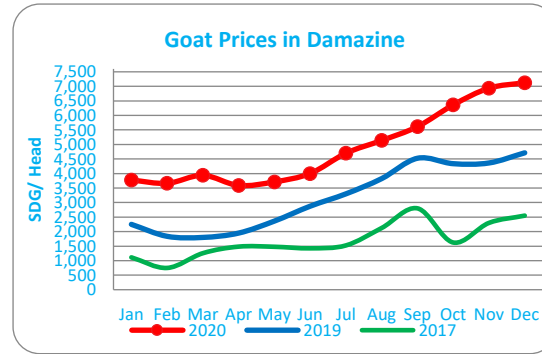
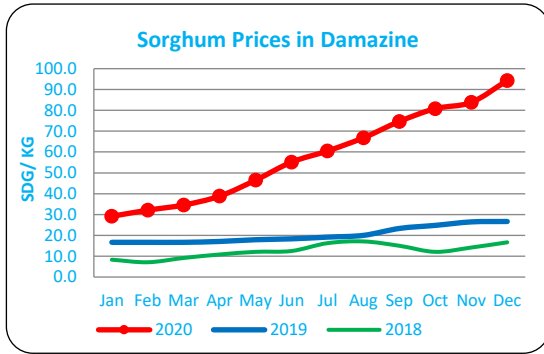
Red Sea



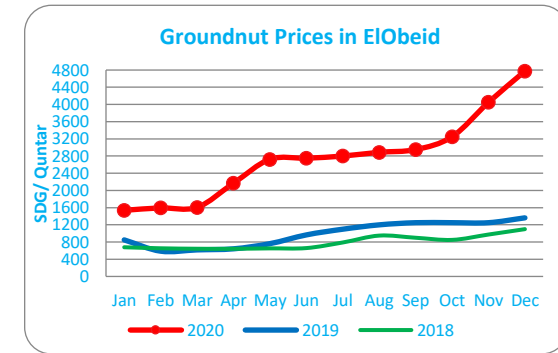
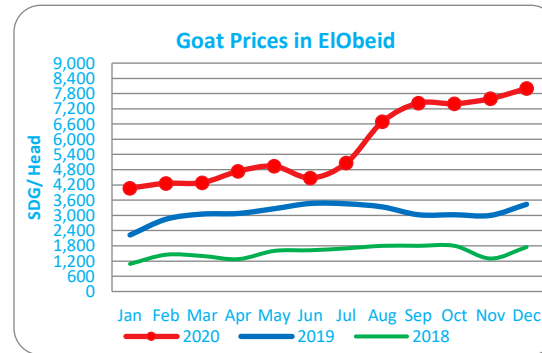
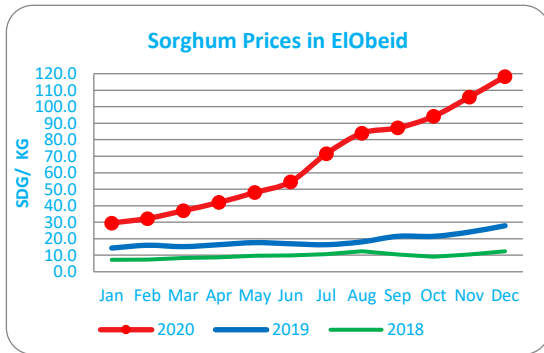
Kassala



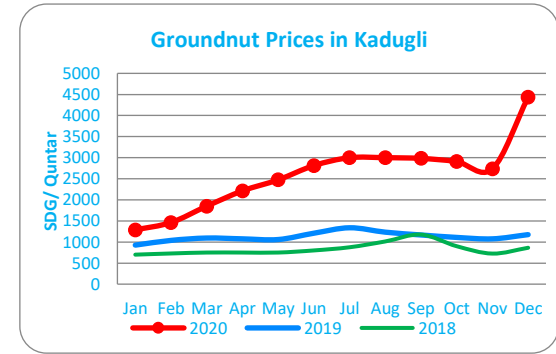
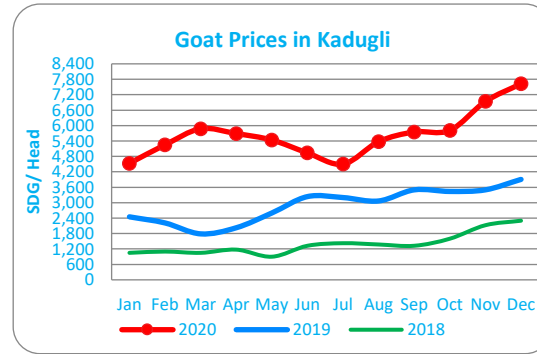
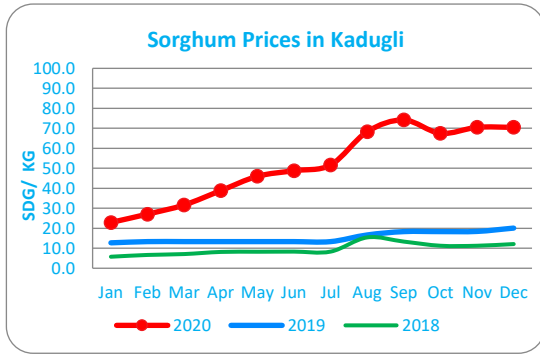
Blue Nile



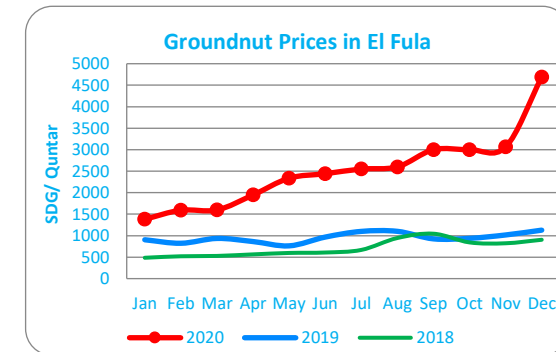
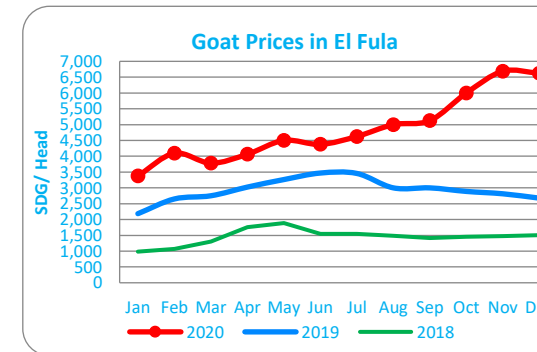
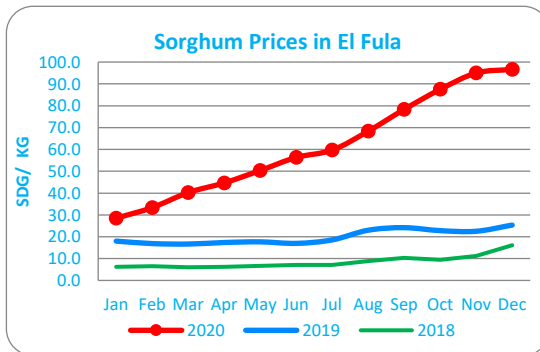
North Kordofan



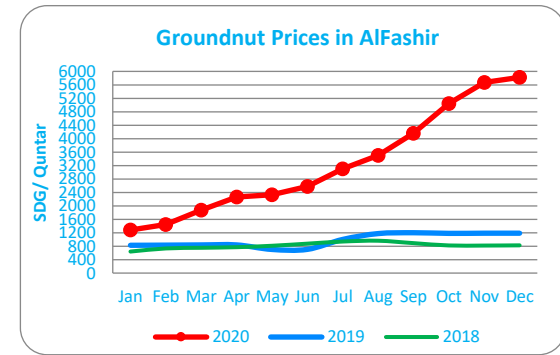
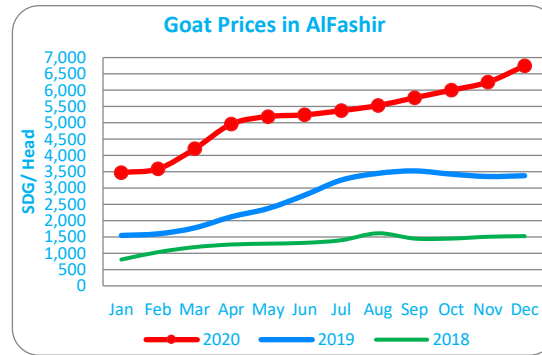
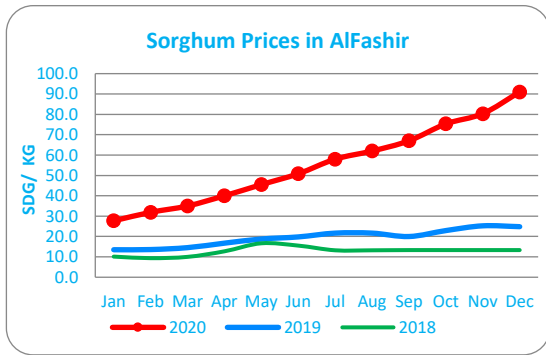
South Kordofan



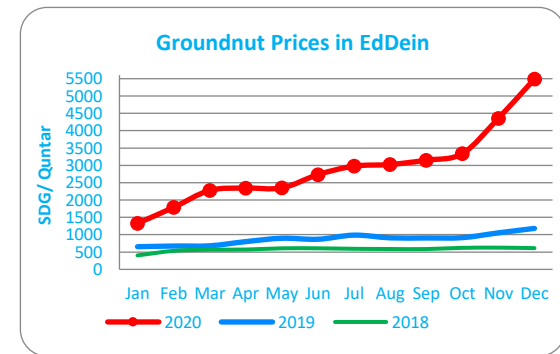
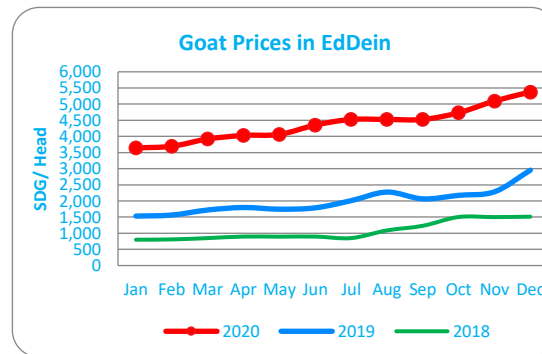
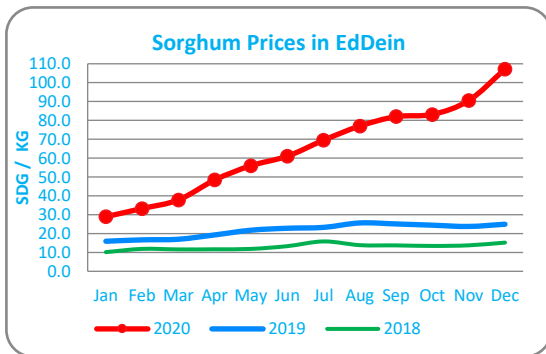
West Kordofan



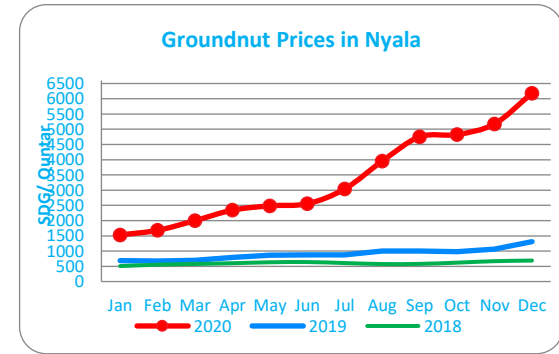
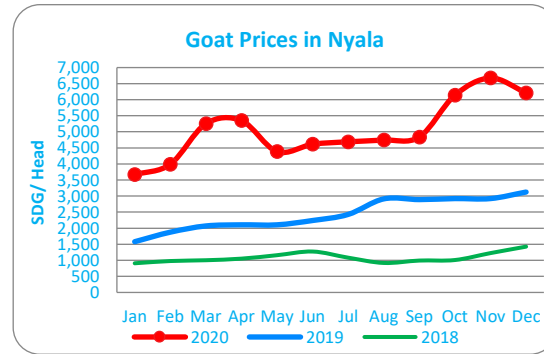
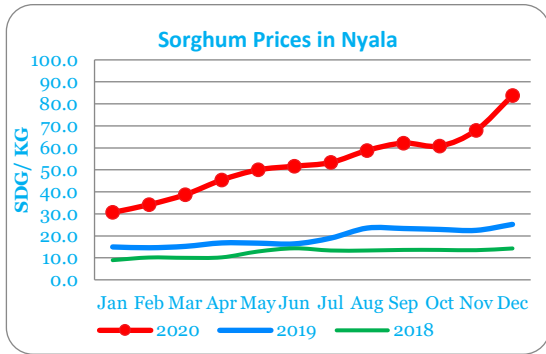
North Darfur



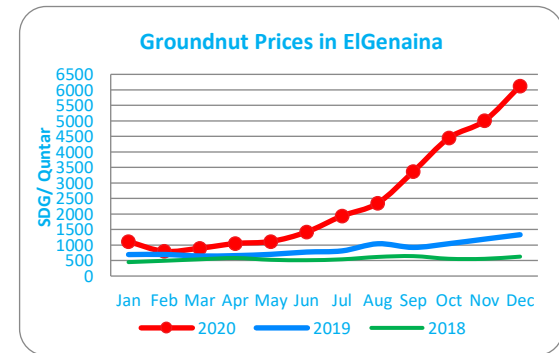
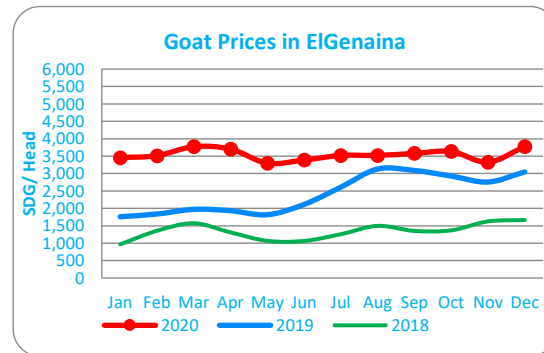
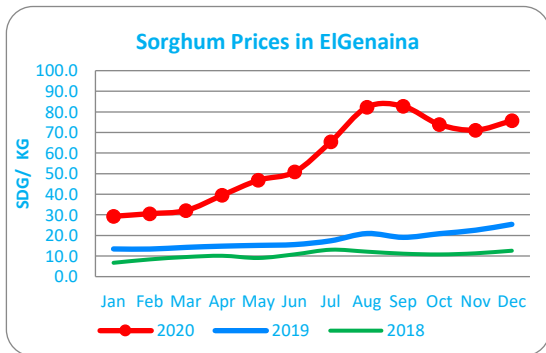
East Darfur



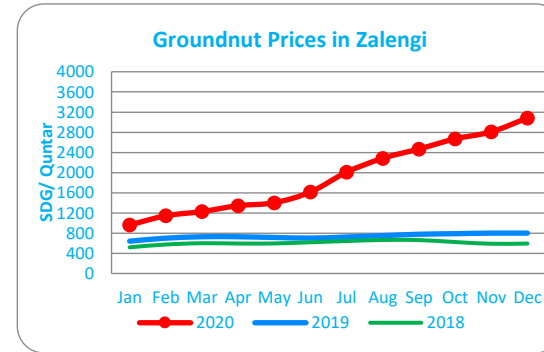
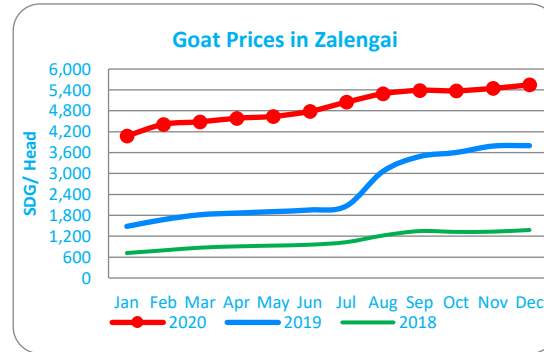
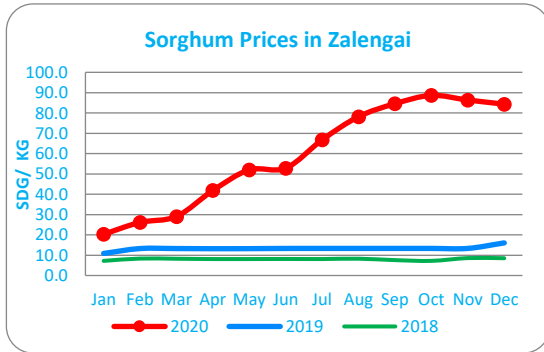
South Darfur



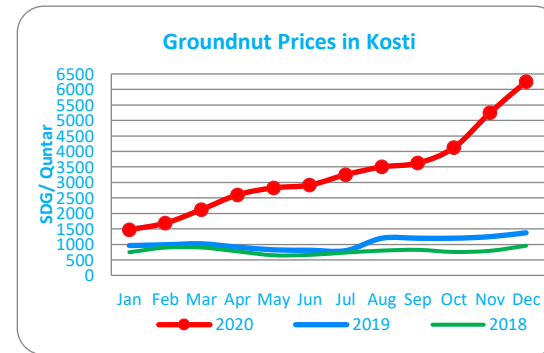
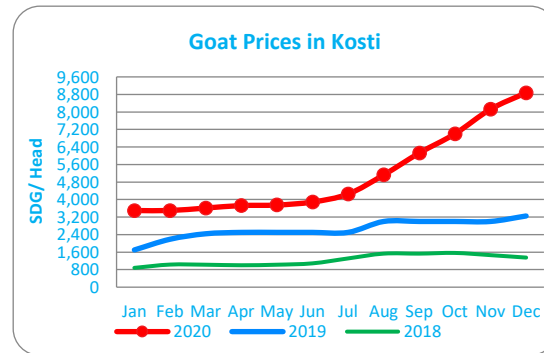
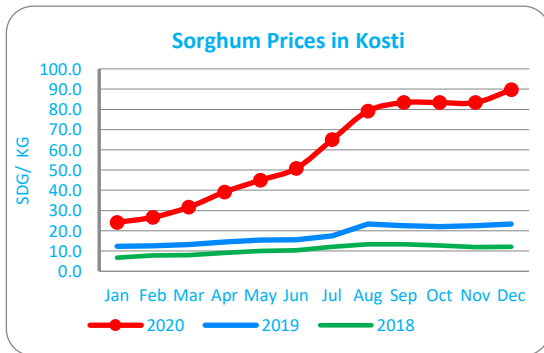
West Darfur



Central Darfur



White Nile



National Average Prices

