

WFP Market Monitor - Sudan

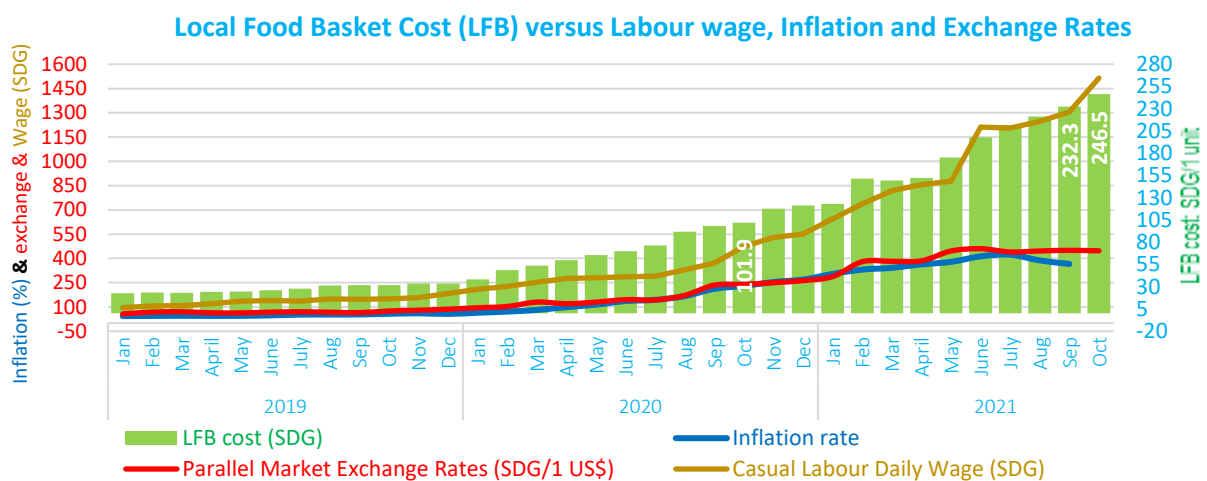
October 2021

Highlights

- The national average retail price of sorghum was **SDG140.07 /kg**, which is an increase by **4.12%** compared to the previous month.
- The national average retail price of Wheat flour was **SDG395.6/kg**, which is an increase by **8.33%** compared to the previous month.
- The national average retail price of goat was **SDG19,641/head**, which is a slight increase by **0.14%** compared to the previous month.
- The national average retail price of groundnut was **SDG13,444/sack**, which is a decrease by **4.98%** compared to the previous month.
- The national average cost of WFP local food basket was **SDG246.45**, which is an increase by **6.10%** compared to the previous month.

Food Security Outlook

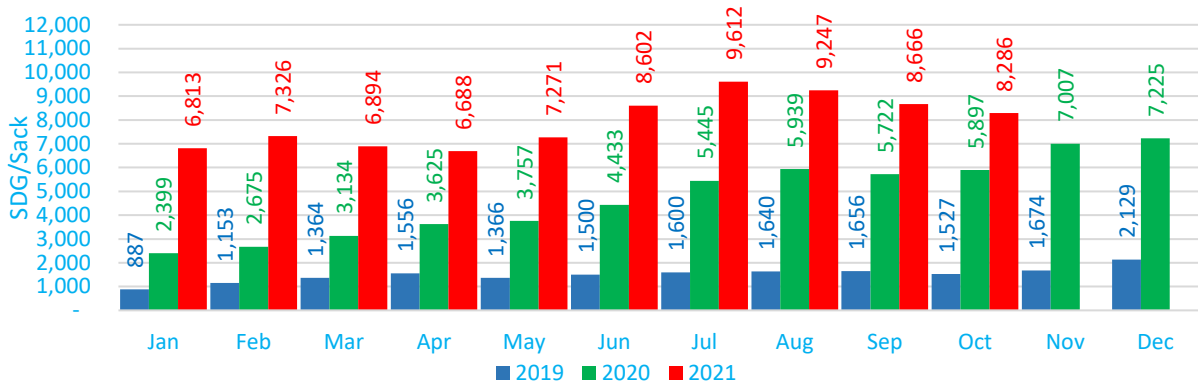
During October, the parallel foreign exchange rate was stable around the official rate SDG447 per 1 US\$. The inflation rate showed a decrease in September 2021 (**365.82%**) compared to **387.56%** in August 2021, while the monthly percentage change in **CPI** was **15.55%** compared to **6.52%** in August, which shown a significant increase in the prices of commodities and services. As the result, the average cost of WFP local food basket (LFB) increased to **SDG246.45** in October compared **SDG232.298** in September 2021. On the other hand, there was slight increase in the average casual labor wage-daily rate (**SDG1,515**), which is a significant increased by **16.2 percent** compared to September 2021 while it was higher by **219 percent** compared the same period of previous year. The sustained food insecurity and economic crisis may continue even after the main summer harvest season in November 2021 to February 2022, as complete lifting of fuel subsidy and free exchange policy pushed the production cost more than 3 to 4 times compared to previous season, which expected to increase the prices of crops and foods next year.



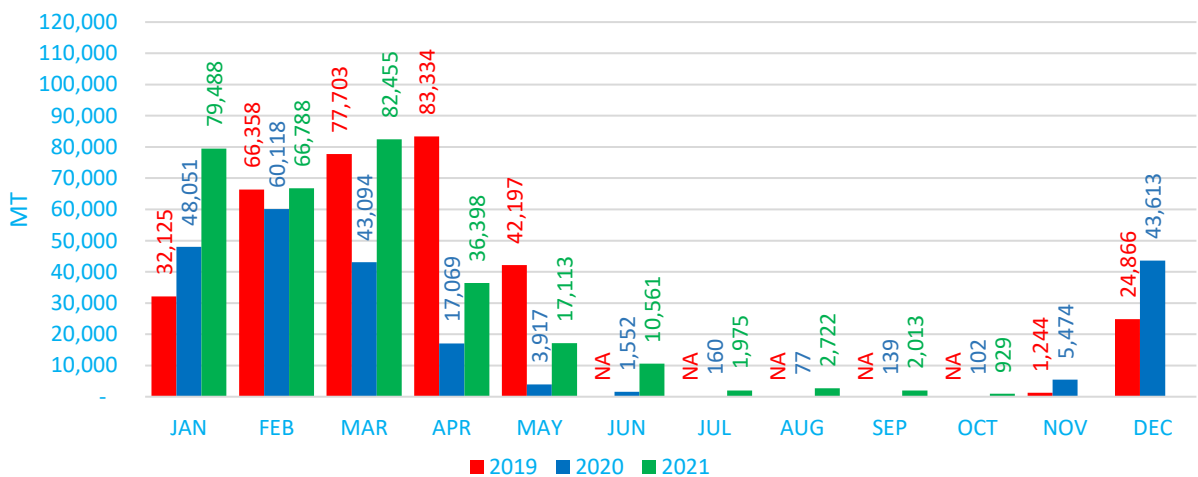
Prices of Basic Food Items and WFP Local Food Basket Cost

Commodity	Unit of Measurement	Current	Previous month		1 year before	
		SDG	SDG	% Change	SDG	% Change
Sorghum	KG	140.07	134.53	↑ 4.12%	77.43	↑ 81%
Wheat flour	KG	395.6	365.17	↑ 8.33%	163	↑ 143%
Goat	Head	19,641	19,614	→ 0.14%	6,028	↑ 226%
Groundnut	Sack (45 KG)	13,444	14,148	↓ -4.98%	3,701	↑ 263%
Local Food Basket	Unit	246.45	232.29	↑ 6.10%	101.94	↑ 142%

Sorghum Prices and Supplies in Al Gadarif Auction Market



In October 2021, the average price of sorghum in El-Gadarif Auction market was **SDG8,286/90Kg sack**, which is a decrease by **4.0 percent** compared to the previous month and **41 percent** higher compared to the same month of the previous year (**October 2020**). The total supply to auction market from the last season harvest (November 2020 – October 2021) was around **MT349,529** compared to **MT200,390** for the same period of the previous season, which is higher by **74.0 percent**.



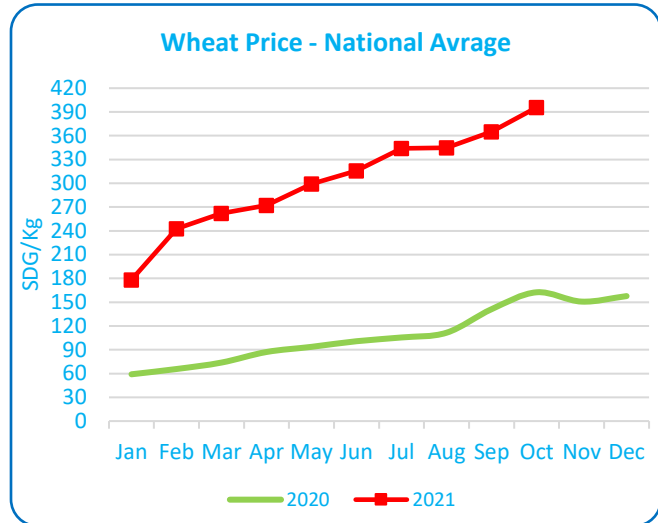
Commodities Prices in WFP Areas



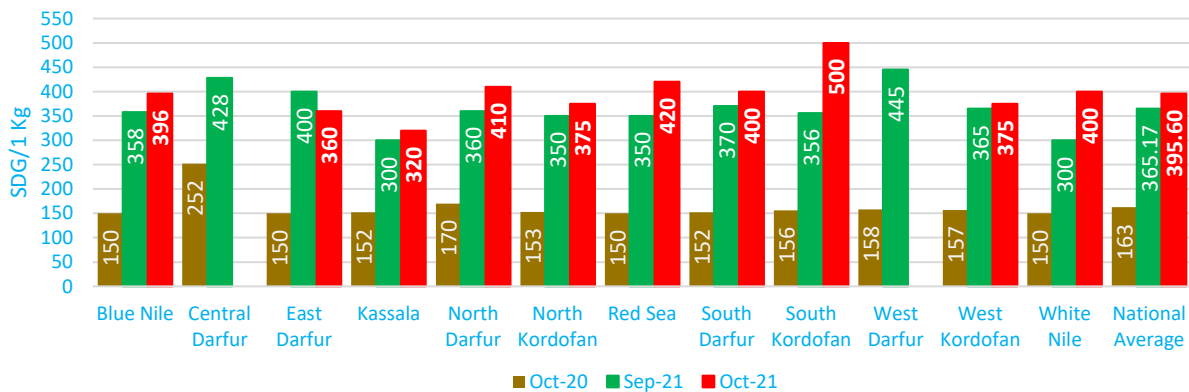
Wheat Flour

National

In October 2021, the average retail price of wheat flour was **395.6** Sudanese pound per Kg, which is an increase by **8.33 percent** compared to September 2021. The main driver of increase in the wheat prices are the lifting of subsidy and high cost of transportation (lift of fuel subsidy) to the remote areas of Sudan (majority of wheat imported from abroad and processed in Khartoum). The average retail price of wheat was **143 percent** higher than the same month of the previous year.



By States



In October, the wheat flour retail prices were increased in all states by **2.7 to 40.4 percent**, compared to the previous month, except East Darfur where it decreased by **10 percent**. It significantly increased in South Kordofan (**40.4 percent**), White Nile (**33.3 percent**), Red Sea (**20.0 percent**), North Darfur (**13.9 percent**) and Blue Nile (**10.6 percent**). It slightly increased in South Darfur (**8.1 percent**), North Kordofan (**7.1 percent**), Kassala (**6.7 percent**) and West Kordofan (**2.7 percent**).

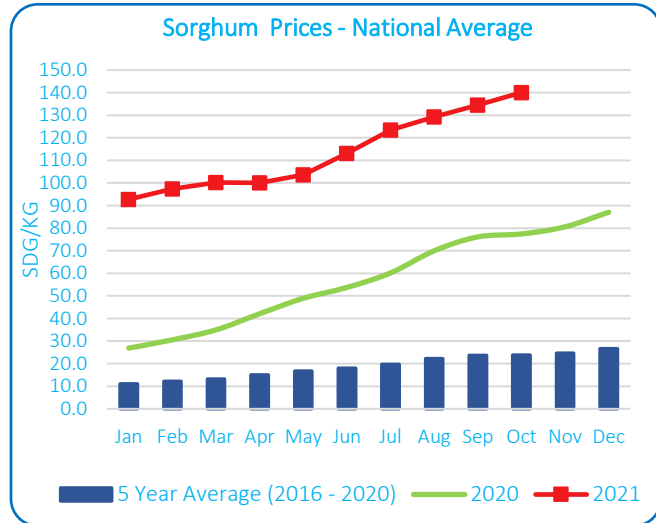
During October 2021, the highest increase in the wheat price was recorded in South Kordofan (**221 percent**) while the lowest increase was recorded in Kassala (**111 percent**) compared to the October 2020.



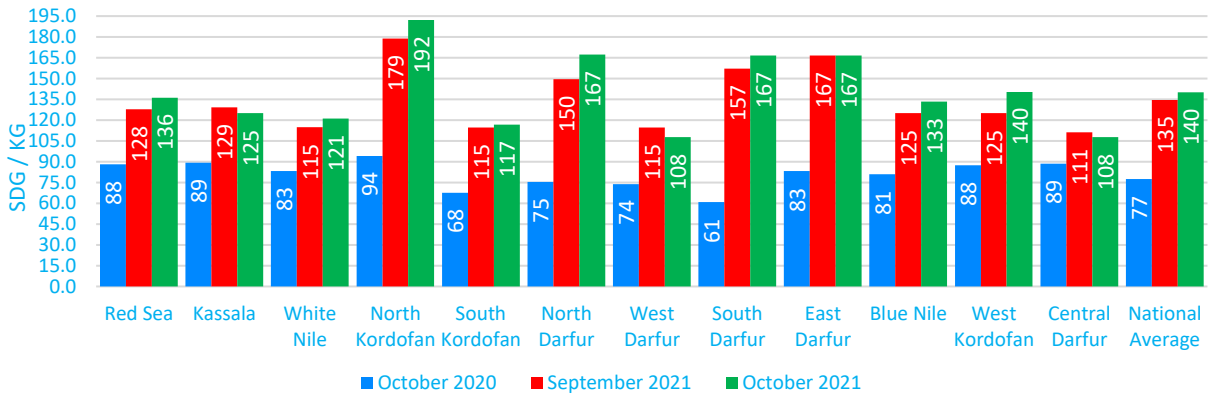
Sorghum

National

The average retail price of sorghum reached **140.07 SDG/Kg** in October 2021, which is an increase by **4.12 percent** compared to **September 2021**. This increase was due of supply from the diminished supply from previous season production and increase in the transportation cost from production centers to consumption areas. Sorghum prices are expected to remain stable during the coming two months harvesting period. During October, average retail price of sorghum was higher by **81.0 percent** compared **October 2020**, while it was **487 percent** higher than the average of past five years of October.




By States



During October 2021, sorghum retail prices were increased in **8 states** compared to the previous month. It was significantly increased in West Kordofan (**12.27 percent**), North Darfur (**11.82 percent**), North Kordofan (**7.46 percent**), Blue Nile (**6.67 percent**), Red Sea (**6.52 percent**), South Darfur (**6.04 percent**), White Nile (**5.52 percent**) and South Kordofan (**1.74 percent**). It decreased in West Darfur (**5.95 percent**), Kassala (**3.23 percent**) and Central Darfur (**3.07 percent**) while it remained stable in East Darfur.

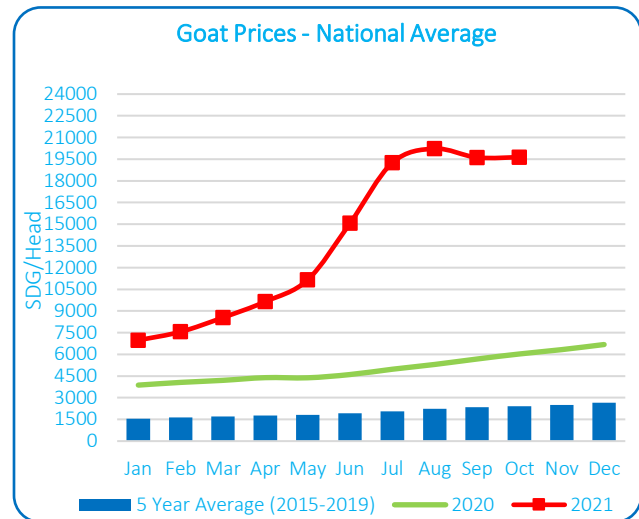
The highest increase in the retail price of sorghum, compared to same period of the previous year was recorded in South Darfur (**174 percent**) while the lowest increase was in Central Darfur (**21.5 percent**) (see the chart in Annex 1 on page 8). It has increased in all states by **354 to 676 percent** compared to the average price for the past five years of October.



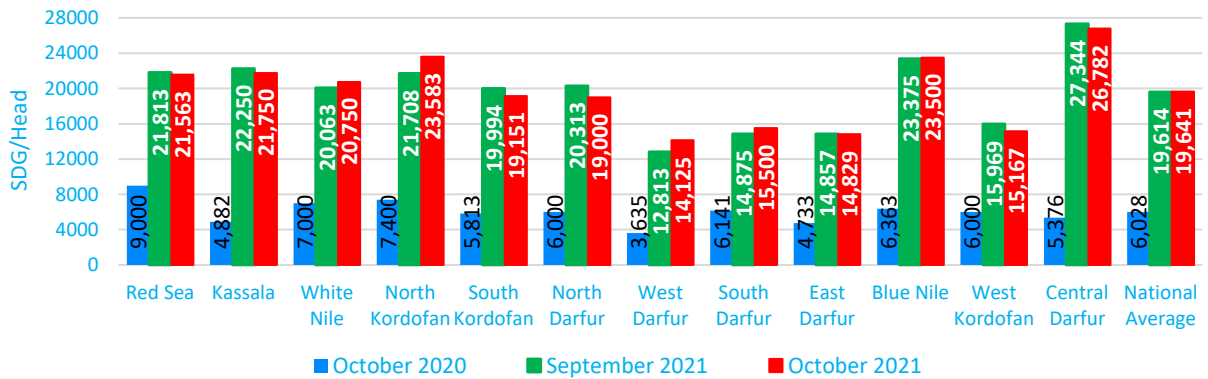
Goat

National

In October, the average retail price of goat was slightly decreased to **19,614 Sudanese pound per head**, which is a decrease of **0.14 percent** over the previous month. The average retail price of goat increased by **226 percent** compared to the same month of the previous year. It was higher by **711 percent** compared to the five years average of October. The low demand of meat from the internal market, due to diminishing purchasing power of most of the population, and closer of export port are main reasons for slight decrease in the prices of goat during the last two months.



By States



In October, the retail prices for goat decreased in 7 out of 12 states compared to the previous month. It decreased in North Darfur (**6.5 percent**), West Kordofan (**5.0 percent**), South Kordofan (**4.2 percent**), Kassala (**2.2 percent**), Central Darfur (**2.1 percent**), Red Sea (**1.1 percent**) and East Darfur (**0.2 percent**). It sharply in West Darfur (**10.2 percent**), North Kordofan (**8.6 percent**), while it slightly increased in increased South Darfur (**4.2 percent**), White Nile (**3.4 percent**) and Blue Nile (**0.5 percent**).

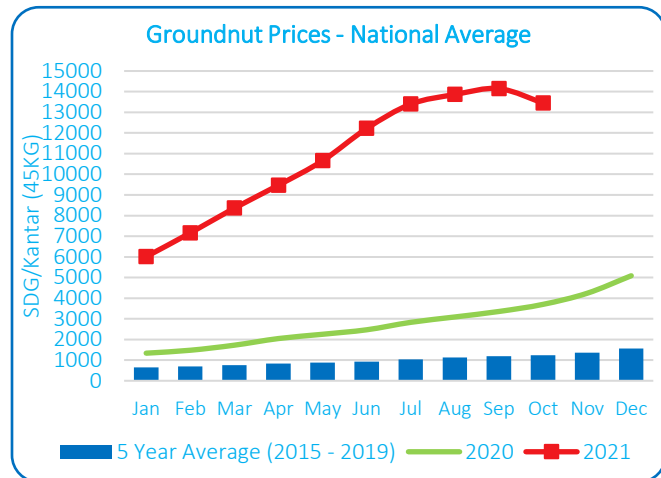
In October, the highest increase in the retail prices of goat was recorded in Central Darfur (**398 percent**) compared to the same month of the previous season, while the lowest increase was recorded in Red Sea (**140 percent**). It increased by **449 to 875 percent** compared to the five years average of October.



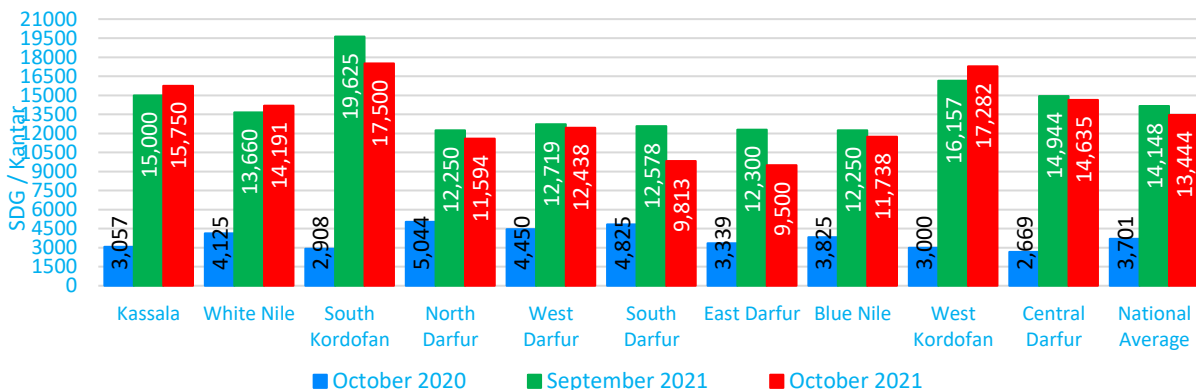
Groundnuts

National

In October, the average price of raw groundnut was **13,444 Sudanese pound per Kantar**, which is decrease by **4.98 percent** compared to the previous month (September). This decrease is attributed to the onset of harvesting period. The average price of raw groundnut was higher by **263.26 percent** compared to the same month of the previous year. The national average price was higher by **984 percent** compared to the five years average of October.



By States



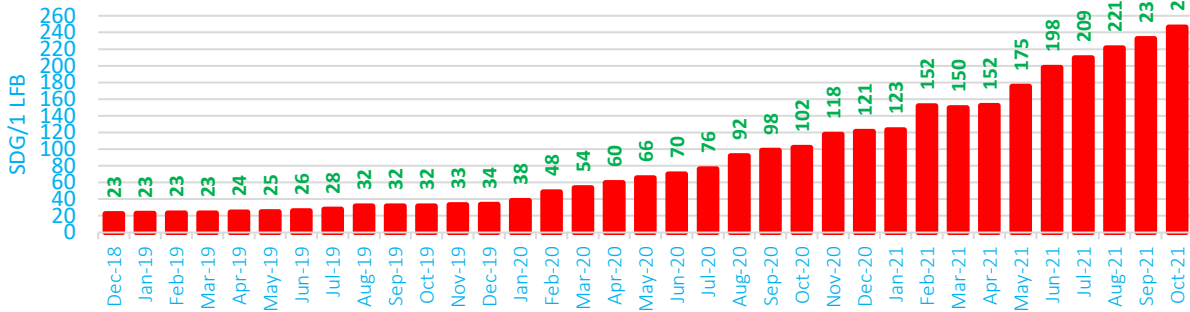
The groundnut prices were decreased in **7 out of 10 states** compared to the previous month. It sharply increased in East Darfur (**22.8 percent**), South Darfur (**20.0 percent**), South Kordofan (**10.8 percent**), while it sharply Blue Nile (**3.4 percent**) and central Darfur (**1.0 percent**). It sharply decreased in East Darfur (**13.0 percent**) and slightly decreased in North Darfur (**5.4percent**), Blue Nile (**4.2 percent**), West Darfur (**2.2 percent**) and Central Darfur (**2.1 percent**). It increased in West Kordofan (**7.0 percent**), Kassala (**5.0 percent**) and White Nile (**3.9 percent**).

During **October 2021** compared to the same time of the last year, the largest increase in the price of groundnut was recorded in South Kordofan (**502 percent**) while the lowest one was in South Darfur (**103 percent**) (see the chart in Annex 1 on page 8). Groundnut prices have shown sharp increases by **586 to 1,446 percent** compared to the average prices for the past five years of October.

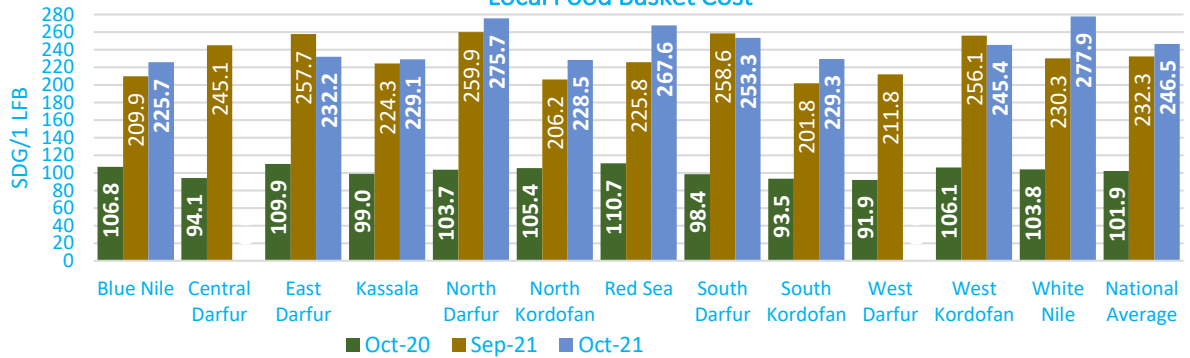
Cost of WFP Local Food Basket (LFB)

- In October 2021, the average cost of WFP local food basket is slightly increased by **6.1 percent** compared to the previous month and increased to **246.45** Sudanese pounds. The cost of WFP local food basket increased by **142.0 percent** compared to the same month of the previous year.
- In October 2021, the highest cost of local food basket was recorded in White Nile (**SDG 277.9**) followed by East Darfur (**SDG 275.7**), while the lowest cost was recorded in Blue Nile (**SDG 225.7**).

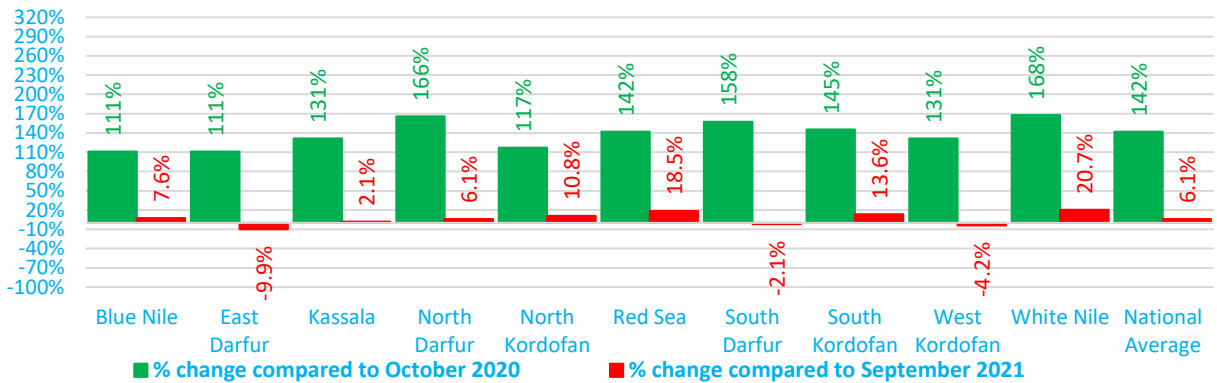
Trend of WFP Local Food Basket Cost



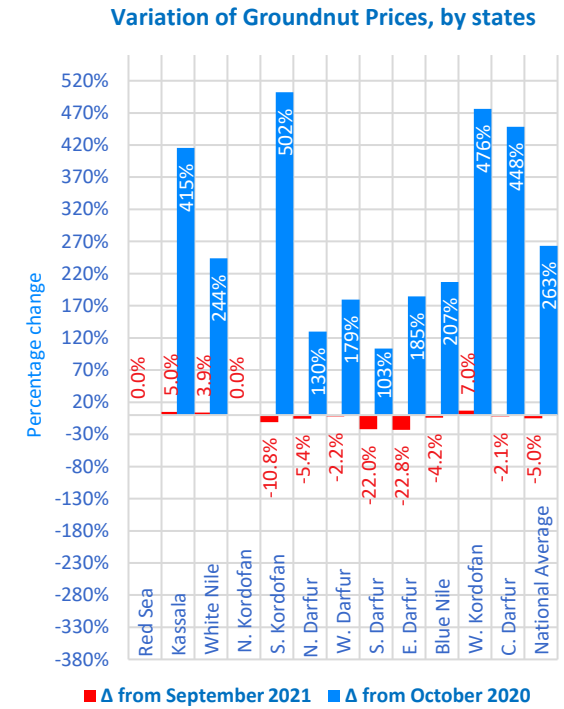
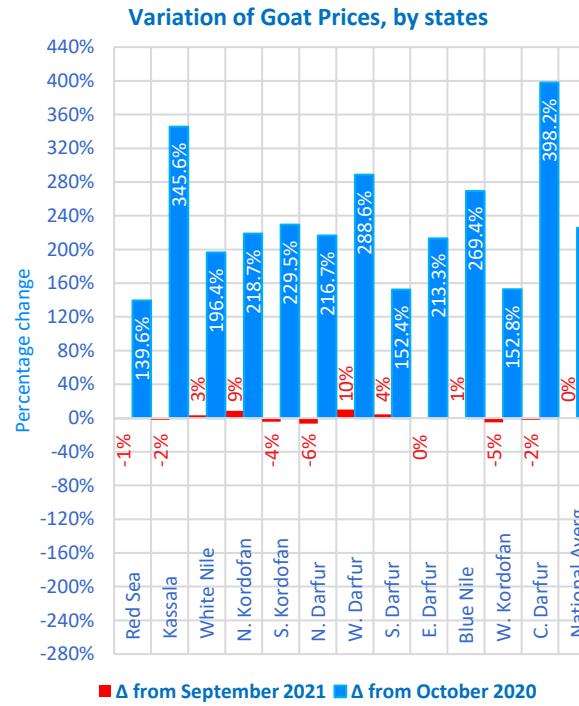
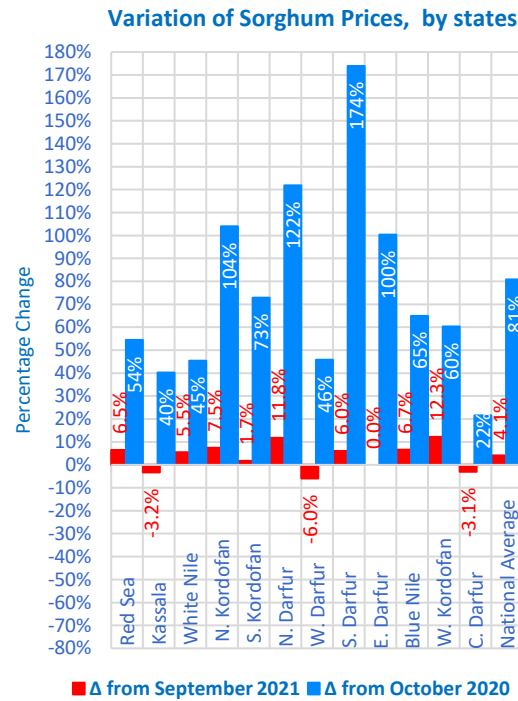
Local Food Basket Cost



Variation of LFB Cost of October 2021 Versus October 2020 and September 2021






Annex 1: The Percentage Change of Sorghum, Goat and Groundnut Prices Compared to the September 2021 & October 2020

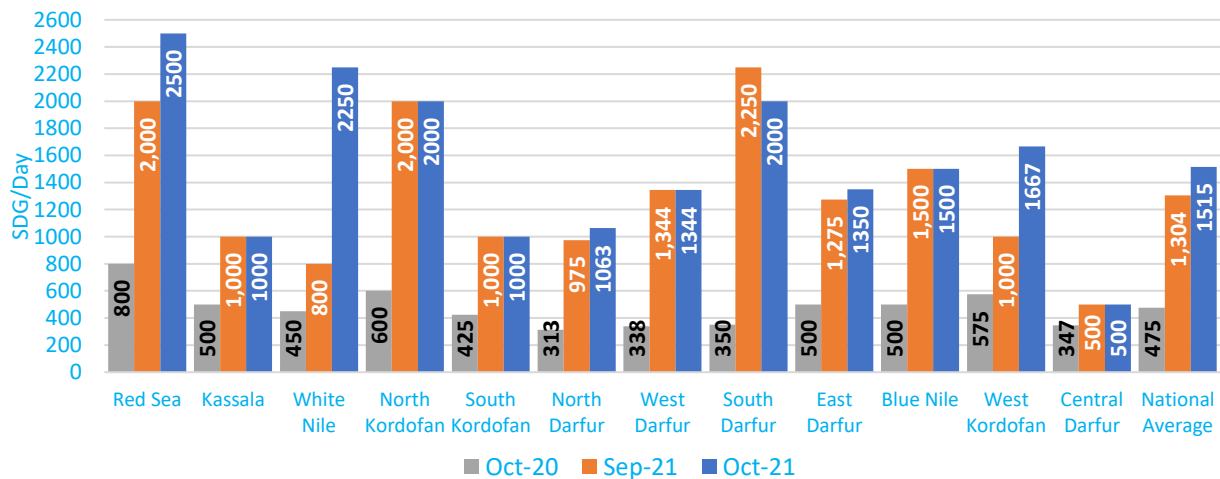


Annex 2: Change in the retail prices of the cash-based transfer (CBT) food Items:

Commodity	Unit	Oct-21	Sep-21	Oct-20	Change of retail price compare to previous month	Change of retail prices compare to same month - last year
Sorghum	SDG/Kg	144.60	135.33	75.86	↑ 6.8%	↑ 91%
Onion	SDG/Kg	316.60	241.08	95.17	↑ 31.3%	↑ 233%
Vegetable Oil (groundnut)	SDG/litre	1,287.60	1,274.67	429.42	→ 1.0%	↑ 200%
Cow Meat	SDG/Kg	1,952.70	1,880.58	579.08	↑ 3.8%	↑ 237%
Goat_Sheep Meat	SDG/Kg	2,386.70	2,318.33	737.75	↑ 2.9%	↑ 224%
Powder Milk	SDG/Kg	2,439.90	2,416.67	1,274.17	→ 1.0%	↑ 91%
Dry Tomatoes	SDG/Kg	1,270.90	1,271.25	313.08	→ 0.0%	↑ 306%
Sugar	SDG/Kg	472.40	357.00	151.00	↑ 32.3%	↑ 213%
Pulses - Fabi bean	SDG/Kg	1,337.00	1,166.67	233.00	↑ 14.6%	↑ 474%
Iodized salt	SDG/Kg	356.40	299.92	86.42	↑ 18.8%	↑ 312%
Wheat Flour	SDG/Kg	395.60	365.17	162.50	↑ 8.3%	↑ 143%

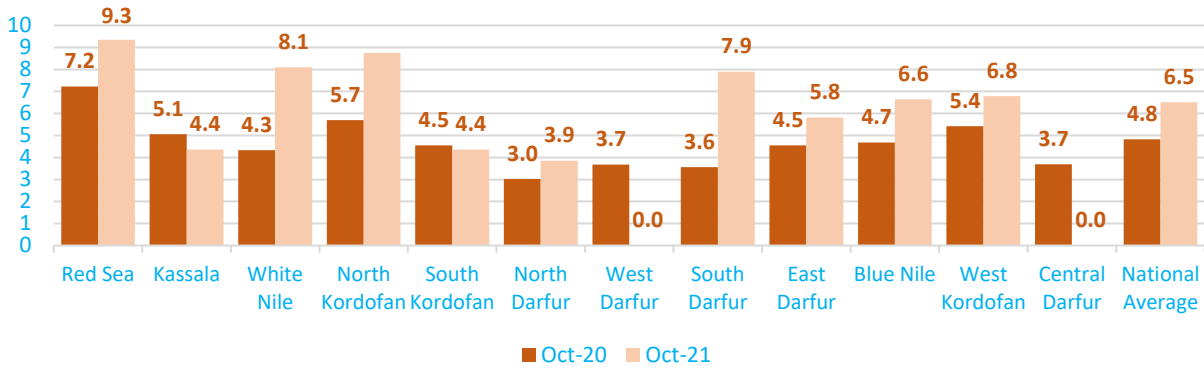
 Increase if % > +2
 Stable if % between -2 and +2
 Decrease if % < -2

Annex 3: Casual Labor Wage - Daily Rate (SDG/Day)

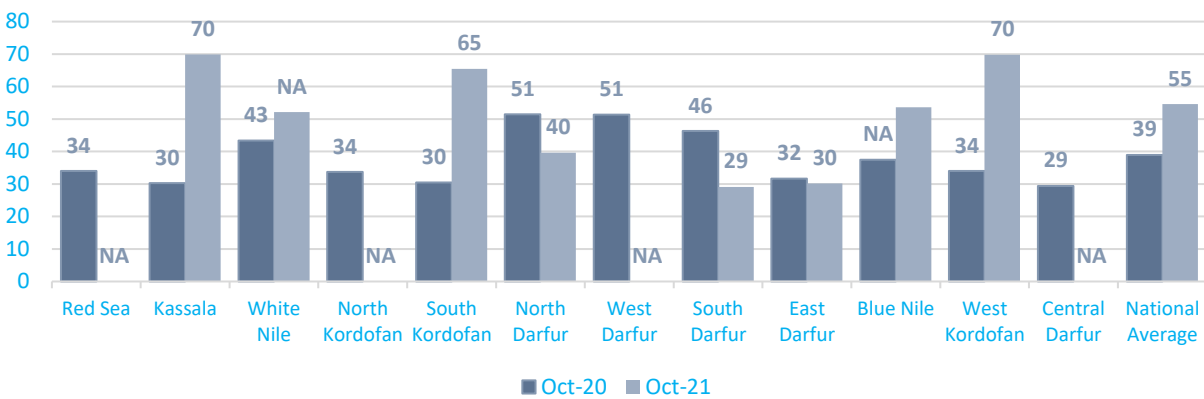


Annex 4: Terms of Trade

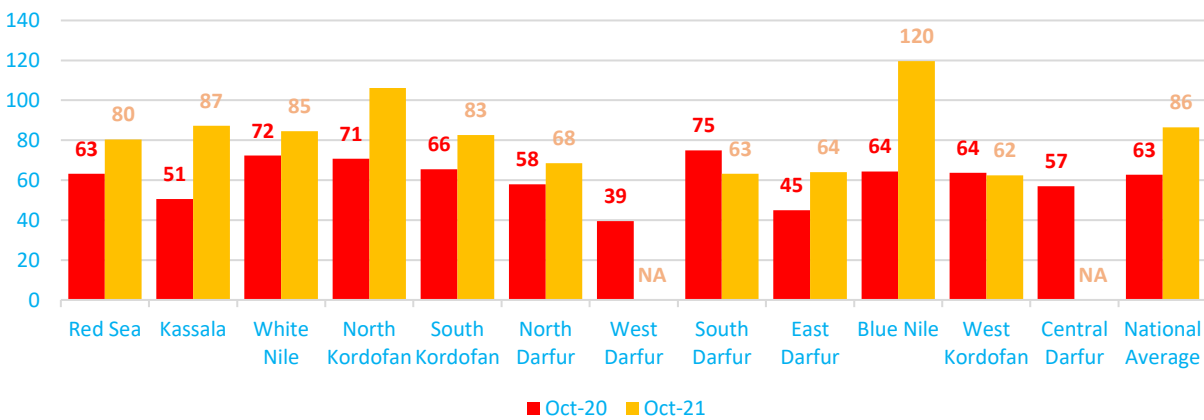
Casual Labor Wage - Daily Rate versus VAM LFB



Groundnut (1 sack of 45Kg) versus VAM LFB

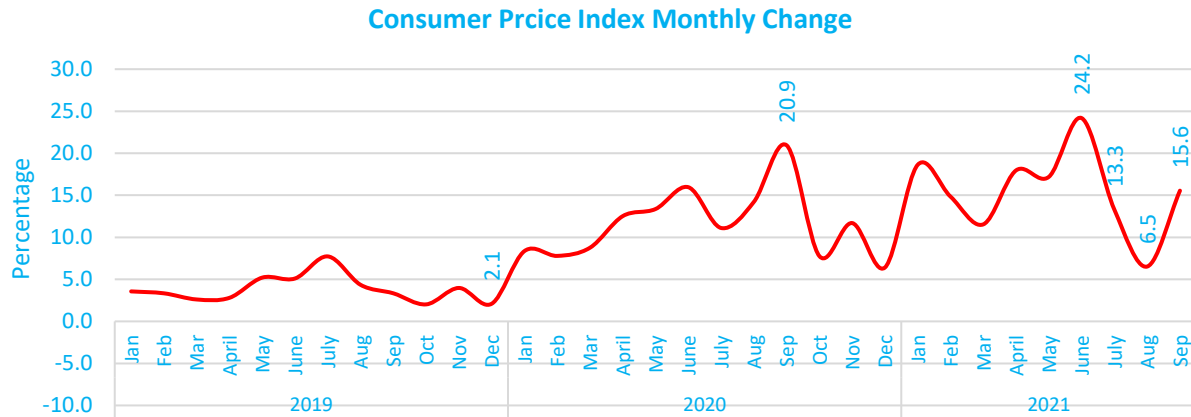


Goat (one medium size) versus VAM LFB



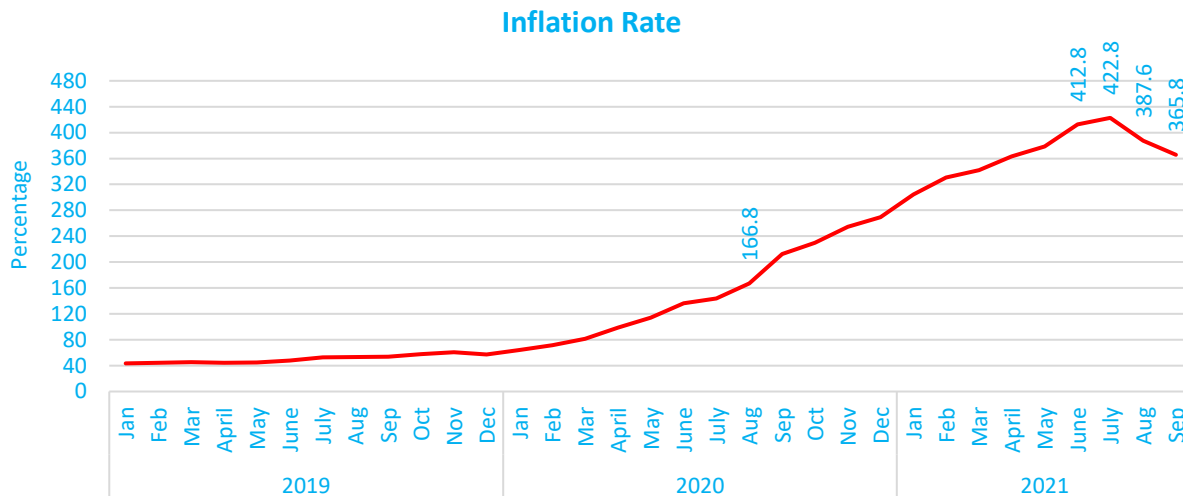
Annex 5: Sudan Inflation Rate - Consumer Price Index (CPI1):

(Source: SUDAN CENTRAL BUREAU OF STATISTICS)



The monthly percentage change of Consumer Price Index (CPI):

In September 2021, the amount that consumer paid for a basket of goods and services increased by **15.6** percent compared to what he paid for the same basket in August 2021.



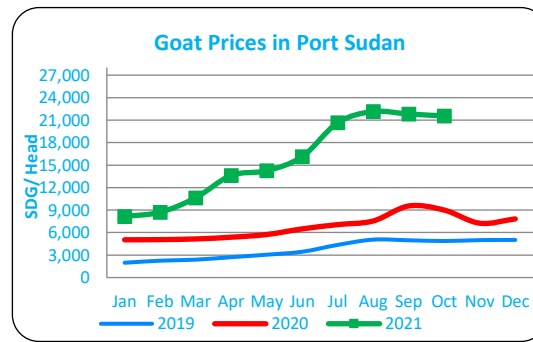
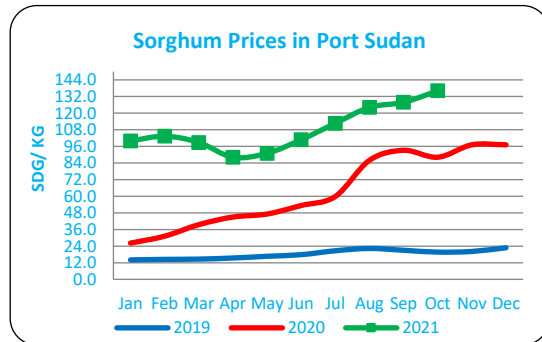
Inflation Rate:

In September 2021, the amount that consumer paid for a basket of goods and services increased by **365.8** percent compared to what he paid for the same basket in September 2020.

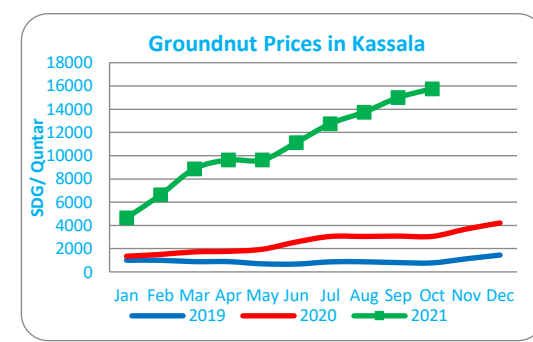
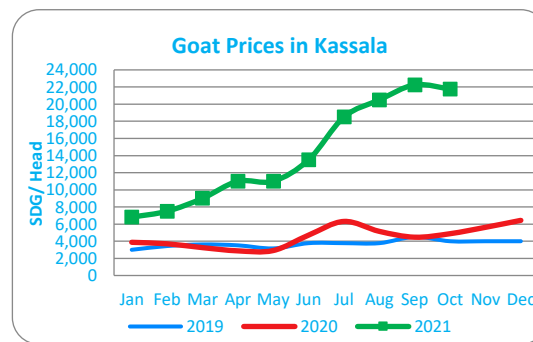
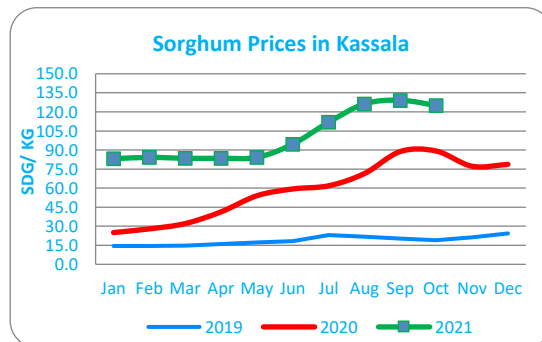
¹ *Consumer Price Index (CPI): The Consumer Price Index measures the average change in prices over time that consumers pay for a basket of goods and services.*

Annex 6: Sorghum, Goat and Groundnut Price Trends by States

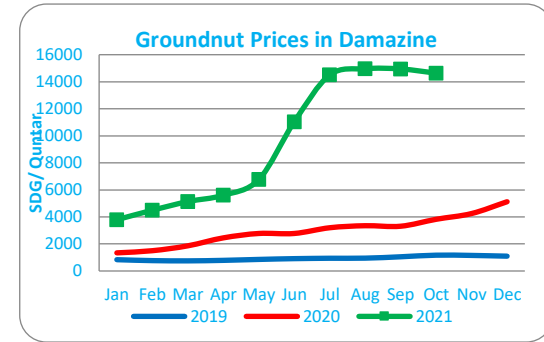
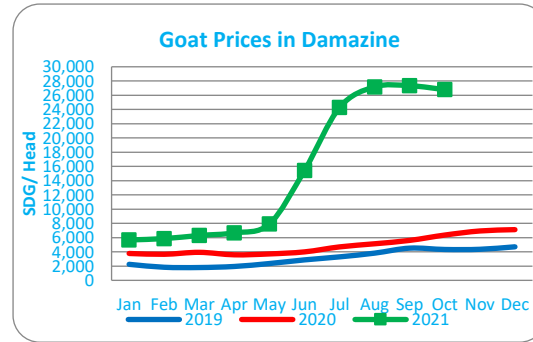
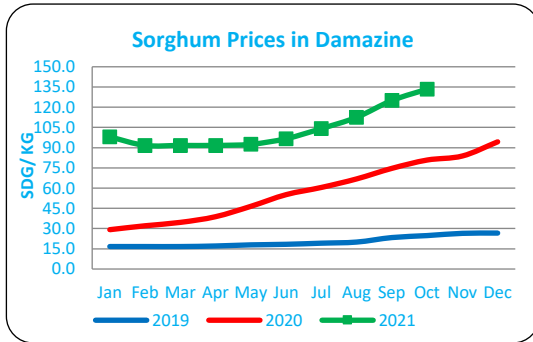
Red Sea



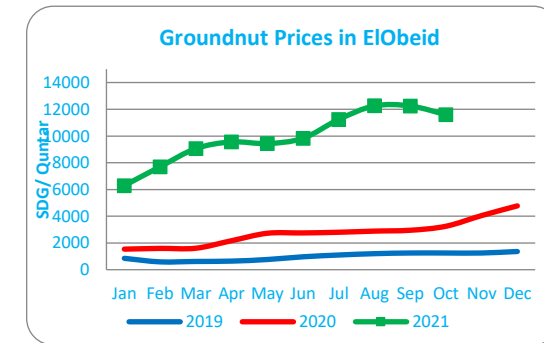
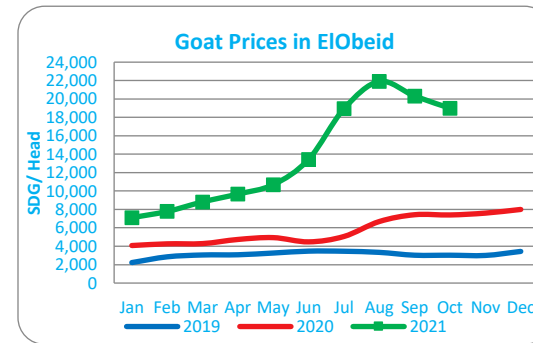
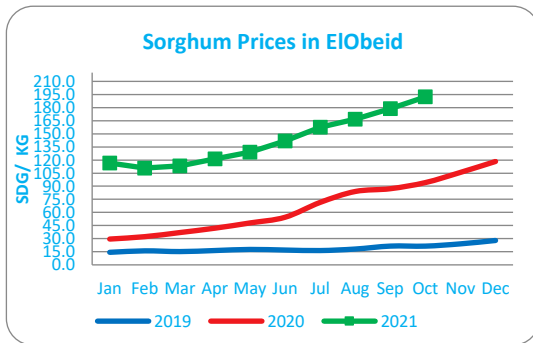
Kassala



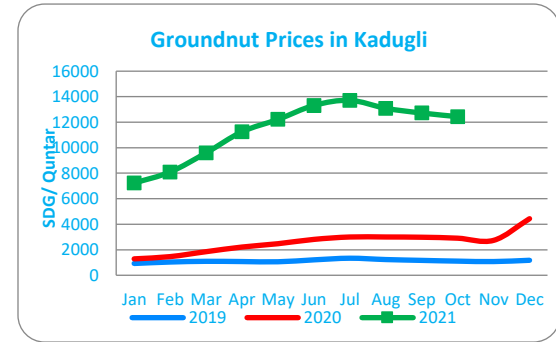
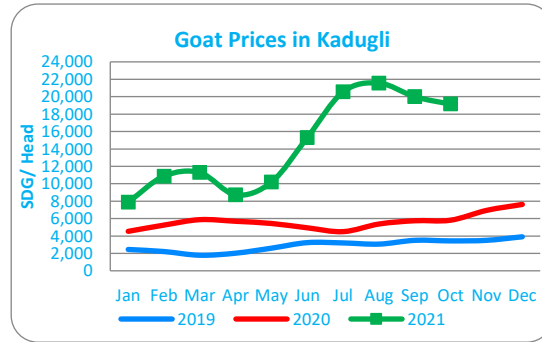
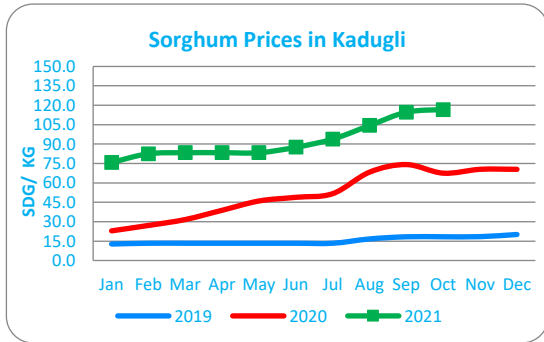
Blue Nile



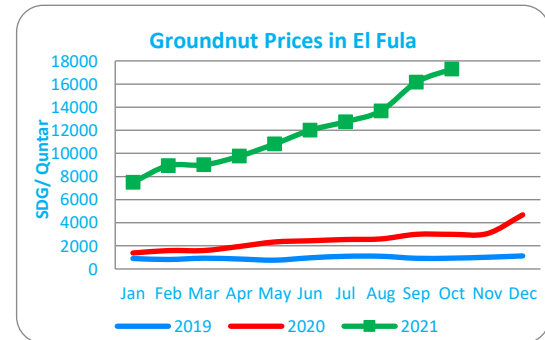
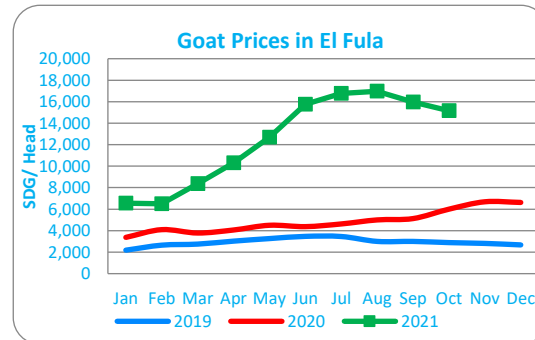
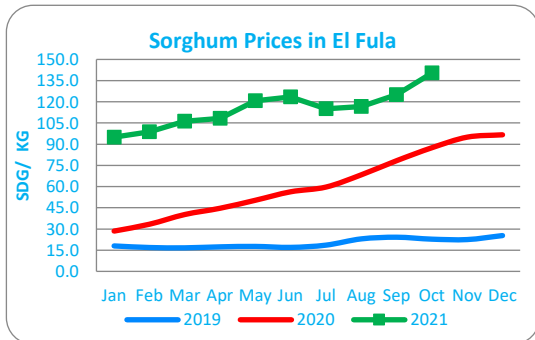
North Kordofan



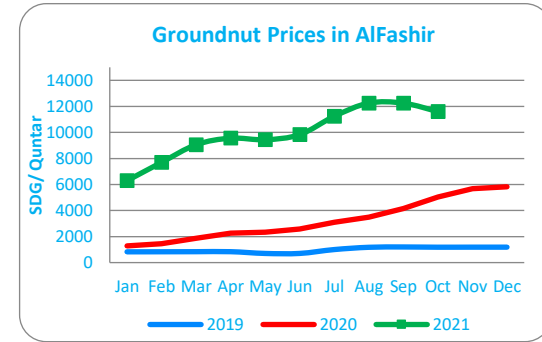
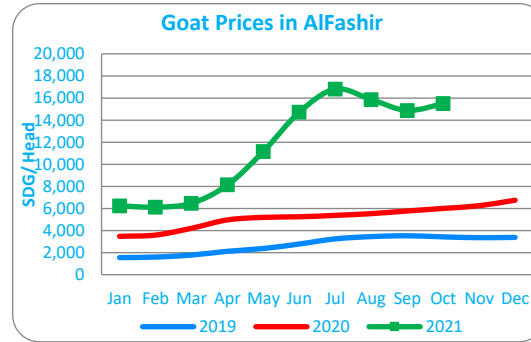
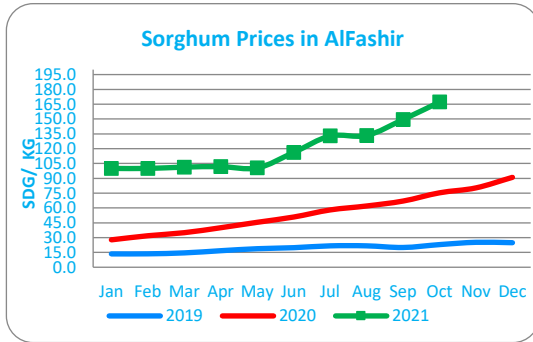
South Kordofan



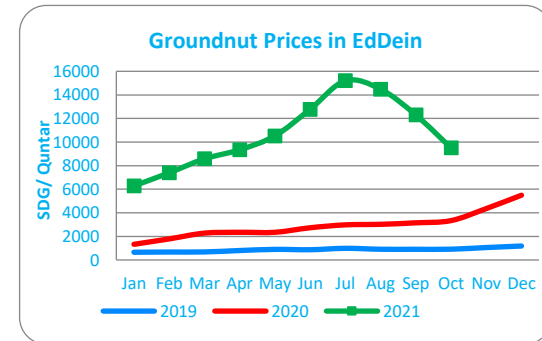
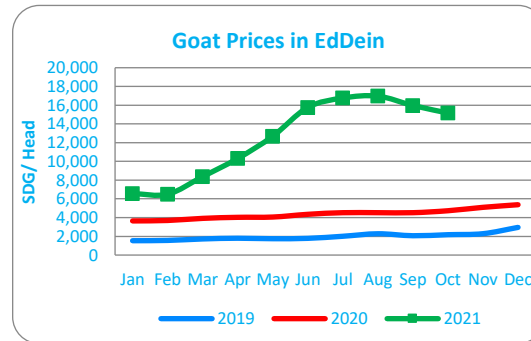
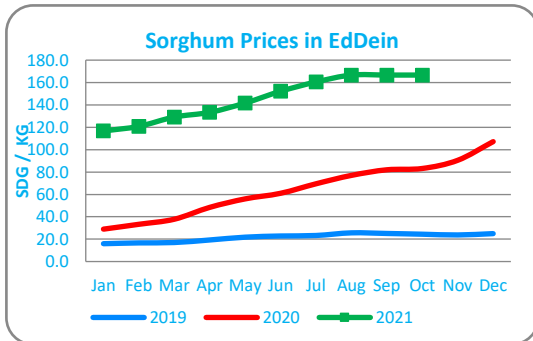
West Kordofan



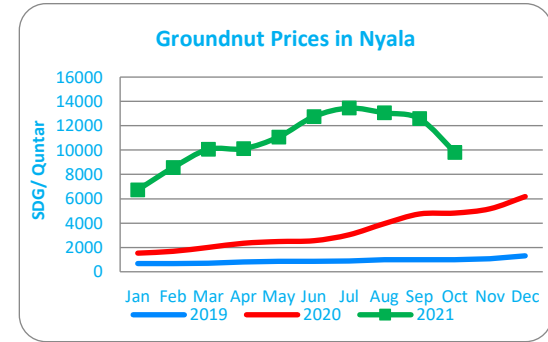
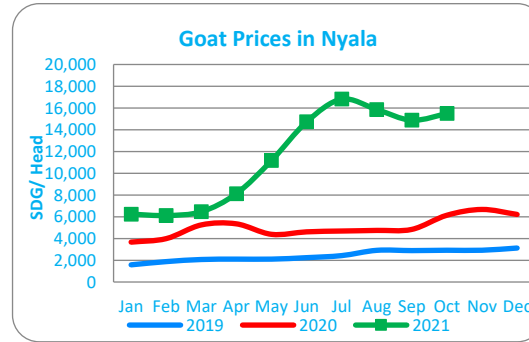
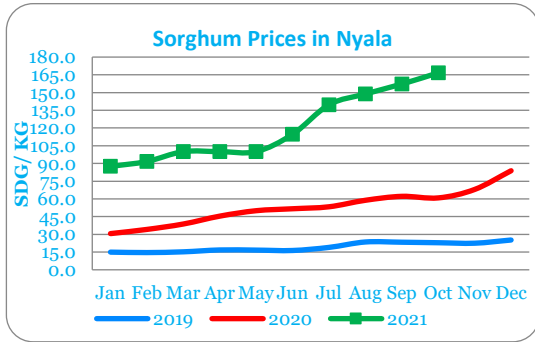
North Darfur



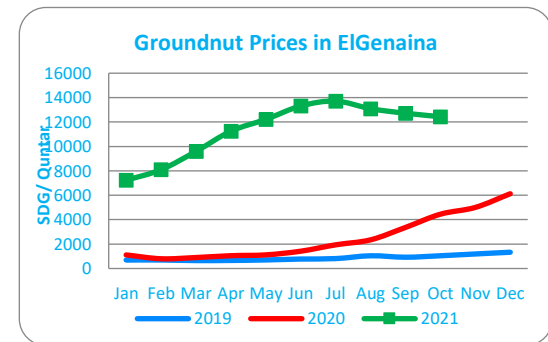
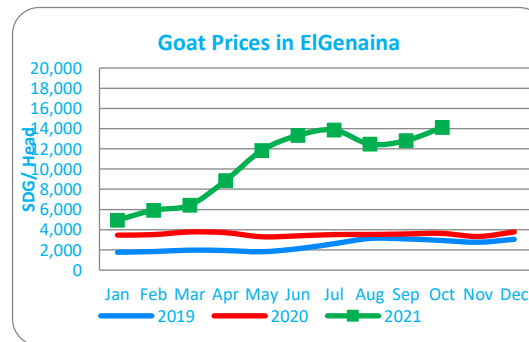
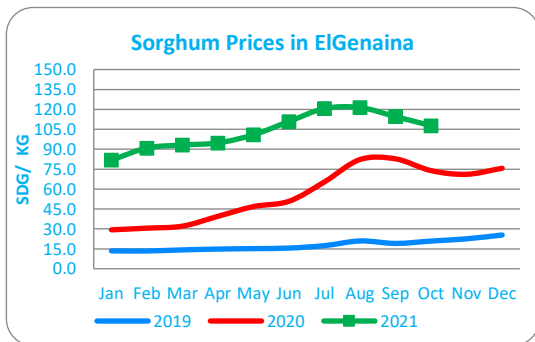
East Darfur



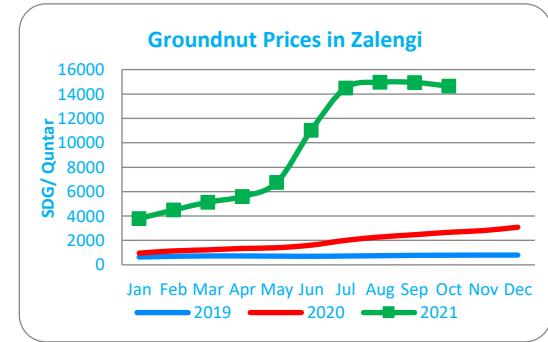
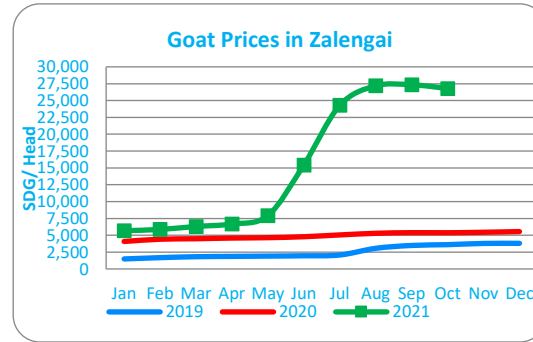
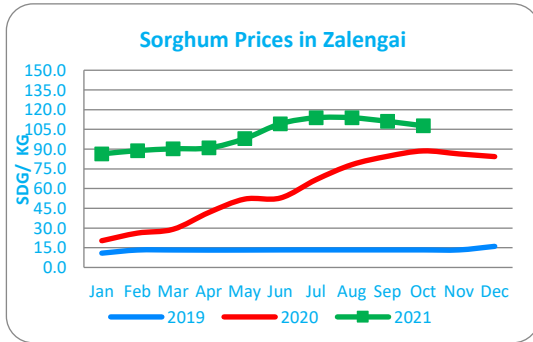
South Darfur



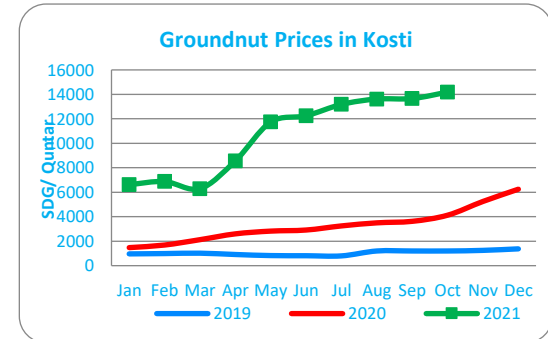
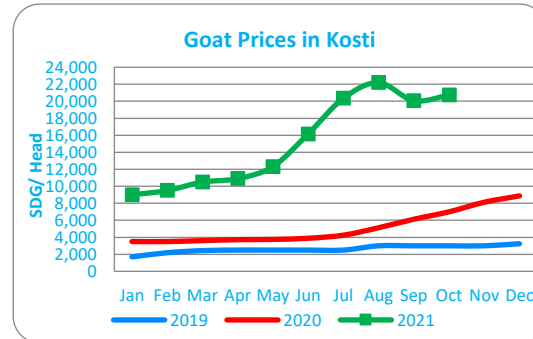
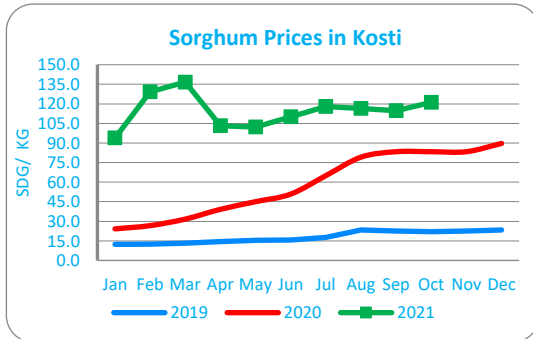
West Darfur



Central Darfur



White Nile



National Averages

