



WEEKLY UPDATE | Voluntary Repatriation of Somali Refugees From Kenya.

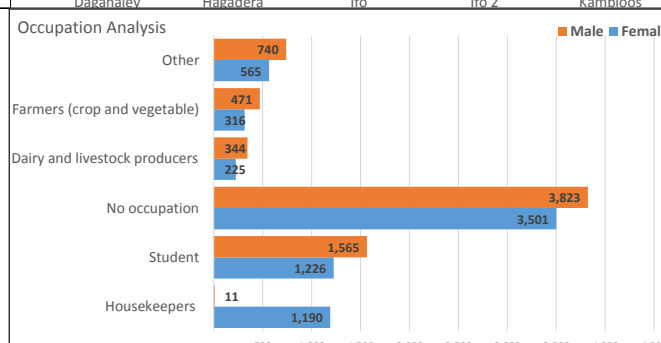
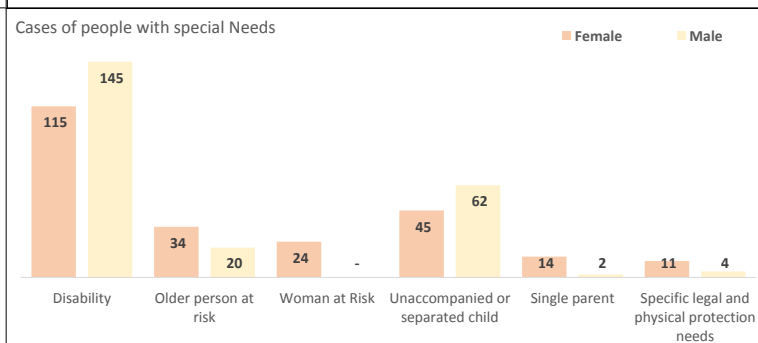
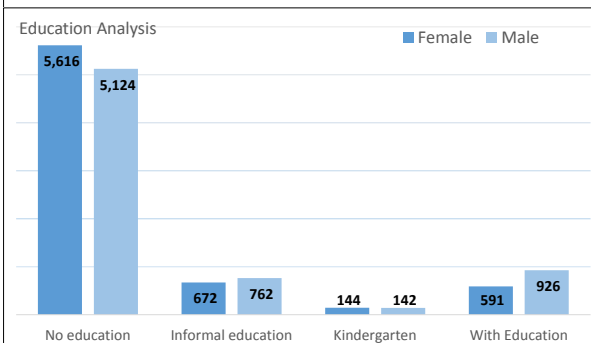
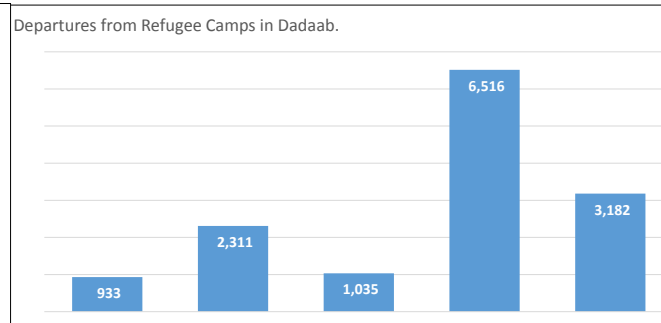
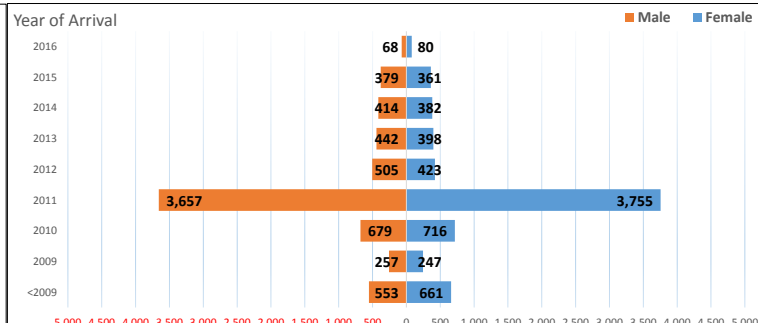
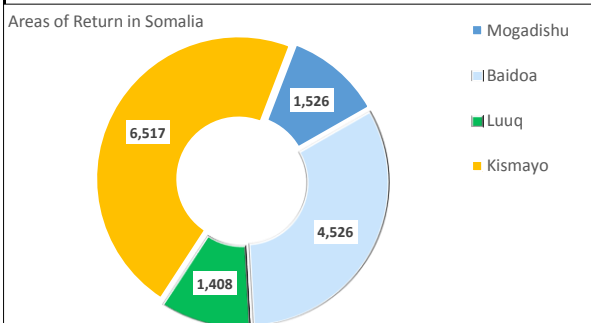
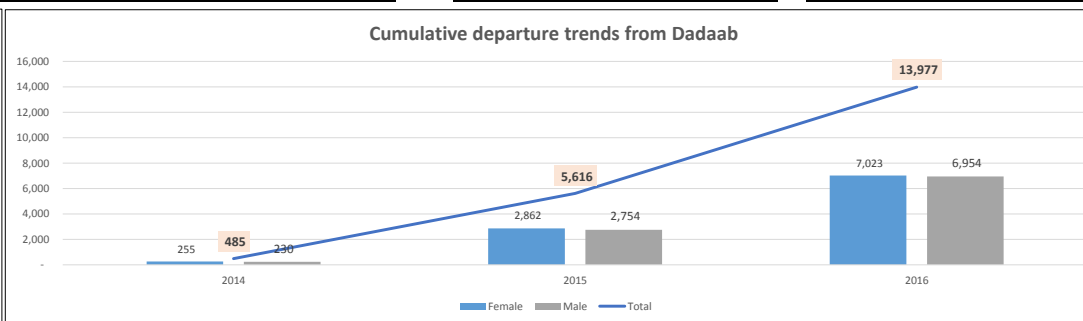
2016 DEPARTURES FROM KENYA	
Location	Individuals
Dadaab	13,977
Nairobi	10
Kakuma	92
Grand Total	14,079

CUMULATIVE DEPARTURES FROM KENYA	
Location	Location
Dadaab	20,078
Nairobi	10
Kakuma	92
Grand Total	20,180

CUMULATIVE DEPARTURES FROM DADAAB			
Year	Female	Male	Total
2014	255	230	485
2015	2,862	2,754	5,616
2016	7,023	6,954	13,977
Total	10,140	9,938	20,078

2016 DADAAB SUMMARY	
Details	Totals
No. of Households	2,754
No. of Individuals	13,977
No. of Females	7,023
No. of Males	6,954
No. of Special Needs	476

CONVOYS SUMMARY	
ROAD CONVOYS	84
FLIGHTS	
Mogadishu	83
Kismayu	4
Baidoa	6



Source: UNHCR S.O Dadaab (ProGres)

Contacts: | Mr. Arshad Milad: milada@unhcr.org | Mr. Enock Sosthenes: sosthene@unhcr.org | Ms. Angeline Mbiu: Mbiu@unhcr.org | Mr. Andrew Mutua: mutuaa@unhcr.org

Profile of Voluntary Repatriation Departures Cumulative Analysis

Reported Departures From 1st January to 5th August 2016

Breakdown by Camp of Asylum, Age and Gender

Camp	0 - 4			5 - 11			12 - 17			18 - 59			60+			Grand Total		
	F	M	Total	F	M	Total	F	M	Total	F	M	Total	F	M	Total	Persons	%	HouseHolds
Dagahaley	93	101	194	145	148	293	76	82	158	156	113	269	10	9	19	933	7%	211
Hagadera	229	283	512	349	314	663	187	183	370	438	280	718	21	27	48	2,311	17%	529
Ifo	86	126	212	142	150	292	81	75	156	187	161	348	16	11	27	1,035	7%	246
Ifo 2	705	735	1,440	884	1,064	1,948	506	630	1,136	1,041	808	1,849	49	94	143	6,516	47%	1,174
Kambioos	330	307	637	506	537	1,043	240	303	543	519	367	886	27	46	73	3,182	23%	594
Grand Total	1,443	1,552	2,995	2,026	2,213	4,239	1,090	1,273	2,363	2,341	1,729	4,070	123	187	310	13,977	-	2,754

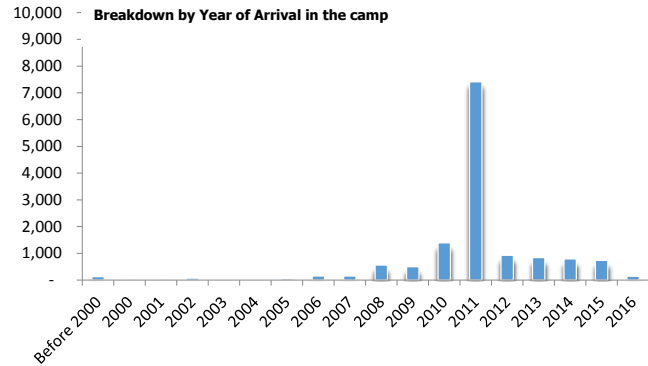
Breakdown by Marital Status

Marital Status	Female	Male	Total	%
Divorced	145	45	190	1%
Married	1,807	1,285	3,092	22%
Single	4,878	5,590	10,468	75%
Separated	11	3	14	0%
Widowed	182	31	213	2%
Grand Total	7,023	6,954	13,977	-

NB: 9597 returnees are minors representing 68% and 4380 are adults (31%).

Breakdown by Year of Arrival in the camp

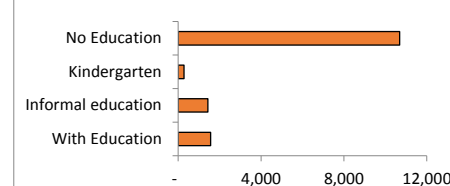
Arrival Year	F	M	Total	%
Before 2000	83	46	129	1%
2000	8	5	13	0%
2001	7	5	12	0%
2002	41	36	77	1%
2003	7	8	15	0%
2004	22	11	33	0%
2005	32	27	59	0%
2006	74	83	157	1%
2007	75	77	152	1%
2008	312	255	567	4%
2009	247	257	504	4%
2010	716	679	1,395	10%
2011	3,755	3,657	7,412	53%
2012	423	505	928	7%
2013	398	442	840	6%
2014	382	414	796	6%
2015	361	379	740	5%
2016	80	68	148	1%
Grand Total	7,023	6,954	13,977	-



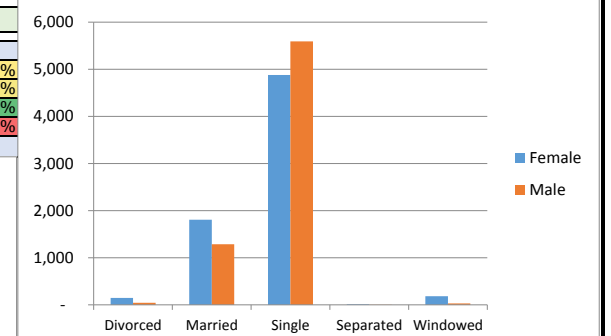
Breakdown by Education Level

Education Level	Total	%
With Education	1,563	11%
Informal education	1,434	10%
Kindergarten	286	2%
No Education	10,694	77%
Grand Total	13,977	-

Education Level Analysis

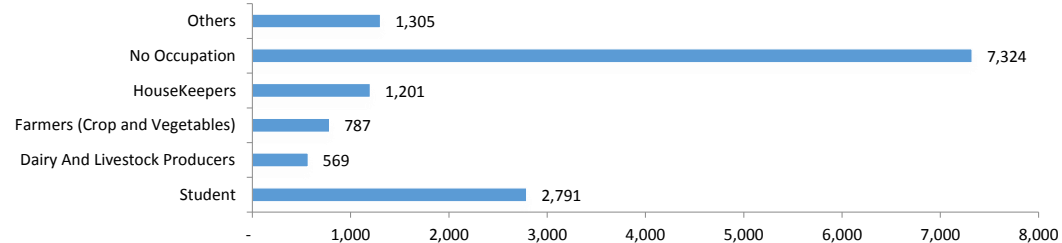


Marital Status Analysis



Breakdown by Occupation

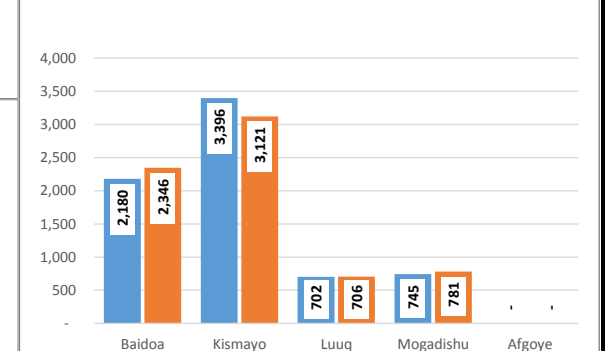
Occupation	Total	%
Student	2,791	20%
Dairy And Livestock Producers	569	4%
Farmers (Crop and Vegetables)	787	6%
HouseKeepers	1,201	9%
No Occupation	7,324	52%
Others	1,305	9%
Grand Total	13,977	-



Breakdown by Place of Return

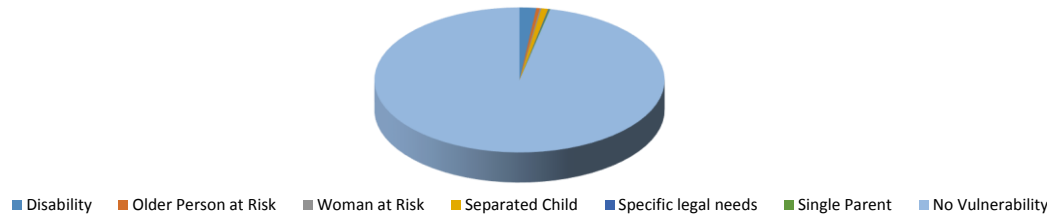
Return Area	Female	Male	Total	%
Baidoa	2,180	2,346	4,526	32%
Kismayo	3,396	3,121	6,517	47%
Luuq	702	706	1,408	10%
Mogadishu	745	781	1,526	11%
Afgoye	-	-	-	0%
Grand Total	7,023	6,954	13,977	-

Place of Return Analysis



Breakdown by Vulnerability

Vulnerability	Individuals	%
Disability	260	2%
Older Person at Risk	54	0%
Woman at Risk	24	0%
Separated Child	107	1%
Specific legal needs	15	0%
Single Parent	16	0%
No Vulnerability	13,501	97%
Grand Total	13,977	-

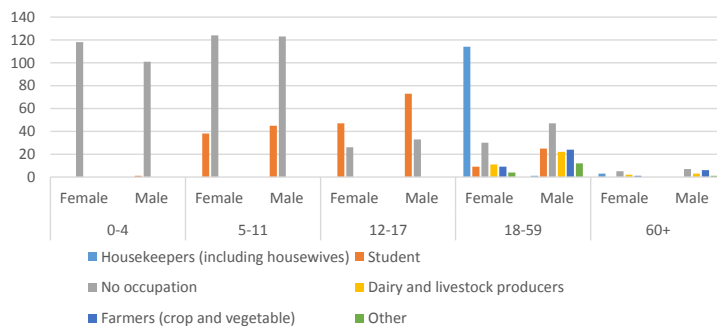


Other(): Other ethnicities are Ashraaf, Banjuni, Dir, Geri, Hawadle, Madiban, Majerteen, Somali Bantu*

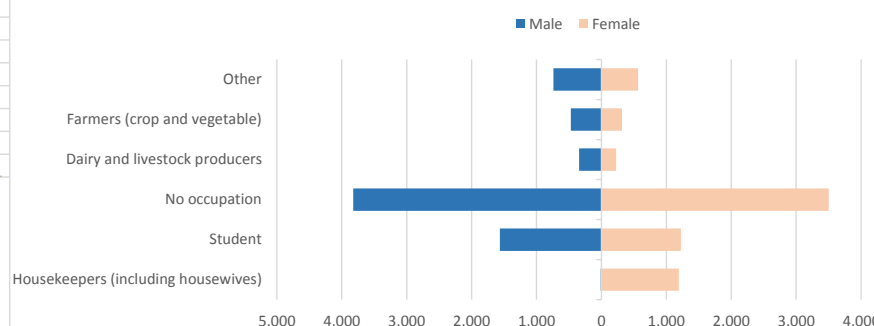
OCCUPATION ANALYSIS BY AGE GROUP

Occupation Analysis	0-4			5-11			12-17			18-59			60+			Grand Total			
	Female	Male	Total	Female	Male	Total	Female	Male	Total	Female	Male	Total	Female	Male	Total	Female	Male	Persons	%
Housekeepers (including housewives)	-	-	-	1	2	3	1	1	2	1,158	8	1,166	30	-	30	1,190	11	1,201	9%
Student	-	1	1	392	420	812	671	810	1,481	163	334	497	-	-	-	1,226	1,565	2,791	20%
No occupation	972	1,045	2,017	1,625	1,781	3,406	415	459	874	435	477	912	54	61	115	3,501	3,823	7,324	52%
Dairy and livestock producers	-	-	-	-	1	1	-	-	-	210	300	510	15	43	58	225	344	569	4%
Farmers (crop and vegetable)	-	-	-	-	-	-	-	-	-	298	406	704	18	65	83	316	471	787	6%
Other	471	506	977	8	9	17	3	3	6	77	204	281	6	18	24	565	740	1,305	9%
Grand Total	1,443	1,552	2,995	2,026	2,213	4,239	1,090	1,273	2,363	2,341	1,729	4,070	123	187	310	7,023	6,954	13,977	-

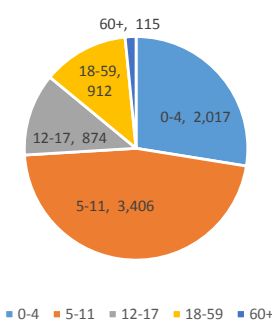
Occupation Analysis by Age Group



Occupation Analysis by Gender



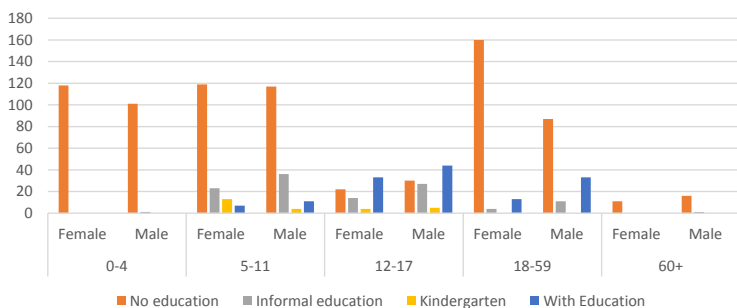
No Occupation



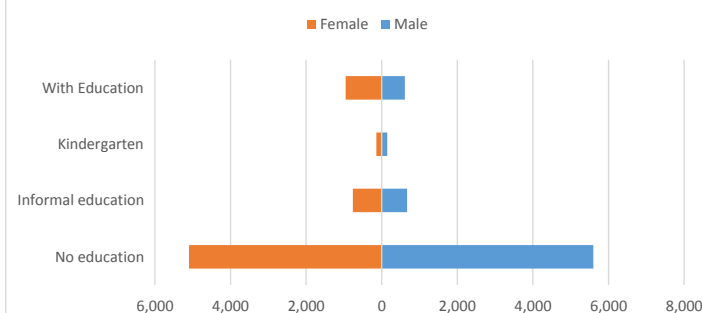
EDUCATION ANALYSIS BY AGE GROUP

Education Analysis	0-4			5-11			12-17			18-59			60+			Grand Total			
	Female	Male	Total	Female	Male	Total	Female	Male	Total	Female	Male	Total	Female	Male	Total	Female	Male	Persons	%
No education	1,426	1,526	2,952	1,621	1,767	3,388	374	411	785	2,056	1,222	3,278	120	171	291	5,597	5,097	10,694	77%
Informal education	1	2	3	276	302	578	312	336	648	82	112	194	1	10	11	672	762	1,434	10%
Kindergarten	-	-	-	75	74	149	69	67	136	-	1	1	-	-	-	144	142	286	2%
With Education	16	24	40	54	70	124	335	459	794	203	394	597	2	6	8	610	953	1,563	11%
Grand Total	1,443	1,552	2,995	2,026	2,213	4,239	1,090	1,273	2,363	2,341	1,729	4,070	123	187	310	7,023	6,954	13,977	-

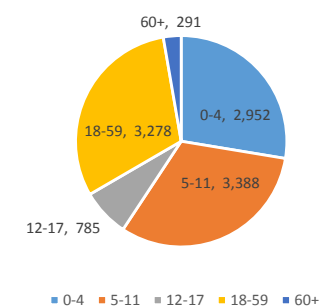
Education Analysis by Age Group



Education Analysis by Gender



No education

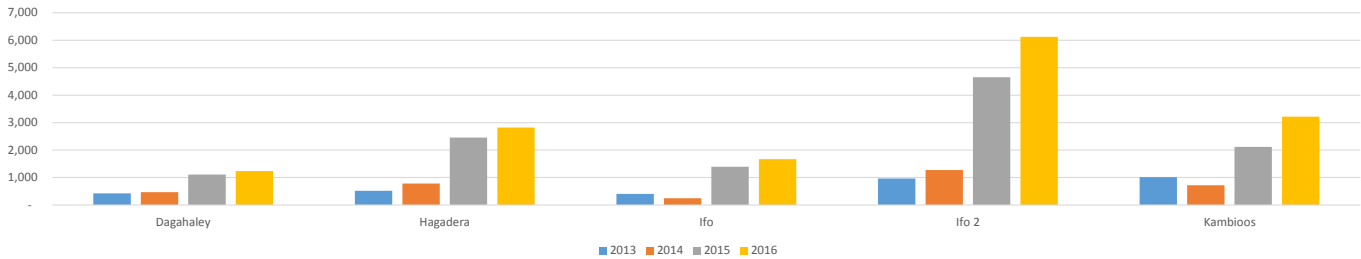


Trends of POCs Approaching the Return Help Desk

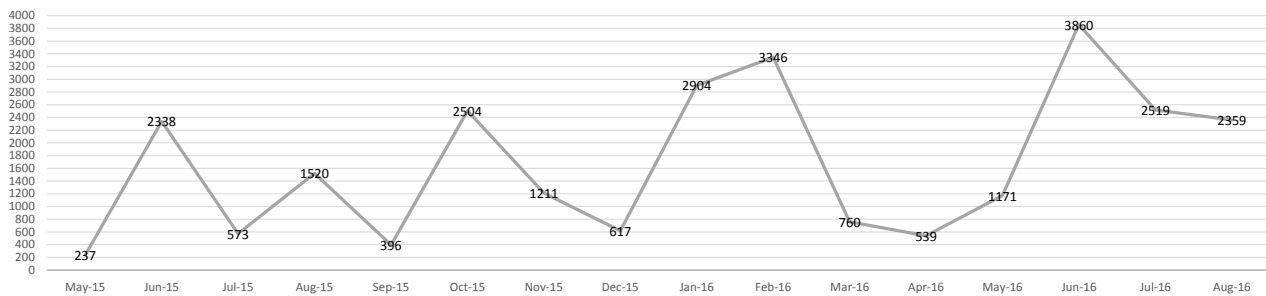
Trends POCs Approaching Return Help Desk Per Year Per Camp as of 5th August 2016

Years	Dagahaley	Hagadera	Ifo	Ifo 2	Kambioos	Total
2013	422	519	403	962	1,012	3,318
2014	466	785	247	1,273	720	3,491
2015	1,109	2,459	1,390	4,651	2,115	11,724
2016	1,234	2,822	1,672	6,122	3,217	15,067
Aug-16	57	382	568	335	1,017	2,359
Grand Total	3,288	6,967	4,280	13,343	8,081	35,959

Trends of POCs Approaching the Return Help Desk per year per camp



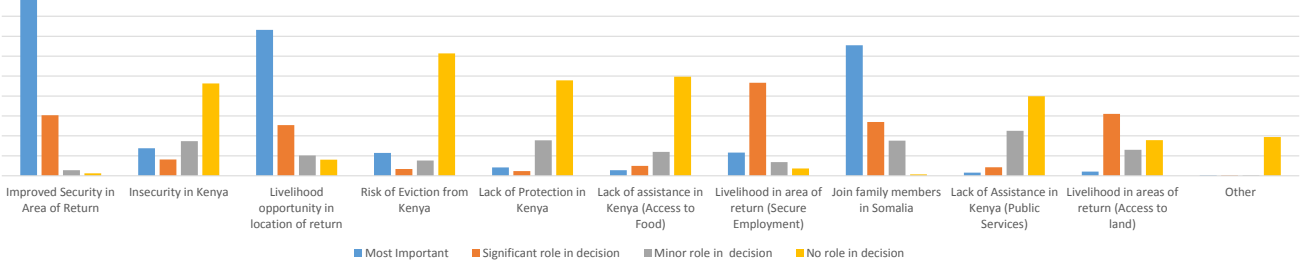
Trends of POCs Approaching the Return Help Desk between May 2015 and August 2016



STATISTICS ON RETURN REASONS

Reason to Return	Most Important	Significant role in decision	Minor role in decision	No role in decision
Improved Security in Area of Return	18,276	6,067	560	247
Insecurity in Kenya	2,768	1,625	3,463	9,259
Livelihood opportunity in location of return	14,643	5,078	2,037	1,611
Risk of Eviction from Kenya	2,295	673	1,523	12,279
Lack of Protection in Kenya	834	472	3,554	9,581
Lack of assistance in Kenya (Access to Food)	553	988	2,399	9,934
Livelihood in area of return (Secure Employment)	2,321	9,339	1,366	738
Join family members in Somalia	13,094	5,389	3,516	142
Lack of Assistance in Kenya (Public Services)	322	853	4,511	7,979
Livelihood in areas of return (Access to land)	423	6,217	2,610	3,571
Other	52	59	62	3,880

Decision on Return

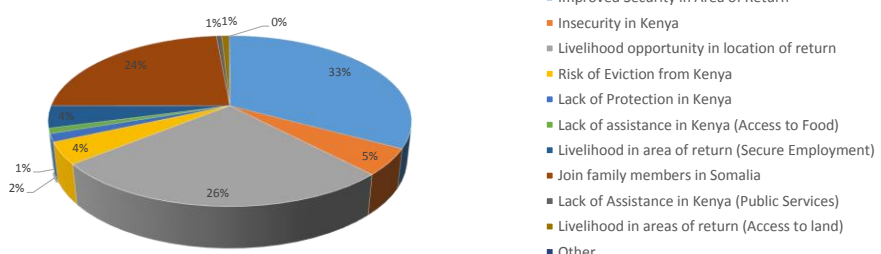


Reason to Return	Most Important	Percentage
Improved Security in Area of Return	18,276	33%
Insecurity in Kenya	2,768	5%
Livelihood opportunity in location of return	14,643	26%
Risk of Eviction from Kenya	2,295	4%
Lack of Protection in Kenya	834	2%
Lack of assistance in Kenya (Access to Food)	553	1%
Livelihood in area of return (Secure Employment)	2,321	4%
Join family members in Somalia	13,094	24%
Lack of Assistance in Kenya (Public Services)	322	1%
Livelihood in areas of return (Access to land)	423	1%
Other	52	0%

Most refugees have 3 return reason as the most important reasons for deciding to return:

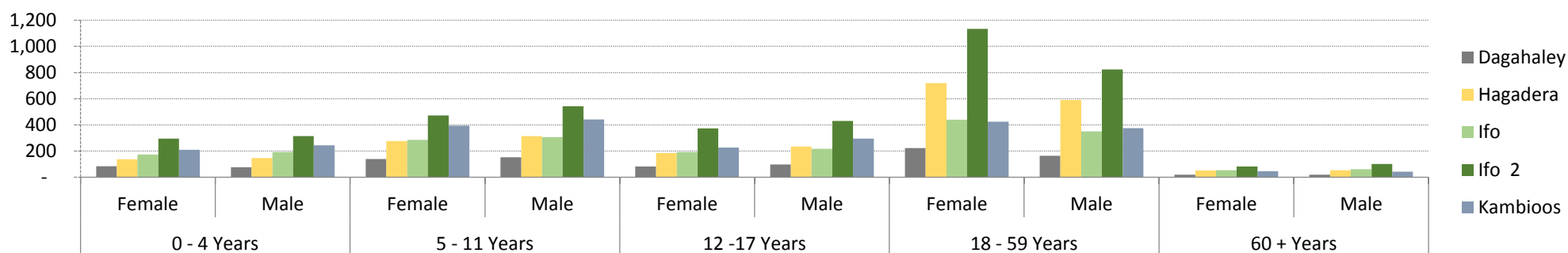
1. Improved Security in area of return.
2. Livelihood opportunities in location of return
3. Join family members in Somalia

Most Important Return Reason



Return Help Desk Statistics Per Camp for those willing to Return as of 5th August 2016

Camp	0 - 4 Years		5 - 11 Years		12 -17 Years		18 - 59 Years		60 + Years		Total	%
	Female	Male	Female	Male	Female	Male	Female	Male	Female	Male		
Dagahaley	84	76	140	153	82	98	222	164	20	20	1,059	8%
Hagadera	138	147	276	315	185	235	720	590	51	53	2,710	20%
Ifo	174	192	285	306	192	218	440	351	53	61	2,272	17%
Ifo 2	296	314	472	542	373	430	1,134	823	82	101	4,567	34%
Kambioos	210	244	394	442	226	295	425	375	46	43	2,700	20%
Grand Total	902	973	1,567	1,758	1,058	1,276	2,941	2,303	252	278	13,308	-



Place of Return to Somalia

Time of Return to Somalia per Camp

Is it Area of Origin?

Camp

Place of Return	Is it Area of Origin?			Total	Time of Return to Somalia per Camp						
	Yes	No	Unknown		Return Period	Dagahaley	Hagadera	Ifo	IFO 2	Kambioos	Total
Kismayo	4,617	2,316	89	7,022	3 Months	1,054	2,710	2,224	4,526	2,683	13,197
Mogadishu	1,414	545	13	1,972	3 to 6 Months	-	-	1	26	-	27
Baidoa	1,474	1,668	27	3,169	In one year period	-	-	-	4	-	4
Dinsor	92	3	-	95	Other	5	-	47	11	17	80
Luuq	70	243	20	333	Grand Total	1,059	2,710	2,272	4,567	2,700	13,308
Belet Hawa	44	-	5	49							
Buale	121	-	-	121							
Other	439	92	16	547							
Grand Total	8,271	4,867	170	13,308							

"Other" Place of Return refers to: Sakow, Bardera, Afmadow, Jamame, El Waq, Jilib, Marka, Afgoye, Belet Weyne, Garbahare, Abduwaaq, Wajid, Kurtun Warey, Barbera, Qansah Dere, Jowhar, Bosaso and Galkayo

Status	Total
Total Interviewed	36,008
Willing to Return	35,753
Not willing to Return	255
Returnees	20,078
Inactivated	2,367
Active	13,308

From the launch of Return Help Desk in all Dadaab's camps at the end of November 2013; 36,008 PoCs were interviewed and 35,753 among them have expressed their intention to repatriate to Somalia. 20,078 Individuals have been repatriated to Somalia as of 5th August 2016. 2,367 have been inactivated in proGres database for No-show or spontaneous departure. While 13,308 refugees willing to return (in principle) remain active.

Despite the relatively high number of refugees who have indicated their willingness to return, some have changed their mind which has impacted the voluntary repatriation plans. It is also worth noting that in the absence of finalized plan (which is almost done) for the assistance to returnees going to areas beyond the 9 opened for returns, it has not been possible to facilitate the return of refugees going to those areas. This has generated complaints from refugees and may have justified some spontaneous departures.