



GIEWS Country Brief Viet Nam

Reference Date: 07-September-2021

FOOD SECURITY SNAPSHOT

- Main 2021 “winter/spring” paddy crop estimated at above-average level
- Cereal import requirements in 2020/21 forecast at near-record levels
- Domestic prices of rice in June well below year-earlier levels

Main 2021 “winter/spring” paddy crop estimated at above-average level

Harvesting of the 2021 main “winter/spring” paddy crop concluded in June under favourable weather conditions. The main crop, mostly irrigated, contributes on average to about 45 percent of the annual rice output. Official estimates indicate a production of 20.5 million tonnes, 3 percent above the five-year average. The area planted was estimated below the previous five-year average, but overall yields improved supported by favourable weather conditions and adequate water supplies.

Planting of the 2021 “summer/autumn” paddy crop, which accounts for about 35 percent of the annual production, progressed in July under favourable weather conditions. According to official estimates, about 1.95 million hectares were planted, as of mid-July, close to the corresponding period in the previous year. Generally, near-average amounts and well-distributed rainfall throughout the country contributed to close-to-average vegetation conditions in July 2021 in most crop lands.

Planting of the 2021 winter “10th month” paddy crop, accounting for about 20 percent of the annual output, started in June and is expected to continue until September.

Harvesting of the 2021 main maize crop was completed in June and official estimates put this season’s output at a below-average level. The decrease in production mostly reflects a reduction in the area planted as farmers preferred to grow vegetables instead of maize. Planting operations of the 2021 secondary maize crop are ongoing under generally favourable weather conditions.

Cereal import requirements in 2021/22 marketing year (June/July) forecast at near-record level

Cereal import requirements, mostly maize and wheat, in the 2021/22 marketing year (July/June) are forecast at 17.4 million

Viet Nam

Crop Calendar

(*major foodcrop)



Sowing
Growing
Harvesting

Viet Nam

Cereal Production

	2016-2020 average	2020	2021 forecast	change 2021/2020
	000 tonnes			percent
Rice (paddy)	43 241	42 761	43 320	1.3
Maize	4 919	4 608	4 550	-1.3
Millet	3	3	3	0.0
Total	48 164	47 372	47 873	1.1

Note: percentage change calculated from unrounded data.

Source: FAO/GIEWS Country Cereal Balance Sheet.

tonnes, close to previous year's record level and 14 percent above the five-year average. Import requirements of maize are forecast close to last year's record level of 12.7 million tonnes, supported by the growing demand by the feed industry that accelerated since 2012. Import requirements of wheat, which is not domestically produced, are forecast at 3.5 million tonnes, 16 percent below the five-year average, reflecting a decrease in the demand for use in feed.

Rice exports are forecast at 6.4 million tonnes in the 2021 calendar year, 4 percent below the 2020 level.

Domestic prices of rice in June well below year-earlier levels

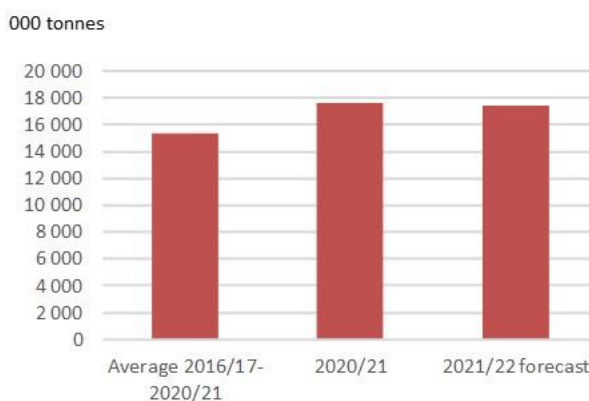
Domestic prices of rice in the country's main markets have been decreasing since May 2021, reflecting improved supplies from the early 2021 "summer/autumn" harvest. Overall, prices in the selected markets in June 2021 were well below their year-earlier levels.

African Swine Fever outbreaks severely affected pig industry in 2019, but situation improved since then

The country, the world's fifth largest producer and consumer of pork meat, was severely affected by several outbreaks of African Swine Fever (ASF) in 2019 and early 2020. According to official estimates at least 6 million pigs, accounting for more than 20 percent of the national herd, died or were culled due to ASF in 2019. Animal losses caused a substantial reduction in farmers' income, raising concerns over the livelihoods and the food security situation of about 2.5 million pig farming households. Since 2019, the death toll of pigs due to ASF decreased considerably, amounting to about 90 000 pigs in 2020 and 60 000 pigs in the first six months of 2021, less than 1 percent of the national herd.

Viet Nam

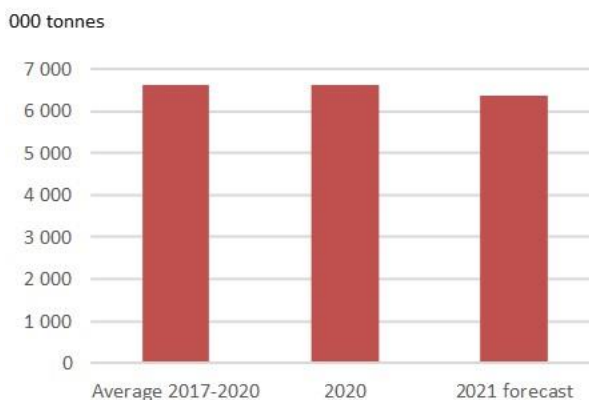
Cereals Imports



Note: Includes rice in milled terms. Split year refers to individual crop marketing years (for rice, calendar year of second year shown).
Source: FAO/GIEWS Country Cereal Balance Sheets.

Viet Nam

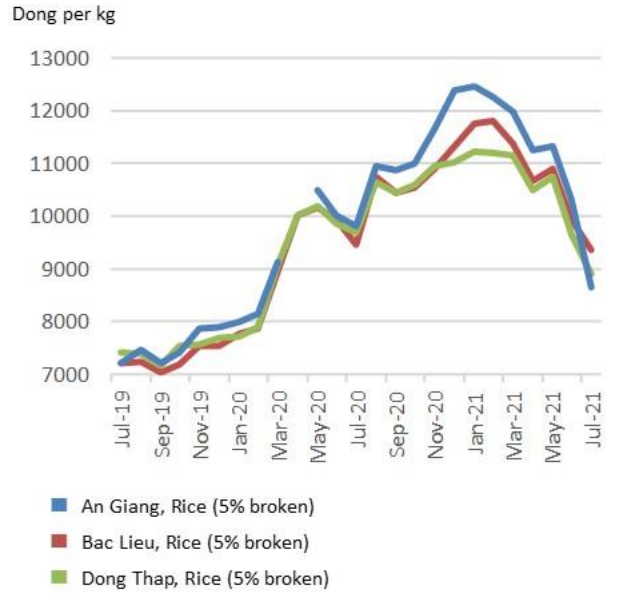
Rice Exports



Note: Rice in milled terms.
Source: FAO/GIEWS Country Cereal Balance Sheets.

Viet Nam

Wholesale prices of rice (5% broken)



Disclaimer: The designations employed and the presentation of material in this information product do not imply the expression of any opinion whatsoever on the part of FAO concerning the legal status of any country, territory, city or area or of its authorities, or concerning the delimitation of its frontiers or boundaries.

Source: FAO/GIEWS Food Price Monitoring and Analysis Tool.