

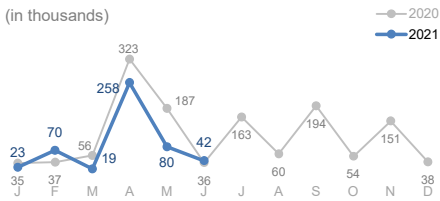
View the interactive dashboard here: <https://unhcr.github.io/dataviz-somalia-prmn/index.html>

TOTAL DISPLACEMENTS

42,000 in June
492,000 (Jan - June 2021)
639,000 (Jan - June 2020)

The UNHCR-led PRMN implemented in partnership with NRC reported 42,000 new internal displacements across the country in the month of June 2021. Of these, 29,000 were triggered by conflict / insecurity while 10,000 were related to drought and loss of livelihood.

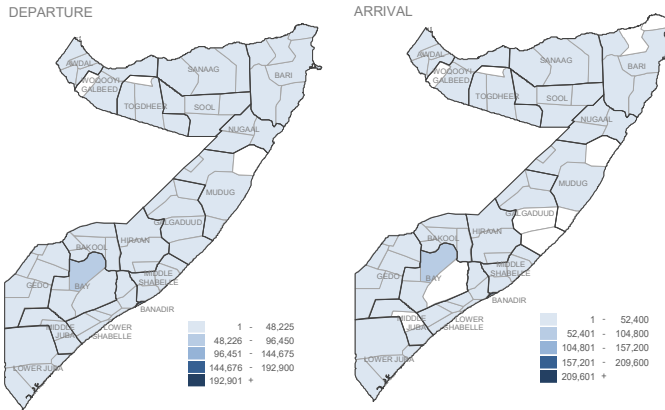
(in thousands)



BY REGION (Jan - June 2021)

DEP	ARR
Hiraan	26,380 26,090
Lower Shabelle	32,400 18,630
Middle Shabelle	41,150 38,490
Gedo	38,730 38,520
Bay	68,030 61,450
Bari	6,930 7,810
Lower Juba	6,010 7,970
Galgaduud	10,110 11,790
Mudug	23,520 23,400
Bakool	19,350 17,450
Sanaag	7,280 6,980
Middle Juba	4,720 11,580
Banadir	192,910 209,640
Awdal	3,320 3,290
Togdheer	1,700 1,390
Sool	4,570 4,470
Nugaal	3,950 2,440
Woq. Galbeed	1,050 750

BY DISTRICT (Jan - June 2021)

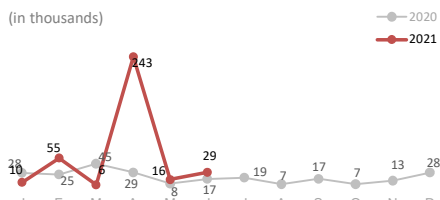


CONFLICT / INSECURITY DISPLACEMENTS

29,000 in June
359,000 (Jan - June 2021)
134,000 (Jan - June 2020)

Major displacements occurred in Hobyo district (13,000) in Mudug region and Xudur district (11,000) in Bakool region, due to military offensive and AS related activity.

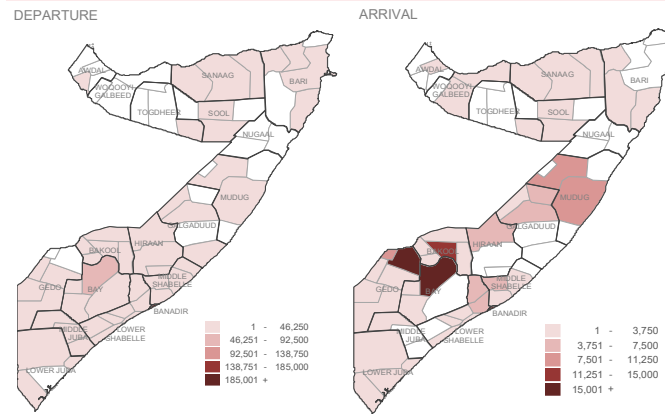
(in thousands)



BY REGION (Jan - June 2021)

DEP	ARR
Lower Shabelle	27,210 14,230
Bay	53,570 53,640
Galgaduud	9,890
Gedo	28,100 28,370
Bakool	14,650 14,250
Lower Juba	2,940 3,240
Sool	1,180 1,150
Sanaag	460 340
Middle Juba	410 190
Togdheer	10 10
Mudug	20,830 19,020
Banadir	184,650
Middle Shabelle	8,230 7,320
Hiraan	6,240 5,970
Bari	230 740
Nugaal	10 10
Awdal	10 10
Woq. Galbeed	140

BY DISTRICT (Jan - June 2021)

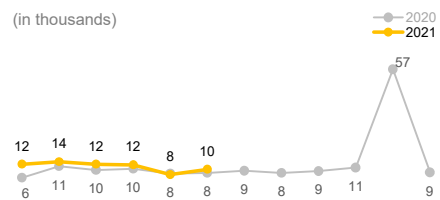


DROUGHT RELATED DISPLACEMENTS

10,000 in June
68,000 (Jan - June 2021)
45,000 (Jan - June 2020)

During the month, just over 10,000 persons were displaced where the main reason given was drought. Baidoa (1,000) and Diinsoor (500) districts in Bay region, Marka district (600) of Shabelle Hoose region, Belet Weyne district (500) in Hiraan region and Ceel Barde district (500) of Bakool region all recorded high displacements relative to other regions.

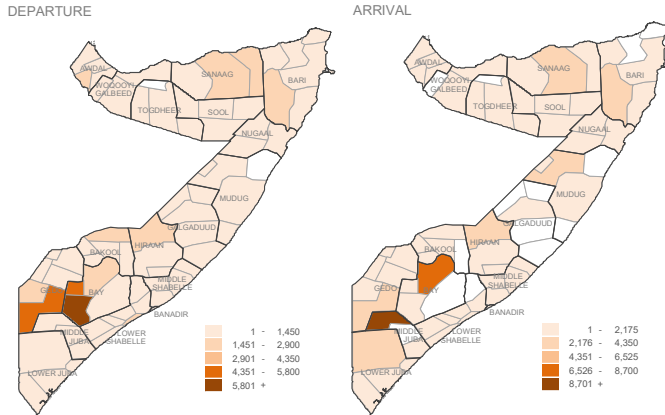
(in thousands)



BY REGION (Jan - June 2021)

DEP	ARR
Bay	14,030 7,640
Bari	6,230 6,420
Sanaag	6,140 5,960
Bakool	4,550 3,010
Awdal	3,240 3,220
Sool	2,640 2,390
Gedo	9,430 8,880
Lower Shabelle	4,780 4,320
Mudug	2,460 4,140
Togdheer	1,070 940
Hiraan	3,570 3,430
Nugaal	2,050 930
Lower Juba	2,540 4,170
Woq. Galbeed	780 430
Middle Juba	1,830 8,790
Banadir	270 980
Middle Shabelle	2,140 2,190
Galgaduud	230 150

BY DISTRICT (Jan - June 2021)

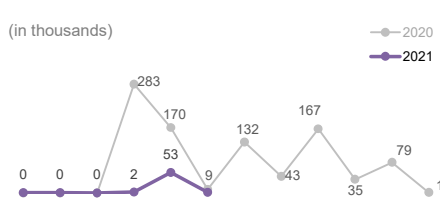


FLOOD DISPLACEMENTS

1,000 in June
56,500 (Jan - June 2021)
453,200 (Jan - June 2020)

During the month, just over 1,000 persons were displaced where the main reason given was floods. Jowhar district (500) in Shabelle Dhexe region recorded the majority of the displacements, while Bu'aale district (300) of Juba Dhexe region also recorded high displacements.

(in thousands)



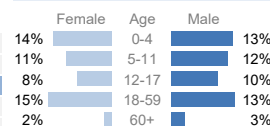
BY REGION (Jan - June 2021)

DEP	ARR	
Hiraan	16,560 18,560	
Lower Shabelle	400 40	
Middle Shabelle	30,720 28,690	
Gedo	120	
Lower Juba	300 320	
Bari	40 60	
Mudug	10 10	
Banadir	5,570 7,900	
Middle Juba	2,440 2,550	
Galgaduud		
Bakool		
Bay		
Awdal	10	50
Sool	100	100
Woq. Galbeed		
Sanaag	220	220
Togdheer		
Nugaal		

PRIORITY NEED ON ARRIVAL (June 2021 in %)

Region	Food	Water	Shelter	Health	Protection	Other
Awdal	54	2	43	1		
Bakool	65	35				
Banadir	36	12	23	26	1	
Bari	30	4	44	16	5	1
Bay	100					
Galgaduud	92	8				
Gedo	80	3	15			
Hiraan	100					
Lower Juba	64	29			7	
Lower Shabelle	15	3	18	2	59	2
Middle Juba	99					
Middle Shabelle						100
Mudug	7	1	41	1	2	3
Nugaal	13	15	17	18	25	11
Sanaag	74	1	2	23		1
Sool	50	18	14	18		
Togdheer	33	5	14	48		
Woq. Galbeed	4	11		76		8

AGE & GENDER (June 2021)*



Women & children 84%
* disaggregated data for displaced persons are based on those displacement reports where data has been collected at household level

NEED

Food	Protection
Water	Livelihood
Shelter	Humanitarian Aid
Health	Transport
Other	

About PRMN

The PRMN (Protection & Return Monitoring Network) is a UNHCR-led project which identifies and reports on displacements (including returns) of populations in Somalia. The network also identifies and reports on protection risks and incidents underlying such movements. Only figures collected by PRMN are reported above. Not all displacements in Somalia are captured. This dashboard should be read in conjunction with the Notes on PRMN Methodology (<https://data2.unhcr.org/en/documents/details/53888>) which outline the approach and certain limitations. The figures shown are for numbers of individuals and are based on interviews with key informants and/or displaced households at destination (unless otherwise noted). Further information and datasets available on request use contact below.

UNHCR is grateful for the generous contributions of donors who have directly contributed to the UNHCR Somalia operation in 2021



Partner

