

Somalia

1 - 31 July 2020

In July, 158,000 new internal displacements were monitored by the UNHCR-led Protection and Returns Monitoring Network (PRMN). Drivers include flood (128,000), conflict and insecurity (19,000), drought-related (9,000) and Other (2,000).

30,269
refugees & asylum-seekers

As of the reporting month, there were 30,269 refugees and asylum-seekers registered in Somalia, mainly from Ethiopia (15,188 asylum seekers and 4,197 refugees) and Yemen (35 asylum seekers and 10,118 refugees). 731 persons were from other countries including Syria (392), Tanzania (118), Eritrea (101) among others. In March 2020, 5,901 individual cases were inactivated/closed following a periodic verification and biometric registration exercise carried out in partnership with NCRI. Persons of concern not included in the verification exercise may be reactivated once they notify UNHCR.

Region	Ethiopia	Yemen	Other
Woq. Galbeed	12,628	6,212	566
Bari	4,660	1,165	6
Nugaal	975	189	13
Mudug	740	10	2
Togdheer	131	82	11
Sanaag	190	22	4
Awdal	42	197	9
Banadir	15	2,198	119
Sool	1	18	
Middle Shabelle			1
Lower Shabelle			57
Other	3	2	
TOTAL	19,385	10,153	730

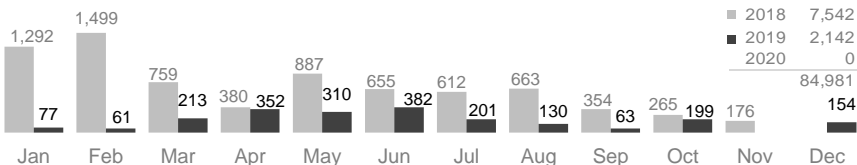
The floods have persisted into July, which is usually Hagaa season (Jul - Sep) expected to be cool, cloudy and dry. Middle (71,000) and Lower (56,000) Shabelle region were the most affected by the floods

91,828
refugee returnees (2014 - 2020)

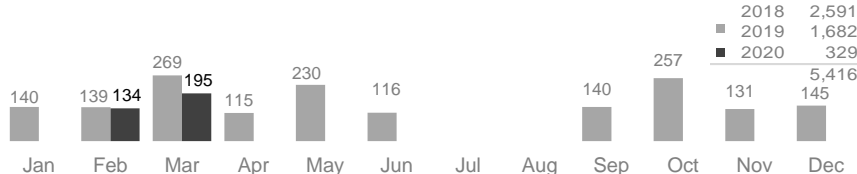
Since December 2014, 91,828 Somali refugees have voluntarily returned to Somalia with UNHCR assistance from different countries of asylum including Kenya, Yemen, Djibouti, Libya, Sudan and Eritrea. In addition, some 38,679 Somalis were monitored as arriving from Yemen since March 2015. Figures for total returnees from Djibouti have been adjusted downwards by 49 as a result of double counting in reporting for arrivals in Oct 2018

Region	Kenya	Yemen	Other
Lower Juba	54,374	16	126
Banadir	15,468	4,120	785
Bay	9,655	83	3
Gedo	2,922	2	33
Middle Juba	1,539		1
Middle Shabelle	798	41	25
Lower Shabelle	104	79	1
Hiraan	42	6	22
Woq. Galbeed	18	527	210
Galgaduud	15		3
Nugaal	13	29	16
Other	33	513	206
TOTAL	84,981	5,416	1,431

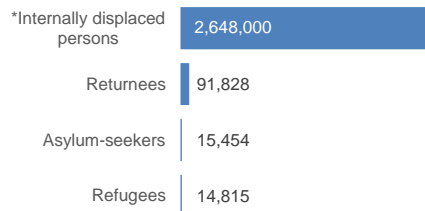
Somali returnees from Kenya by month



Assisted spontaneous returnees from Yemen by month

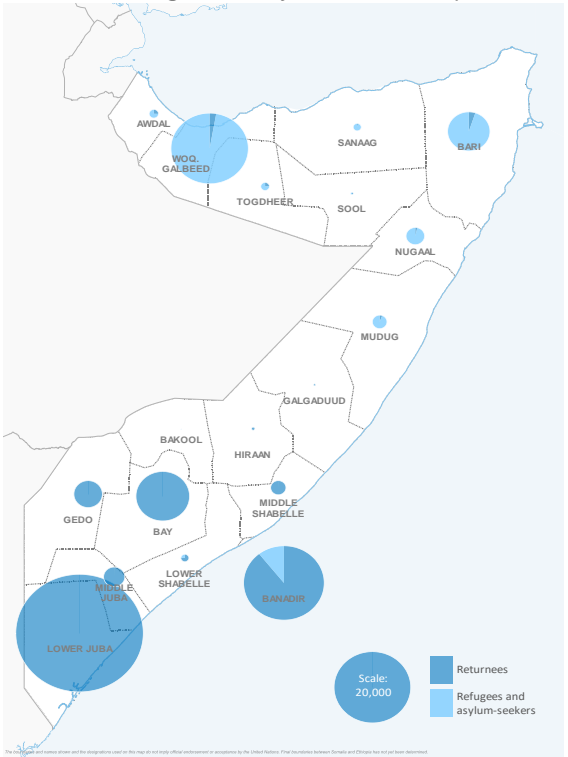


Population of concern

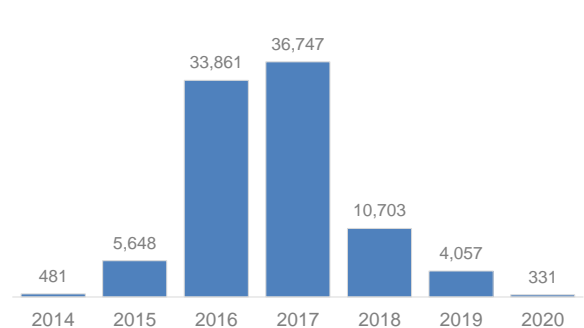


*Estimated internally displaced persons as of 31 July 2018 (Source: Information Management Working Group)

Returnees, refugee and asylum seekers map



Number of returnees (with assistance from UNHCR) since 2014



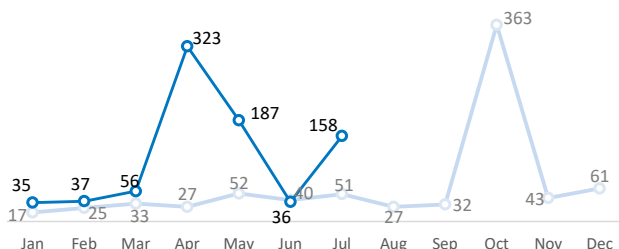
Somalia Internal DISPLACEMENT

Displacements monitored by UNHCR Protection and Return Monitoring Network (PRMN)

Monthly internal displacement (2019-2020)

(in thousands)

Year	People
2019	770,000
2020	833,000



2020 displacement reasons

Flood	590,000
Conflict/Insecurity	170,000
Drought related	63,000
Other	11,000
Total	833,000

2020 top arrival regions

Hiraan	264,000
Middle Shabelle	115,000
Lower Shabelle	96,000
Banadir	69,000
Gedo	62,000
Bay	49,000
Bari	34,000
Lower Juba	31,000
Other	113,000
Total	833,000

July 2020 displacement reasons

Flood	128,000
Conflict/Insecurity	19,000
Drought related	9,000
Other	2,000
Total	158,000

July 2020 top arrival regions

Middle Shabelle	70,000
Lower Shabelle	38,000
Banadir	23,000
Bay	15,000
Sool	2,000
Bari	2,000
Nugaal	1,000
Middle Juba	1,000
Other	
Total	158,000

