

# Burundian Refugees in Rwanda

## Weekly Statistics

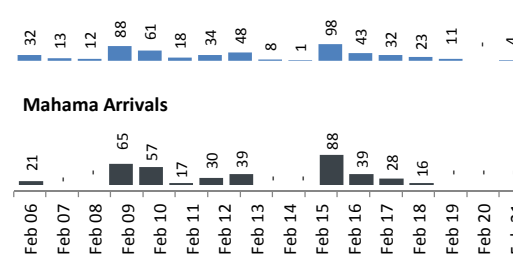
Registered: 15-22 Feb

Mahama	188
Kigali	1,305
Nyagatare	2
<b>Total</b>	<b>1,495</b>

Camp / Reception Centre Population

Bugesera*	200	104
Nyanza*	49	24
Nyagatare*	37	19
Mahama	47,430	18,600
Kigali	23,287	10,392
Huye	2,864	985
<b>Total</b>	<b>73,867</b>	<b>30,124</b>

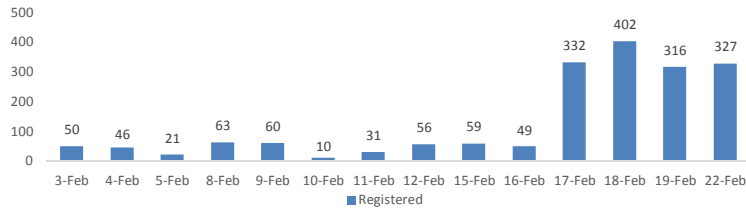
Total Arrivals



<b>73,867</b>	<b>Total Active Refugees</b>
<b>73,618</b>	Registered L2
<b>249</b>	Registered L1**
<b>3,997</b>	Temporarily Inactivated***
<b>77,864</b>	Active + Inactive Refugees

Nyanza Arrivals : 1 Bugesera Arrivals : 2 Rusizi Arrivals : 1

Daily Registration Trends



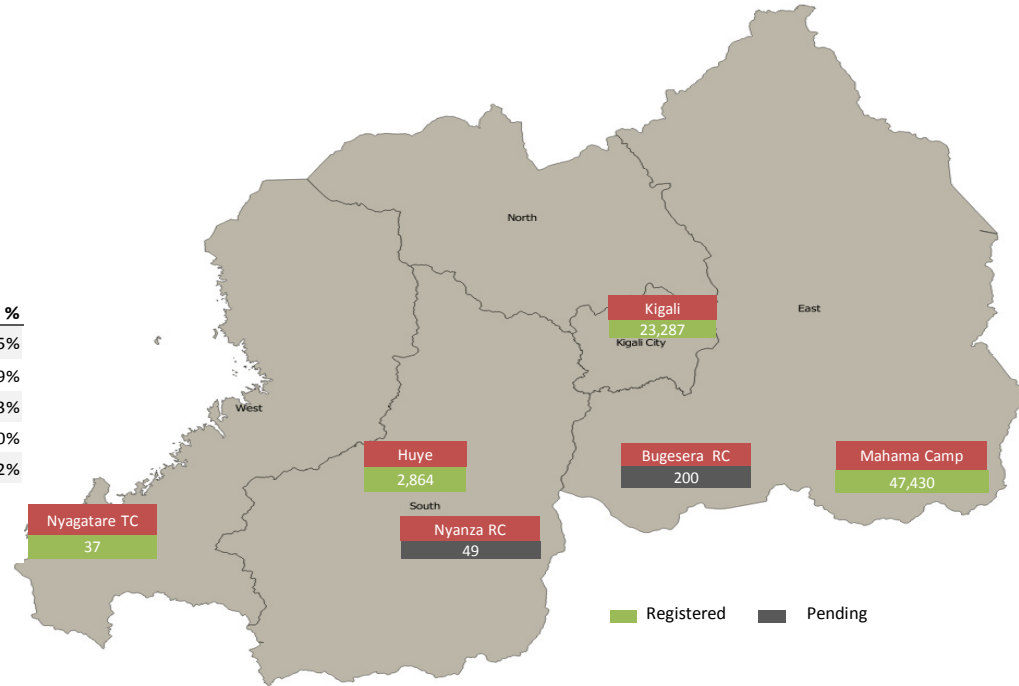
Area of Origin

Kirundo	32,205
Bujumbura Mairie	24,998
Muyinga	6,678
Ngozi	2,787
Karuzi	1,133
Kayanza	793
Cibitoke	484
Ruyigi	454
Gitega	381
Bubanza	366
Others	3,339
<b>Total</b>	<b>73,618</b>

Age Cohort

Age Cohort	Female	Male	Total	%
0 - 4 years	5,495	5,707	11,203	15%
5 - 11 years	6,998	7,051	14,049	19%
12 - 17 years	4,794	5,082	9,877	13%
18 - 59 years	18,847	18,111	36,958	50%
60 + years	1,006	527	1,532	2%
<b>Total</b>	<b>37,140</b>	<b>36,478</b>	<b>73,618</b>	

Women and children make up 75% of the registered population



\* Source: MIDIMAR. All other sources are UNHCR

\*\*\* Inactivated due to absence at food distribution for 3 or more consecutive months in Sep - Jan (2,999) or spontaneous departure to BDI (998)

Individuals registered in Nyanza and Bugesera RCs have undergone level 1 biometric registration

For more information please visit our website: <http://data.unhcr.org/burundi/country.php?id=182>