

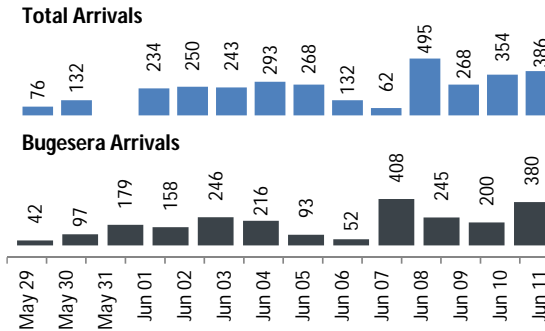
**Daily Statistics**

Registered on 11 June 2015

Mahama	287
Bugesera	499
Nyagatare	3
<b>Total</b>	<b>789</b>

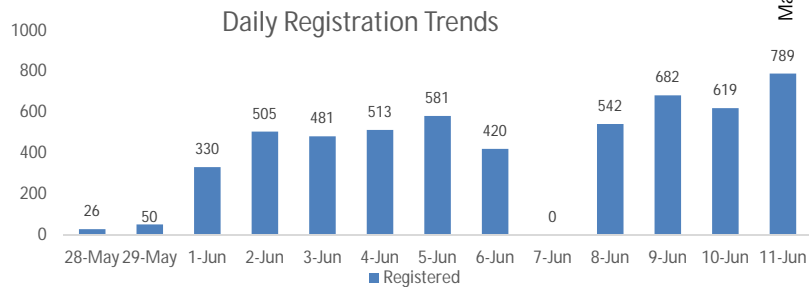
Camp / Reception Centre Population

Bugesera*	4,648	1,619
Nyanza*	19	9
Nyagatare**	311	127
Mahama**	26,883	10,514
<b>Total</b>	<b>31,861</b>	<b>12,269</b>



<b>31,868</b>	<b>Total</b>
29,626	Registered
2,242	Pending

Nyanza Arrivals : 3 Rusizi Arrivals: 3  
7 Individuals pending transportation from districts to the reception centers.

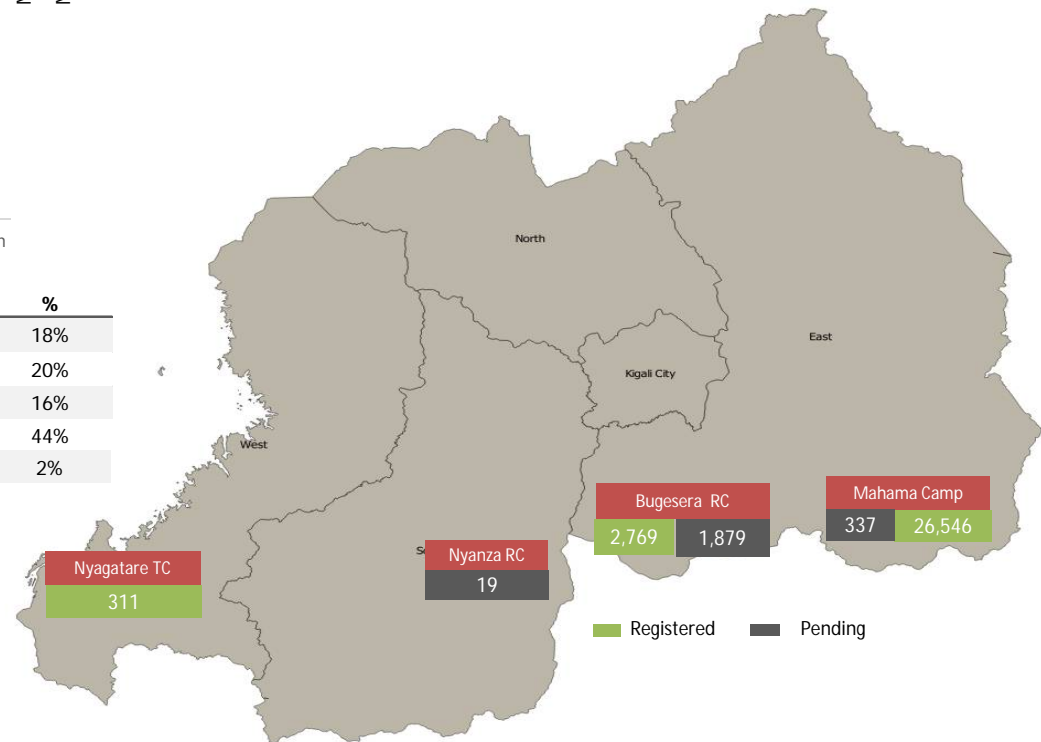


Area of Origin

Bubanza	79
Bujumbura	2514
Mwaro	349
Cibitoke	188
Karuzi	587
Kayanza	300
Kirundo	20,103
Muyinga	2,340
Ngozi	1056
Others	2,110
<b>Total</b>	<b>29,626</b>

Age Cohort

Age Cohort	Female	Male	Total	%
0 - 4 years	2,627	2,732	5,359	18%
5 - 11 years	2,921	2,932	5,853	20%
12 - 17 years	2,351	2,502	4,853	16%
18 - 59 years	6,575	6,428	13,003	44%
60 + years	362	196	558	2%
<b>Total</b>	<b>14,836</b>	<b>14,790</b>	<b>29,626</b>	



\*Source: MIDIMAR Camp Manager  
\*\* Figures represent where individuals were registered but not necessarily their current physical location.  
Statistics can be downloaded daily from <http://data.unhcr.org/drc/country.php?id=182>