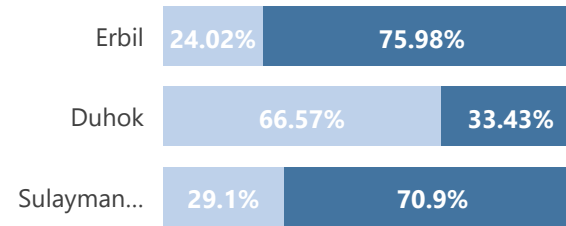
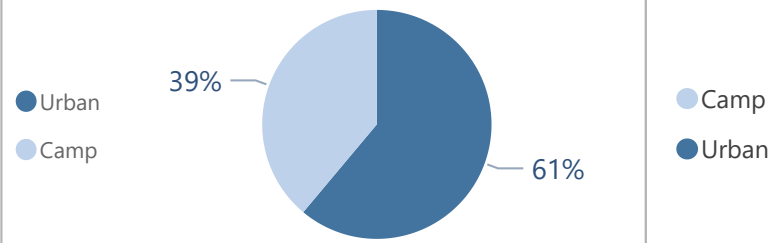
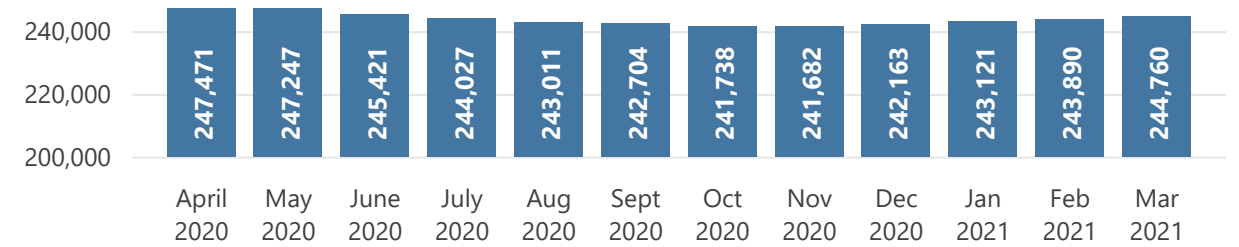


## Camp and Urban Population



## Population Trend



Governorate	Individuals	Household	% of Total
<b>Erbil</b>	<b>124,678</b>	<b>39,372</b>	<b>50.94%</b>
Erbil Urban	94,730	32,411	38.70%
Darashakran Camp	11,617	2,604	4.75%
Qushtapa Camp	8,294	2,000	3.39%
Kawergosk Camp	7,775	1,875	3.18%
Basirma Camp	2,262	482	0.92%
<b>Duhok</b>	<b>84,057</b>	<b>22,271</b>	<b>34.34%</b>
Domiz Camp	31,046	7,460	12.68%
Duhok Urban	28,102	8,783	11.48%
Domiz Camp 2	10,813	2,576	4.42%
Gawilan Camp	9,178	2,124	3.75%
Bardarash Camp	3,829	1,054	1.56%
Akre Settlement	1,089	274	0.44%
<b>Sulaymaniyah</b>	<b>32,059</b>	<b>10,175</b>	<b>13.10%</b>
Sulaymaniyah Urban	22,731	7,934	9.29%
Arbat Camp	9,328	2,241	3.81%
<b>Other</b>	<b>3,966</b>	<b>1,735</b>	<b>1.62%</b>
Other Urban Locations	3,966	1,735	1.62%
<b>Total</b>	<b>244,760</b>	<b>73,553</b>	<b>100.00%</b>

Information Management Unit: irqerbim@unhcr.org

Data source: UNHCR Registration Unit, Erbil, Iraq

## Syrian Refugees Registered in Iraq

