



Syria National Immunisation Days(NIDs)

6-10 April 2014

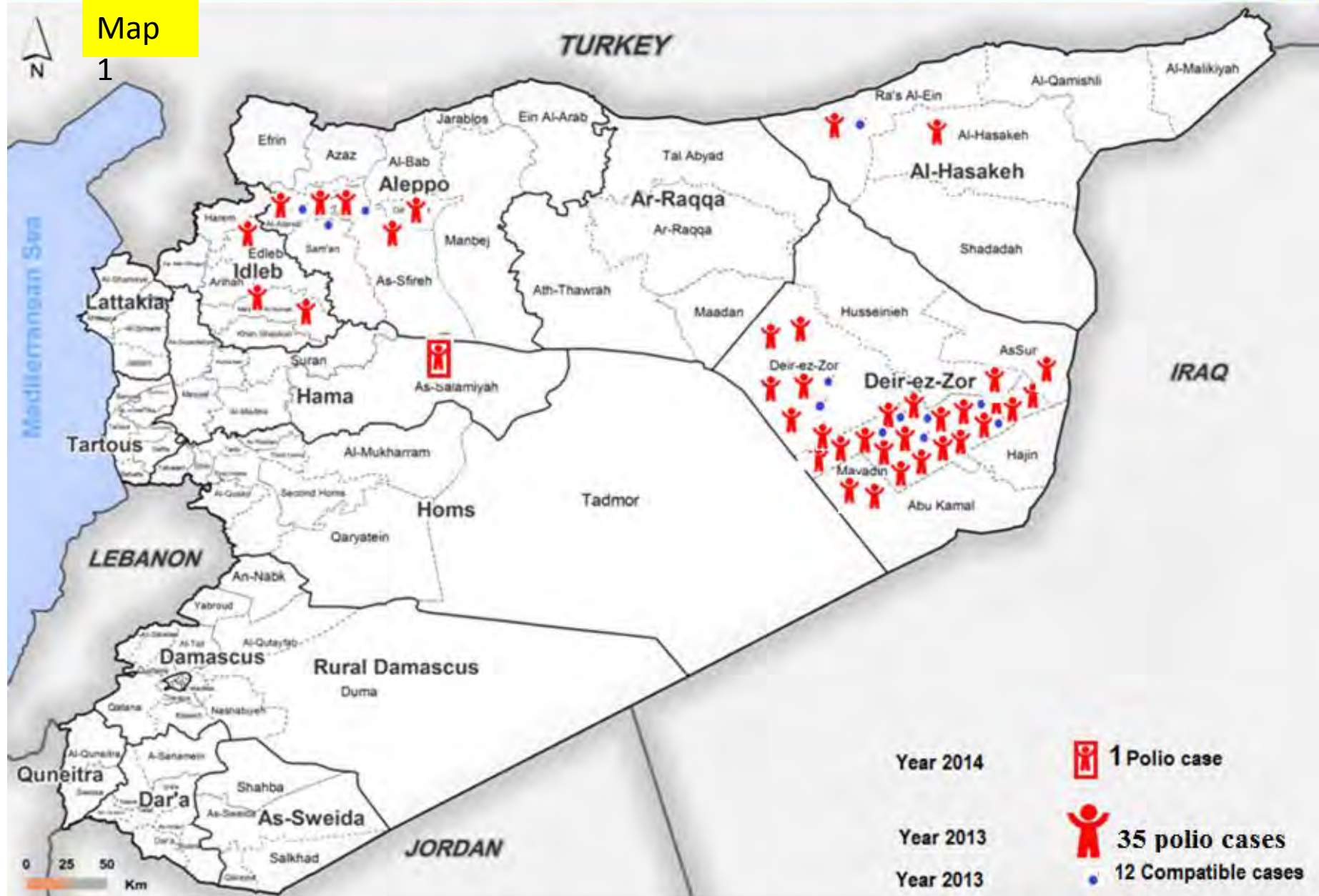
Administrative and IM results

Introduction

- Syria reported 35 and one confirmed polio cases in 2013 and 2014 respectively.
- The cases reported from Deir Ezzour (24 cases), Aleppo (5 cases), Edleb (3 cases) and Kassakeh (2 cases). Map 1 shows the distribution of the cases. The 2014 cases was in Hama.
- The number of infected districts are 12.
- The first immunization response was on 24 October 2013 using tOPV.
- Due to armed conflict many areas were inaccessible to the MOH vaccination teams. However, with the coordination with Syrian Red Crest, local community and armed groups, more children were vaccinated in those areas. Map 2 shows the comparison of the inaccessible areas after 4 NIDs rounds. Figure 1 shows the number of accessible children during the last 4 NIDs rounds.
- The noticeable improvement of accessibility was in Rural Damascus, Aleppo, Hassakeh and Hama.



Map 1



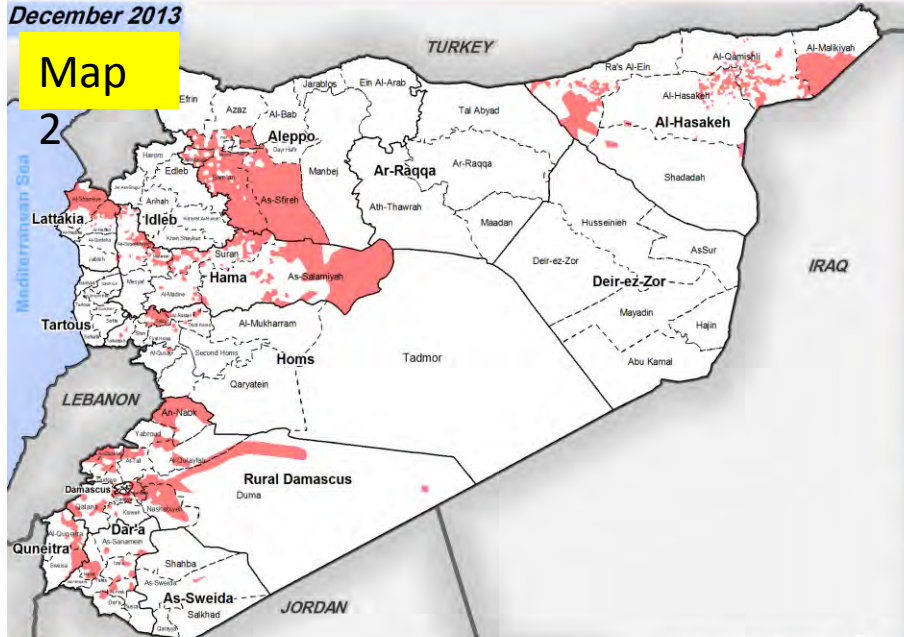
- Year 2014  1 Polio case
- Year 2013  35 polio cases
- Year 2013  12 Compatible cases



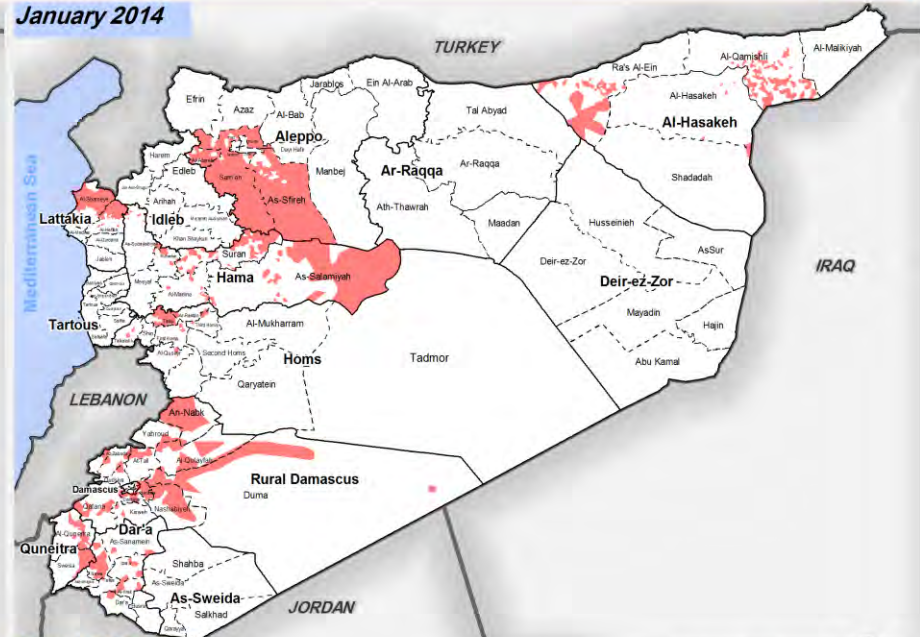
December 2013

Map

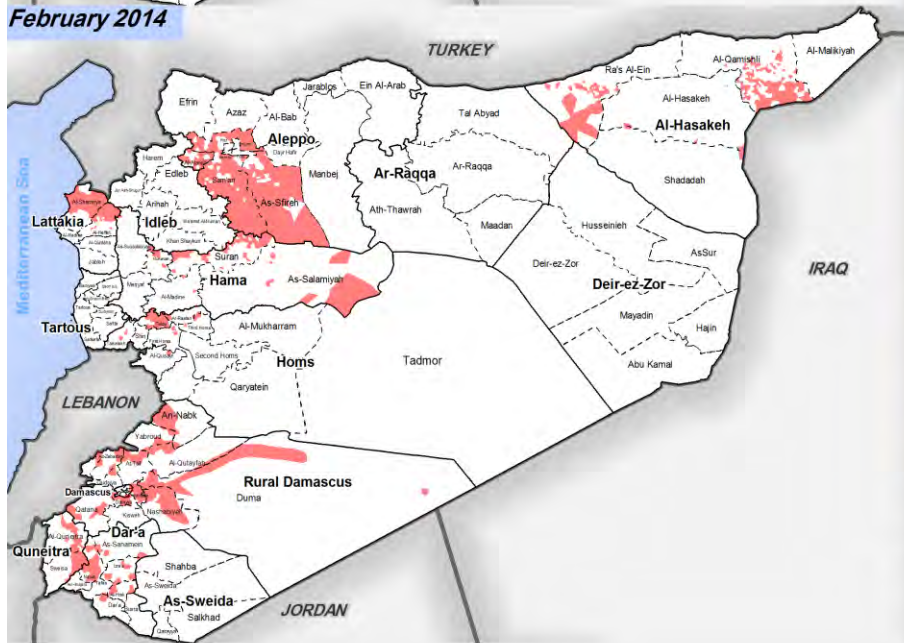
2




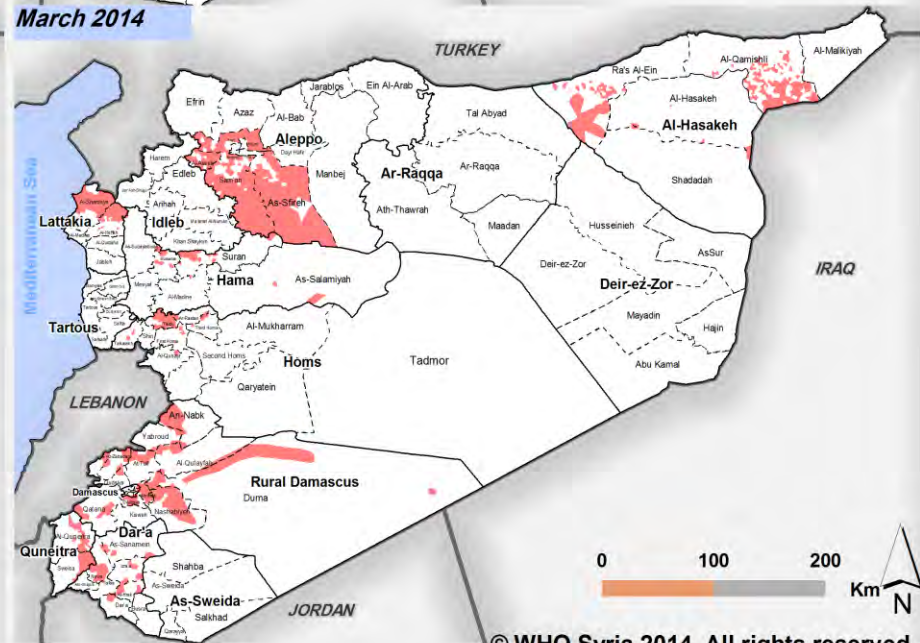
January 2014



February 2014



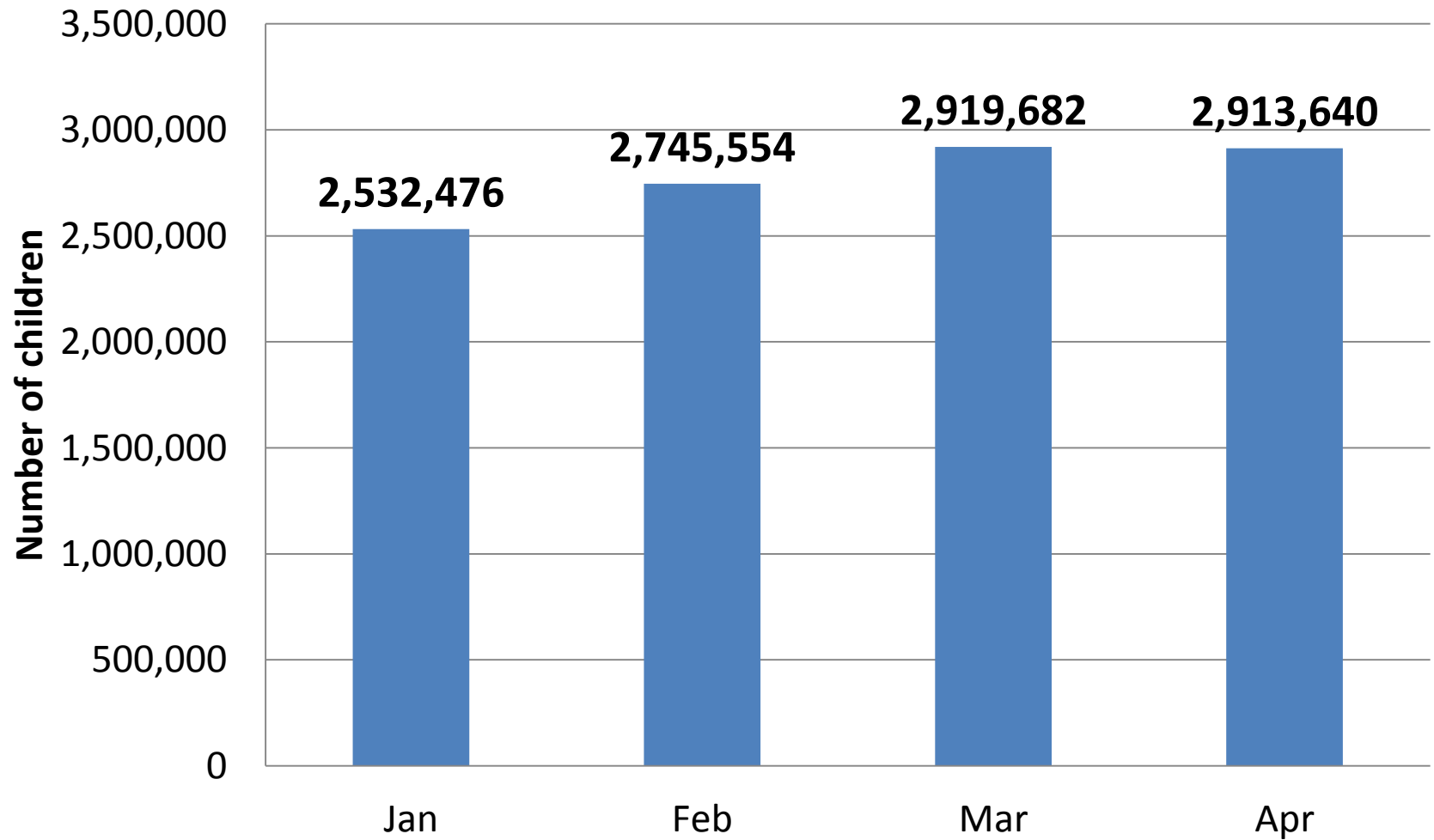
March 2014



Results

- The campaign has been conducted during the period 6-10 April 2014 in 14 governorates.
- bOPV was used in April 2014 NIDs.
- Campaign human resources (total number = 8808 persons):
 - 4,580 health workers in fixed vaccination posts
 - 2,563 health workers in mobile teams
 - 1,665 volunteers in mobile teams
- Vehicles used for vaccines transportation, teams' mobility and supervision = 803
- Total vaccinated children = 2,913,640 children
 - Under 1 vaccinated children were 588,639 infants (20%).
 - 1-5 vaccinated children were 2,325,001 children (80%).
- The trend of the number of vaccinated children is seen in figure 1 and the number of vaccinated children in each governorate is seen in map 3.
- No. of vaccinated children by governorate and age group is seen in table 1.

Figure 1. Number of vaccinated children during 4 NIDs rounds, Syria, Jan-April 2014

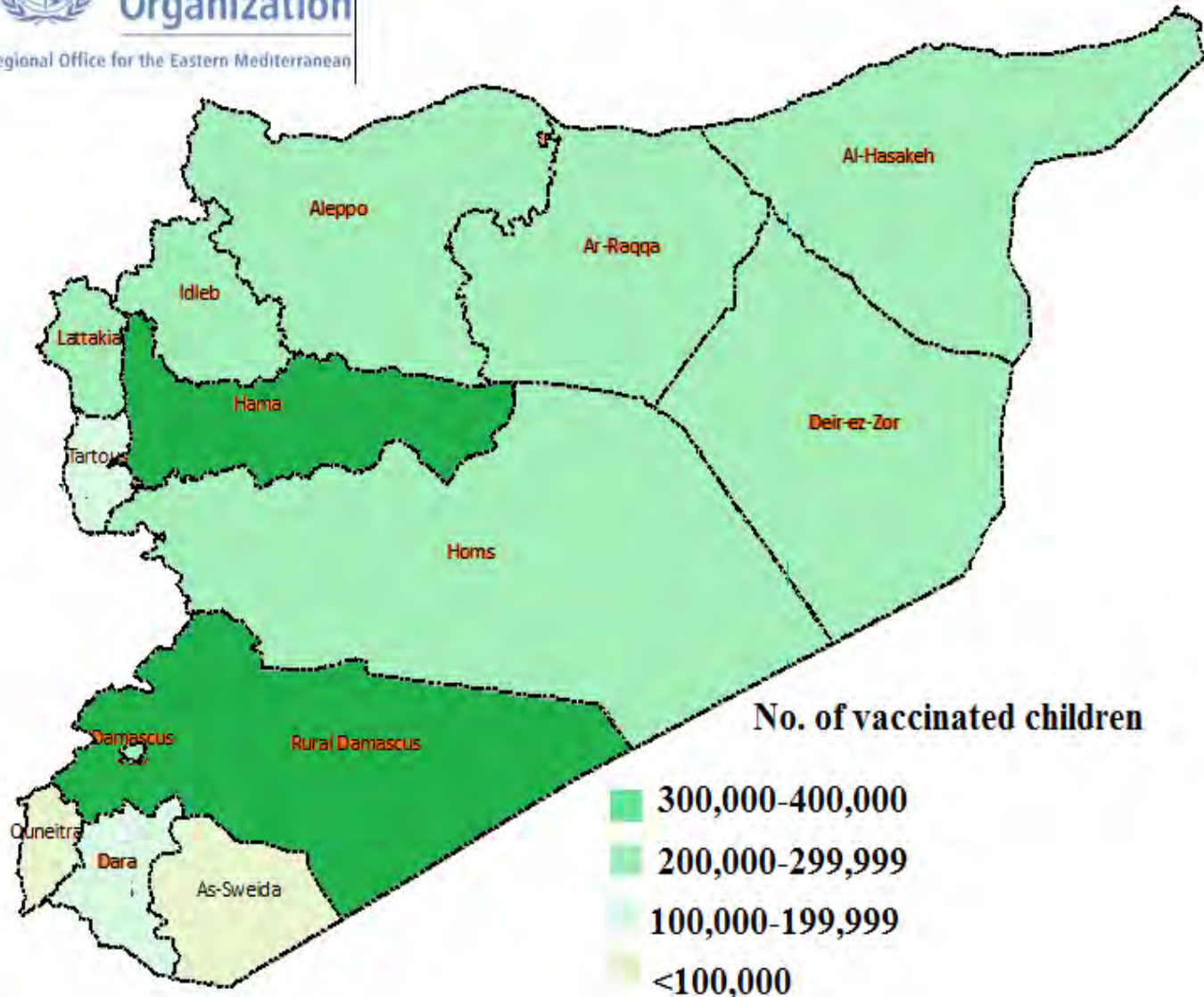




World Health
Organization

Regional Office for the Eastern Mediterranean

April 2014 NIDs result, Syria



Map 3

Table 1. No. of vaccinated children by governorate and age group, Apr 2014 NIDs

Governorate	Vaccinated children <1 years	Vaccinated children 1-5 years	Total Vaccinated children
Aleppo	44666	182017	226683
Damascus	50766	240954	291720
Dar'a	29267	104675	133942
Deir ez-Zour	40033	174878	214911
Idleb	44905	181173	226078
Hama	56547	260373	316920
Al-Hassakah	56132	195149	251281
Homs	50975	159094	210069
Lattakia	42258	179547	221805
Quneitra	7705	40372	48077
Ar-Raqqah	67073	166128	233201
Rural Damascus	65474	285676	351150
As-Suweyda	9059	45790	54849
Tartous	23779	109175	132954
Total	588,639	2,325,001	2,913,640

Independent Monitoring (IM) Result



Monitoring result: 1

- Post-campaign monitoring was conducted to assess the missing children and poorly covered areas. The basic unit of the survey is a cluster in almost all health districts. The national protocol was used by all governorates.
- The monitors were independent and selected jointly by WHO focal persons and MOH.
- The sources of independent monitors were from NGOs, education department, university students, school teachers and health departments that have no role in the NIDs.
- All governorates conducted the post campaign monitoring.
- The total households visited were 7,653 in 79 districts (93% of all districts that conducted NIDs).
- The total sample was 14,193 children under 5.
- Vaccinated children by family statement were 13,084 children (92.2%).
 - Vaccinated infants (<1Yr) by family statement were 3,035 children (93.2%).
 - Vaccinated children (1-5 yrs) by family statement were 10,049 children (91.9%).
- Finger marking found in 11,978 children (84.4%).
 - <1 year infants: 2,713 (83.3%)
 - 1-5 years children: 9,265 (84.7%)

Monitoring result: 2

- The range of coverage rate is from 71% in Rural Damascus to 99% in Hama. The reported polio case in 2014 might encourage the governorate to improve their NIDs campaign! See tables 2a, 2b & 2c.
- The IM results for the last 4 rounds are seen in table 3.
- The most common 3 reasons for the unvaccinated children were unawareness of the family (23%), the family was busy or had no interest (27%) and the child was sick (13%). Figure 2 shows the detailed reasons for unvaccinated children during the April NIDs.
- Among the 7,653 families that have been interviewed, there were 7,388 (97%) families heard about the campaign.
- The most common 3 sources of information dissemination were TV (26%), health worker (35%) and loud speakers (10%). The details are seen in the following graphs. Figure 4 shows the detailed sources of information during the April NIDs.

Table 2.A. Detailed post-campaign monitoring data, April 2014 NIDs

Governorate	<i>Infants <1 year</i>				
	Target	Vaccinated by recall	% coverage rate	Vaccinated by FM	% FM coverage rate
Aleppo	201	177	88%	146	73%
Al-Hassakah	308	301	98%	301	98%
Ar-Raqqah	140	121	86%	112	80%
As-Sweyda	66	64	97%	64	97%
Damascus	131	120	92%	106	81%
Dar'a	301	257	85%	206	68%
Deir ez-Zor	242	227	94%	105	43%
Hama	693	690	100%	672	97%
Homs	524	489	93%	433	83%
Idleb	196	177	90%	177	90%
Lattakia	100	93	93%	91	91%
Quneitra	82	79	96%	77	94%
Rural Damascus	99	69	70%	56	57%
Tartous	174	171	98%	167	96%
Total	3257	3035	93%	2713	83%

Table 2.B. Detailed post-campaign monitoring data, April 2014 NIDs

Governorate	<i>Vaccinated children 1-5 years</i>				
	Target	Vaccinated by recall	% coverage rate	Vaccinated by FM	% FM coverage rate
Aleppo	631	570	90%	501	79%
Al-Hassakah	1047	1011	97%	994	95%
Ar-Raqqah	471	398	85%	383	81%
As-Sweyda	347	326	94%	326	94%
Damascus	806	689	85%	635	79%
Dar'a	1019	864	85%	750	74%
Deir ez-Zor	642	592	92%	351	55%
Hama	1897	1888	100%	1857	98%
Homs	1098	1038	95%	937	85%
Idleb	918	867	94%	854	93%
Lattakia	581	550	95%	543	93%
Quneitra	298	283	95%	281	94%
Rural Damascus	669	476	71%	391	58%
Tartous	512	497	97%	462	90%
Total	10936	10049	92%	9265	85%

Table 2.C. Detailed post-campaign monitoring data, April 2014 NIDs

Governorate	<i>Total children</i>				
	Target	Vaccinated by recall	% coverage rate	Vaccinated by FM	% FM coverage rate
Aleppo	832	747	90%	647	78%
Al-Hassakah	1355	1312	97%	1295	96%
Ar-Raqqah	611	519	85%	495	81%
As-Sweyda	413	390	94%	390	94%
Damascus	937	809	86%	741	79%
Dar'a	1320	1121	85%	956	72%
Deir ez-Zor	884	819	93%	456	52%
Hama	2590	2578	100%	2529	98%
Homs	1622	1527	94%	1370	84%
Idleb	1114	1044	94%	1031	93%
Lattakia	681	643	94%	634	93%
Quneitra	380	362	95%	358	94%
Rural Damascus	768	545	71%	447	58%
Tartous	686	668	97%	629	92%
Total	14193	13084	92%	11978	84%

Table 3. IM result of 4 NIDs rounds Jan-April 2014

Coverage	January	February	March	April
by recall	%88	%88	%93	%92
by Finger Marking	%62	%68	%84	%84

**Fig 2. Reasons for unvaccinated children
April 2014 NIDs post campaign monitoring**

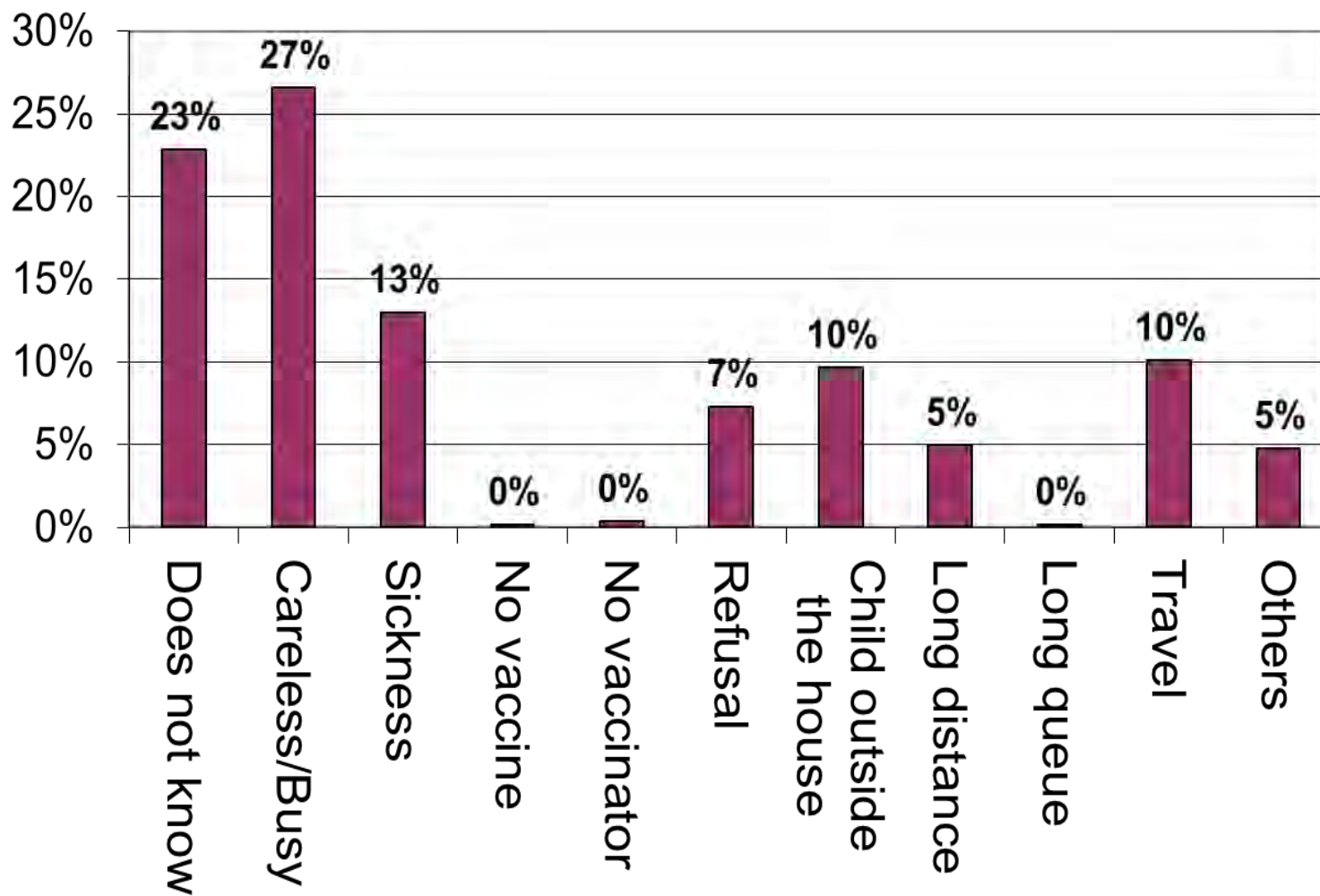


Fig 3. Percentage of families who heard about the NIDs and sources of information, April 2014

