

SOUTHERN AFRICA JANUARY 2017-JUNE 2018

This overview document presents 331 safety, security and access incidents affecting aid delivery in 12 countries in Southern Africa between January 2017 and March 2018. The report is based on incidents identified in open sources and reported by Aid in Danger partner agencies using the Security in Numbers Database (SiND). The focus is on countries where possible changing or emerging risks can be identified. The total number of reported incidents below reflects the willingness of agencies to share information. It is neither a complete count nor representative.

Countries to watch

- **Malawi:** Proposed changes to NGO regulations relating to licence fees for INGOs are under a temporary court injunction as of April 2018.
- **Zambia:** Recent xenophobic attacks against Chinese nationals and businesses could pose a potential risk to staff members of Chinese or Asian ethnicity working in-country.

Sexual exploitation and abuse of aid workers

- Sexual assault of a female staff member in **Zimbabwe** (2017-11).

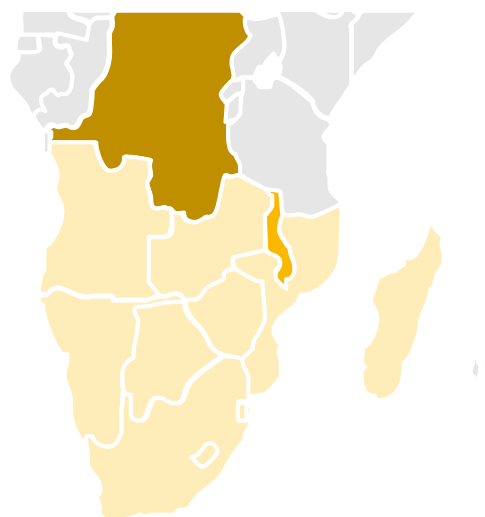
Aid-worker-related road traffic accidents

- 67% of reported incidents did not cause NGO staff injuries.
- Four staff members were **killed** in aid-worker-related vehicle RTAs in the DRC, Lesotho, Mozambique and Zambia.

Total road traffic accidents (Q1 2017-Q2 2018)

Country	Total incidents
Mozambique	31
Zimbabwe	25
Zambia	24
Malawi	22
DRC	13
Swaziland	7
Angola	6
Lesotho	5
Madagascar, South Africa	3 each
Botswana	1
Total for region	140

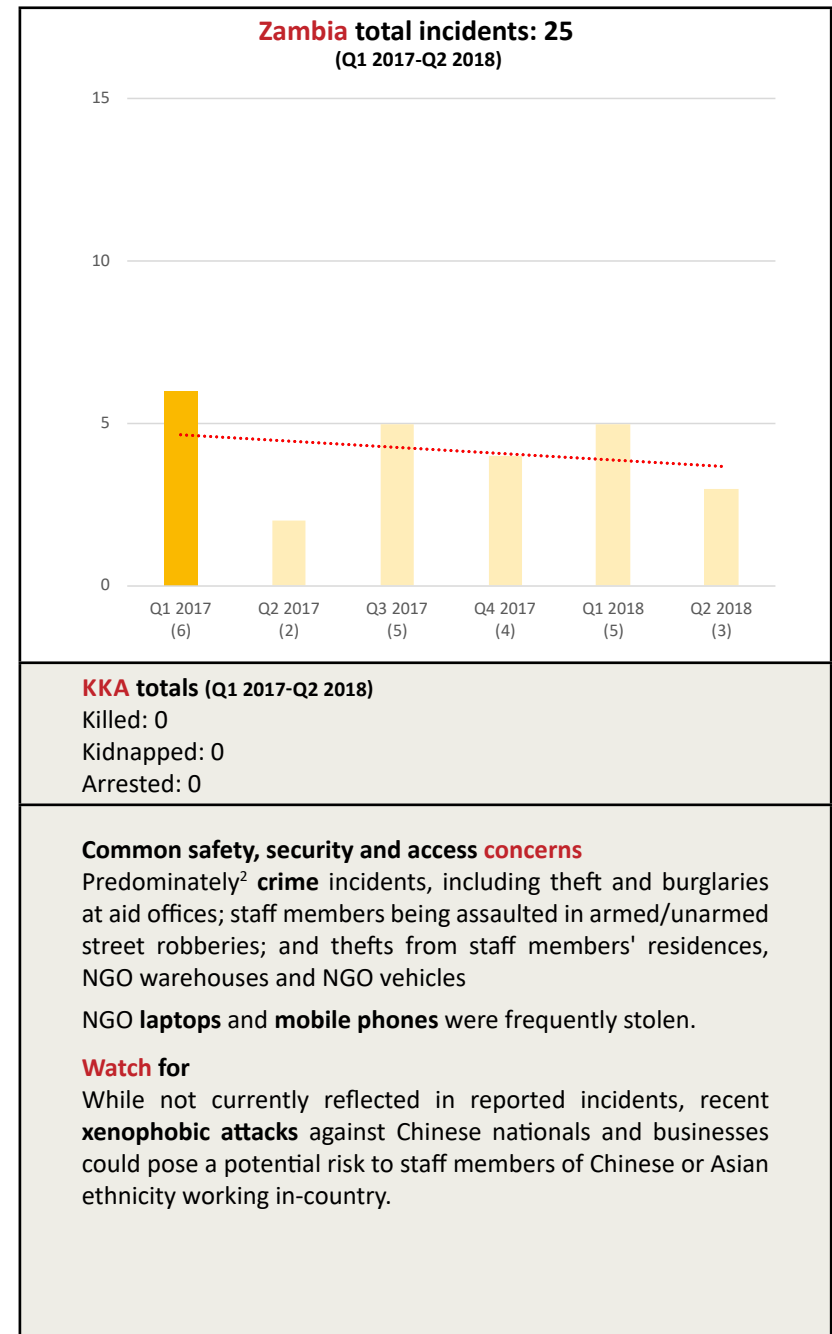
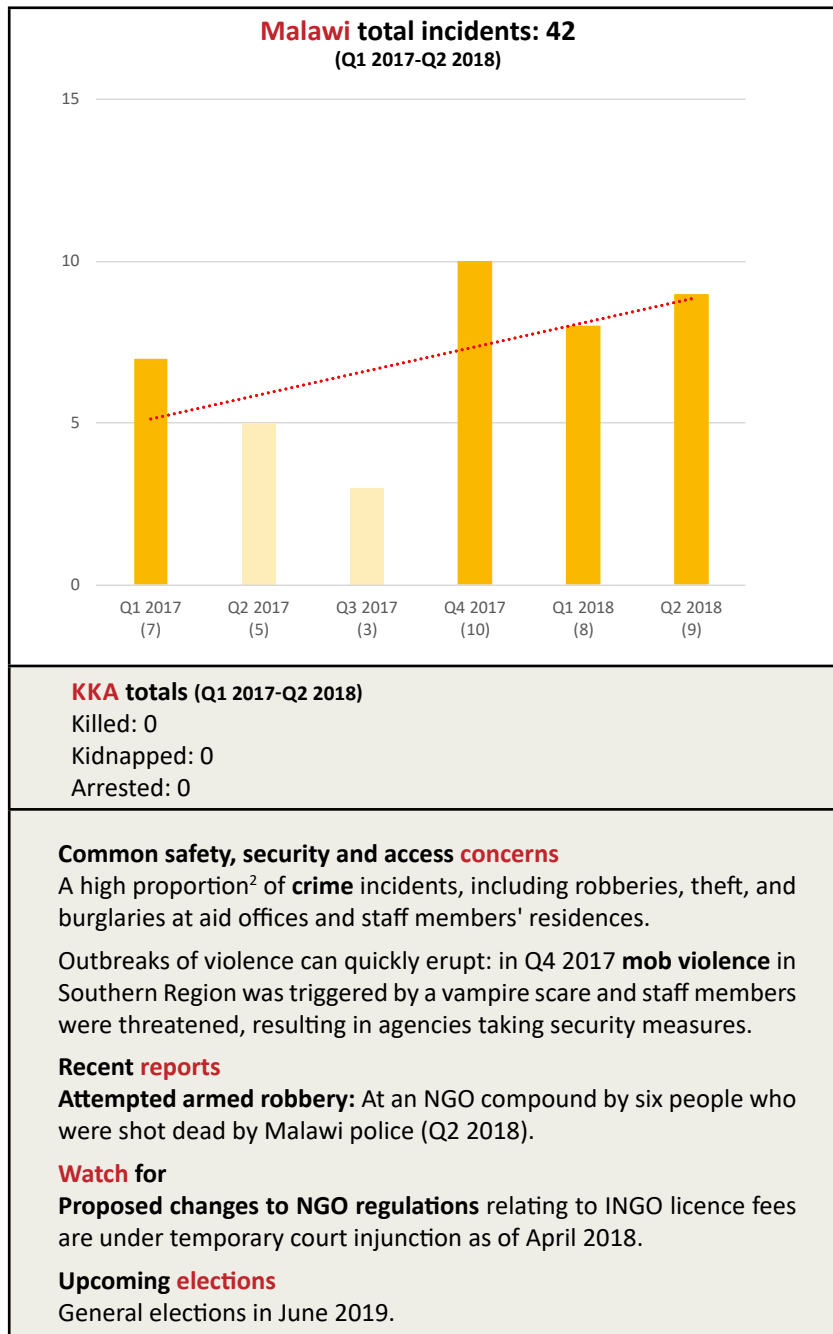
Reported safety, security and access incident in Q2 2018



■ 20 or more reported incidents ■ 6-19 reported incidents ■ 0-5 reported incidents

Total safety, security and access incidents (Q1 2017-Q2 2018)

Country	Total incidents (Q2 2018)	Total incidents (Q1 2018)	Total incidents (Q1 2017-Q2 2018)	Trend over 6 quarters
DRC	24	21	137 ¹	↑
Malawi	9	8	42	↑
Madagascar	4	4	12	↑
Mozambique	4	6	37	—
South Africa	3	3	28	↓
Zambia	3	5	25	↓
Zimbabwe	3	2	20	↓
Namibia	2	4	12	↑
Angola	1	1	7	↓
Swaziland	1	1	5	—
Botswana	0	0	4	↓
Lesotho	0	0	2	↓
Total for region	54	55	331	—

Selected country **overviews** (Q1 2017-Q2 2018)

This document is part of the Aid in Danger project. It is published by Insecurity Insight and funded by USAID through Save the Children. It summarises selected findings from Aid in Danger partner agency incident reports. 26 partner agencies currently contribute confidential security data to the Security in Numbers Database (SiND). For this data, 23 partner agencies contributed security incidents. The data in this report has been cross-referenced with AWSD and compared with INSO. Data collection is ongoing and data may change as more information is made available.

Citation: Insecurity Insight. 2018. 'Incident dataset Southern Africa, January 2017-June 2018, v. November 2018.' Vevey, Switzerland: Insecurity Insight, Aid in Danger Project. aidindanger.org.

¹ Organisations reported 271 incidents to the [INSO Key Data Dashboard](#) (accessed November 2018).

² 'Reports of' indicates 64% or lower of all reports for the country in question; 'High proportion' indicates 65-90% of reports; 'Predominantly' indicates 91% or more of reports.