



Context

Juba IDP Camp 3 Site was established in 2013 with 24,192 individuals currently seeking protection from armed conflict in the site. Ten blocks currently exist in the camp with 7,159 households.

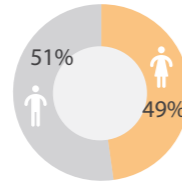
Site demography

Total IDPs

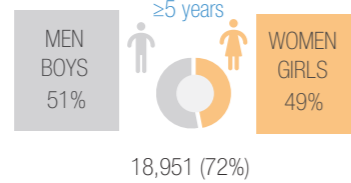
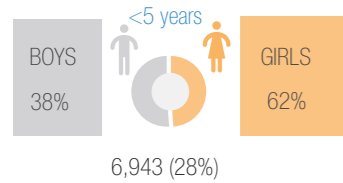


24,192
(7,159 HHs)

total IDPs living inside Juba IDP Camp 3



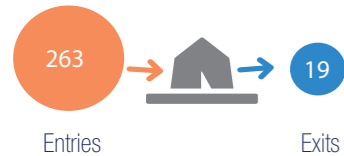
Age and sex disaggregated data



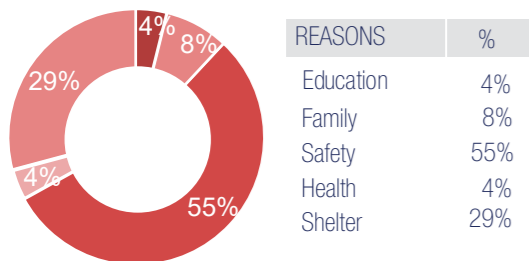
Population count as of July 2021

Flow monitoring

OVERALL ENTRIES & EXITS (# INDIVIDUALS)

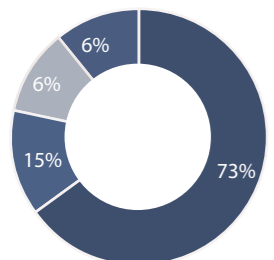


ENTRY TRACKING: REASONS FOR ENTRY



REASONS	%
Education	4%
Family	8%
Safety	55%
Health	4%
Shelter	29%

EXIT TRACKING: REASONS FOR LEAVING

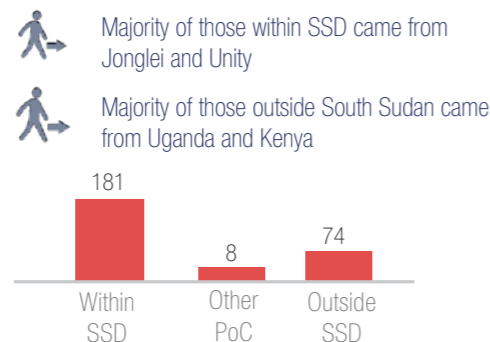


REASONS	%
Education	73%
Returning home	15%
Joining family	6%
Shelter	6%

AGE BREAK DOWN

	Under 5		5 to 17		18 to 60		Over 60	
	F	M	F	M	F	M	F	M
ENTRY	18	24	30	49	50	39	3	0
EXIT	2	6	7	5	9	8	0	1

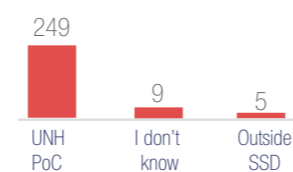
ENTRY TRACKING: AREAS OF ORIGIN



EXIT TRACKING: LOCATION OF MOVEMENT

Jonglei	(13 Individuals)
Unity	(4 Individuals)
Uganda	(2 Individuals)

FINAL DESTINATION



INTENDED LENGTH OF STAY



LENGTH OF STAY IN PoC



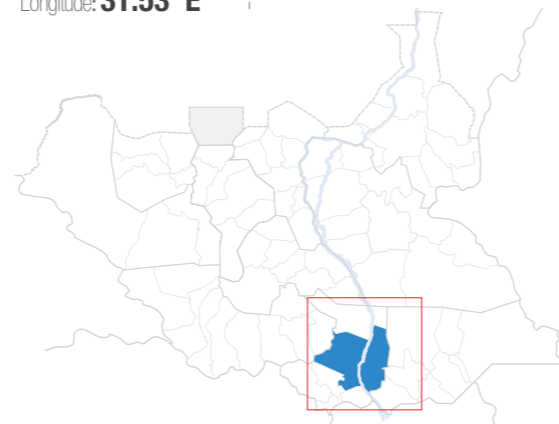
Quarterly Highlights

1. Monitor service provision in the sites and flag any duplication or gaps in service provision.
2. Continue to conduct key messaging on Covid-19 preparedness and awareness.
3. Monitor the trend of movement to understand return dynamics.

Site location

Site Coordinate

Latitude: **4.81° N** Site area: **671,704 m²**
Longitude: **31.53° E**

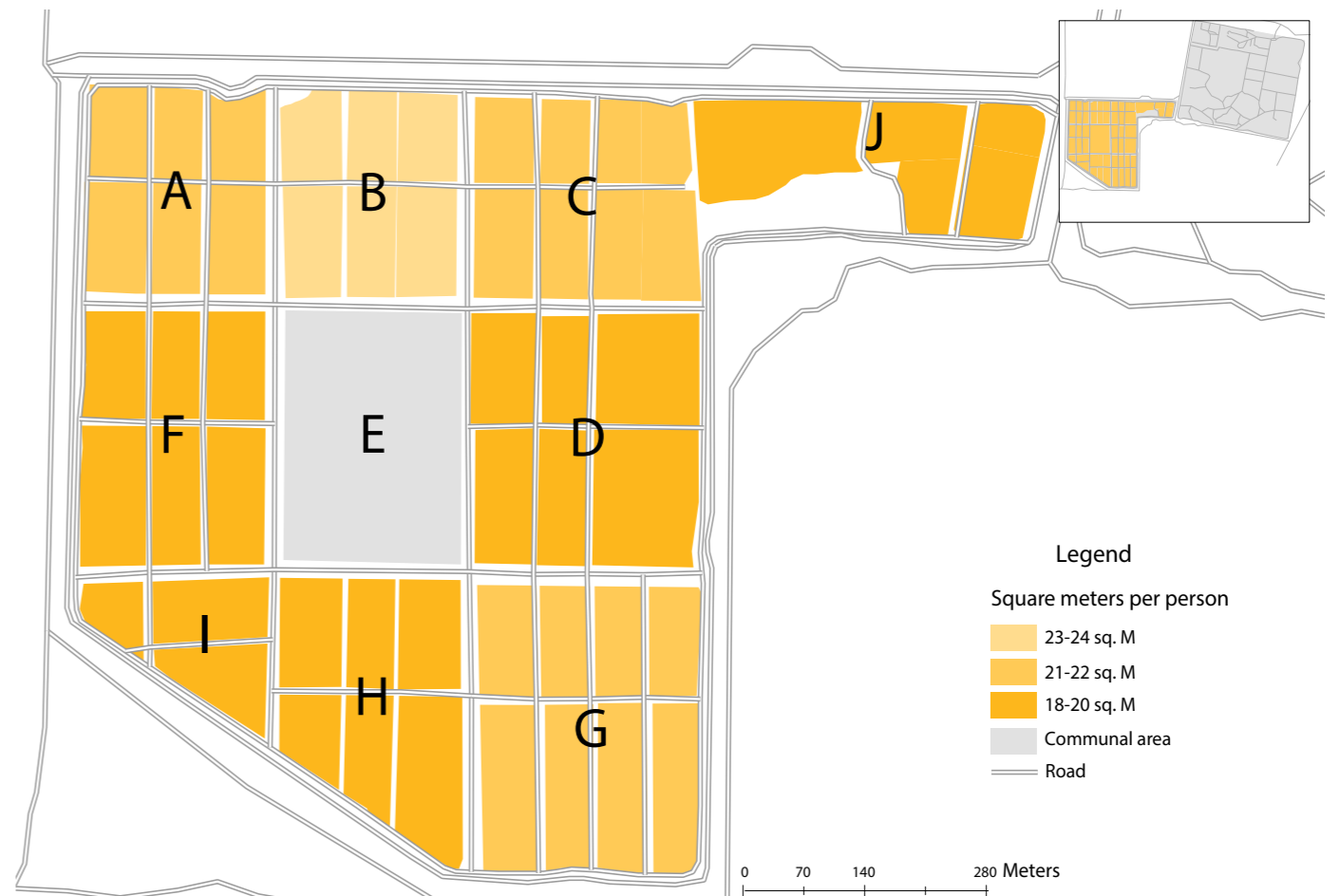


Sector overview

Sector	Indicator	Target	Achieved	Implementing Agencies
CCCM	Land area per person	30m ²	30 m ²	ACTED
	Education	% of enrollments in primary school(target 45,000) (46,000 children enrolled in ECO,Primary, ALP, Secondary)	100%	100%
Food/Livelihood	% of households receiving food ration	100%	100%	WVI, WFP
	Crude mortality	<2	<2	IHO, IMC, DMI
Health	Mortality of Under 5 years old	<2	<2	IHO, IMC, DMI
	% of GAM prevalence under 5 years of age (by MUAC)	<10%	<10%	CWW
Nutrition	% of SAM prevalence under 5 years of age (by MUAC)	<2%	<2%	CWW
	% of newly identified Unaccompanied or Separated children registered for Family Tracing and Reunification SGBV	100%	100%	UNHCR, HDC, NRC,DMI,SSRC
Protection	% and # of children under 5 provided with birth registration notification	100% of <5	100%	ICRC, IRC
	Average covered space per person	>3.5m ²	3.5 m ²	IRC WPE, NP
Shelter/NFI	% of IDPs covered with non-food items	100%	100%	MTT
	Litres per person per day	>15	>15	HDC, ACTED
WASH	Person per tap	250	250	HDC, ACTED
	Latrine coverage (person/latrine)	20	-	NSDO, UNICEF
	Bathing shelter coverage (person/shower)	<100	-	NSDO, UNICEF
				NSDO, UNICEF

● Target reached ● Target more than 50% reached ● Target less than 50% reached ○ Unknown

Population density map





Juba IDP Camp 3



Data source: Humanitarian service gaps in former and current PoCs as of April 2021, UNHCR & IOM.

Juba IDP Camp 3 Service Provision Status

Service	Partner	Issue	Impact
Education	NRC, CMCM and DMI	<ul style="list-style-type: none"> No secondary education being supported 	<ul style="list-style-type: none"> School dropout
Nutrition	CWW	<ul style="list-style-type: none"> No issues reported during this reporting period 	
FSL	WVI, WFP	<ul style="list-style-type: none"> GFD to end in September 2021 need advocacy with FSL cluster There has not been registration of new arrivals in Juba IDP Camp 3 since 2018 by IOM and WFP. 	<ul style="list-style-type: none"> This has become an issue because the water voucher system in Juba IDP camp 3 only allows to provide water for households registered with WFP. As a result, there will be many IDPs left out to access water which will significantly increase security concerns at water points.
Protection	UNHCR, HDC, NRC, DMI, SSRC, ICRC, and IRC general prot IRC WPE, and NP MTT	<ul style="list-style-type: none"> No issues reported by Camp Management Agency 	
Health	IMC, DMI and Intrahealth	<ul style="list-style-type: none"> No issues reported by Camp Management Agency 	
Shelter/NFI	HDC- Africa & ACTED	<ul style="list-style-type: none"> CM reported a gap in SNFI services 	<ul style="list-style-type: none"> IDPs will have poor living conditions and difficulties
Water	NSDO & UNICEF	<ul style="list-style-type: none"> Limited number of latrines, bathing shelters, shortage of water supply and poor waste management 	<ul style="list-style-type: none"> This may result increase in communicable diseases and other health issues
Camp Management	ACTED	<ul style="list-style-type: none"> No issues reported by Camp Management Agency 	